



# **IN COMMAND** 2016 **HARLEY-DAVIDSON®** **POLICE MOTORCYCLES**



# HARLEY- DAVIDSON® MOTORCYCLES. TAKING CHARGE WHEN IT MATTERS MOST. JUST LIKE YOU.

The demands you face as an officer are always changing. Yet, whatever the job throws at you, you pass the test with guts, grit and grace under pressure. At Harley-Davidson, we believe you deserve the same from your motorcycle. So while our motorcycles have been proven over more than a century to handle the toughest duties, we continue to work with law enforcement forces worldwide to improve handling, braking, acceleration and other essential elements of control. You and your Harley-Davidson® motorcycle: always in command.







# CONTENTS

- 4** **BADGE OF HONOR**
- 6** **HANDLING**
- 8** **BRAKES**
- 10** **LIGHTING**
- 12** **HARLEY-DAVIDSON® FLHTP ELECTRA GLIDE®**
- 14** **HARLEY-DAVIDSON® FLHP ROAD KING®**
- 16** **HARLEY-DAVIDSON® XL 883L SPORTSTER®**
- 18** **SPECIAL EDITION MOTORCYCLES**
- 19** **FIRE RESCUE**
- 20** **TRAINING**
- 21** **PARTS & ACCESSORIES**
- 26** **PRODUCT SPECIFICATIONS**

A very special thanks to the Milwaukee County Sheriff Department for their participation in our catalog photo shoot. Riders featured are Sgt. Chuck Stowers and Deputies Beth Miers, Bobby Nazario and Steve Parr.



# **BADGE OF HONOR. DISCIPLINE. INTEGRITY. CONFIDENCE. THREE CORE VALUES WE HAVE IN COMMON.**

Day in and day out, in a relentless test of mind, body and spirit, officers of the peace put their personal safety at risk. And since 1908, Harley-Davidson has stood by these essential public servants in the line of duty. This commitment has grown through our support of the National Law Enforcement Memorial Fund, Concerns of Police Survivors and through The Motor Officer™ magazine. Today, we continue to work with officers everywhere to provide motorcycles they can count on to help them handle one of the world's toughest jobs.









# BECAUSE A FIRST RESPONDER NEEDS A RESPONSIVE RIDE

Twists and turns come with the territory. Good thing your Harley-Davidson® motorcycle comes with exceptional responsiveness and tactical maneuverability. We've brought you a ride that handles confidently at low and high speeds. Lighter wheels provide superior traction. Lean angles combine with a low center of gravity and a finely tuned suspension for control through sharp turns. You can't predict what's around the curve, but you and your Harley-Davidson® motorcycle can handle it.







**PERFORMANCE**



**49MM**  
**TELESCOPIC**  
**FRONT FORKS FOR**  
**ROCK SOLID CORNERING**



# WHEN THE GOING GETS ROUGH, YOU'VE GOT SMOOTH STOPPING POWER

In the heat of the moment, you can put a stop to anything. But it sure helps to have our industry leading high-performance brakes on your side. Reflex™ Linked Brakes with ABS are a technological breakthrough, helping you come to a smooth stop every time even in non-ideal conditions. This “smart” braking system coordinates the anti-lock systems of front and rear wheels, automatically disengaging linking of the brakes below 25 MPH. Standard on all 2016 Police Road King® and Electra Glide® motorcycle models, Reflex braking helps bring you optimum rider control, no matter the speed.







**SAFETY**



# **REFLEX<sup>TM</sup>** **LINKED BRAKES** **WITH ABS**

**BRAKING CONFIDENCE IN LESS  
THAN IDEAL SITUATIONS**



# ON PATROL, GIVE YOUR WATCHFUL EYES A BOOST WITH THESE **BRIGHT LIGHTS**

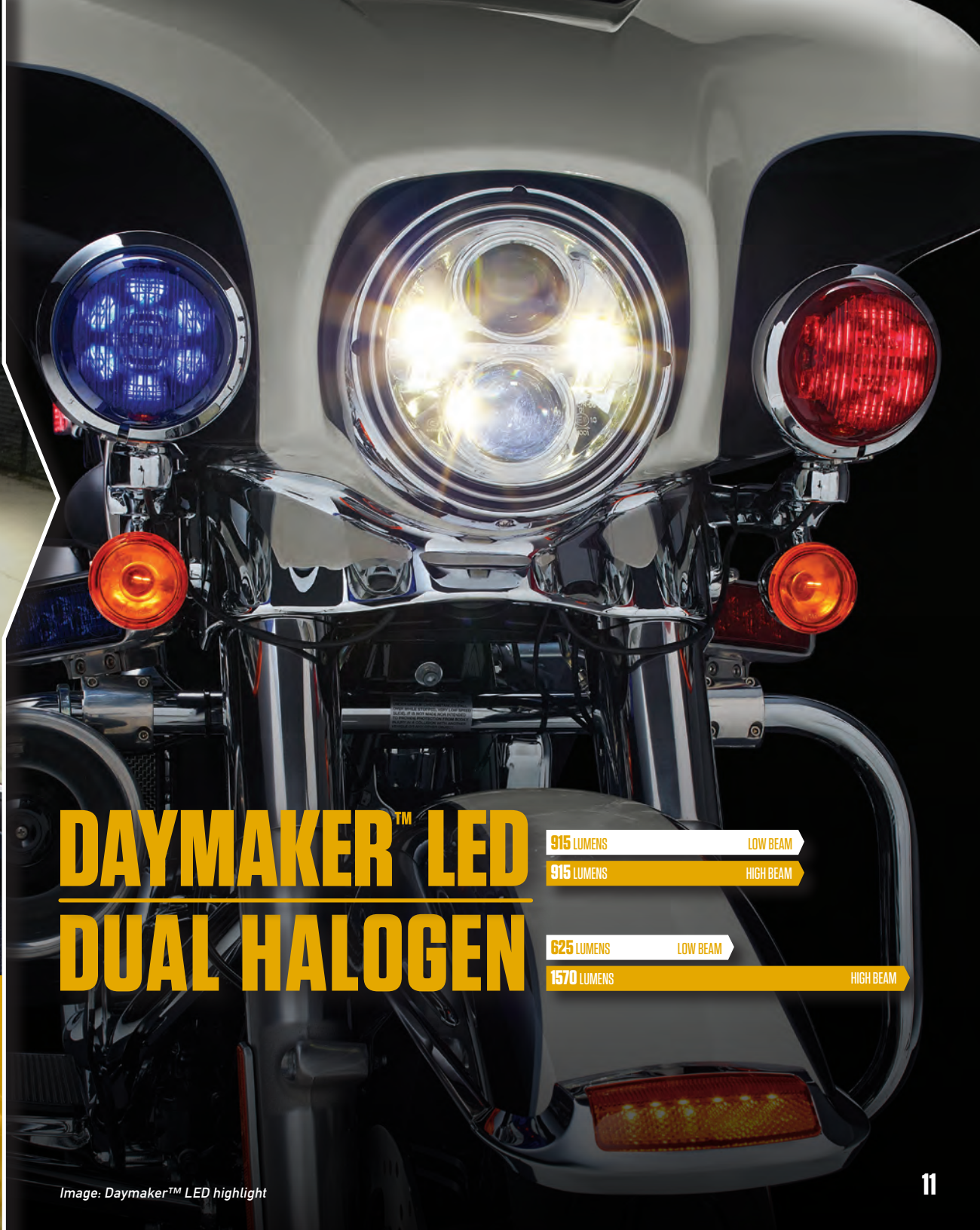
Visibility and vision are crucial to protecting citizens and yourself. We hear that a lot from officers the world over. So we've worked hard to bring you lighting that's stronger than ever. The Police Road King® model features Dual Halogen lights, giving motor officers brighter light and a massive 1570 lumen high beam. Meanwhile, the 2016 Police Electra Glide® model features our Daymaker™ LED headlights, with a 2X wider viewing area and greater overall brightness at 915 lumens. These LEDs also produce a light that's more like the daylight your eyes are used to, reducing strain and making it easier to see what's in front of you.







**SAFETY**



# DAYMAKER™ LED DUAL HALOGEN

**915 LUMENS** LOW BEAM

**915 LUMENS** HIGH BEAM

**625 LUMENS** LOW BEAM

**1570 LUMENS** HIGH BEAM

Image: Daymaker™ LED highlight



**2016 FLHTP**

# ELECTRA GLIDE®

**BULLET STYLE TURN SIGNALS**  
Front and Rear

**SADDLEBAGS**  
With One-Touch  
Design latch

**DUNLOP® "MULTI-TREAD"  
BEAD RETENTION TIRES**  
Designed to remain on  
wheel during sudden loss  
of air pressure

**SEAT SUSPENSION DESIGN**  
Adjustable one-piece,  
deluxe solo coil-over shock  
absorber design

**LONG-STEM "TRUE IMAGE" MIRRORS**  
Ensure accurate representation  
of images

**ERGONOMIC ONE-TOUCH  
HAND CONTROLS**

**NEW REDUCED-WIDTH PRIMARY  
HOUSING AND DERBY COVER**

**HYDRAULICALLY  
ACTUATED CLUTCH**

**PIVOTING FOOT BOARDS**

**HIGH-FLOW AIR BOX**

**REFLEX™ LINKED BRAKES WITH ABS**  
Disengages linking at low speed  
for maximum maneuverability



#### BREAKAWAY 15" WINDSHIELD

Polycarbonate windshield designed to break away with minimal force in an impact

#### BATWING FAIRING

Wind tunnel tested for reduced head buffeting

#### DAYMAKER™ LED HEADLIGHT

#### AIR-COOLED 1690 CC HIGH OUTPUT TWIN CAM 103™ ENGINE

#### 49MM TELESCOPIC FRONT FORKS

#### LOW PROFILE FRONT FENDER

#### FENDER TIP LIGHTS Front and Rear

#### IMPELLER CAST ALUMINUM WHEELS

#### OPEN FLOATING FRONT BRAKE ROTORS

## OPTIONAL EQUIPMENT

#### LED LIGHTING SYSTEMS

Bright lamps feature blue, red and clear lenses and selectable flashing pattern.

#### TOUR-PAK® CARRIER SYSTEM

Features easy plug-and-play installation. Refer to page 26 for more information.

#### EMERGENCY EQUIPMENT

All optional emergency equipment may be ordered through your authorized Harley-Davidson® dealer. For a complete listing visit [www.harley-davidson.com](http://www.harley-davidson.com).

H-D® emergency equipment installed at time of vehicle purchase is covered under 2-year limited warranty.

#### ◀ HOUSTON STYLE

Vivid Black with Birch White panels and single Silver pinstripe\*

\*Models shown with optional equipment. Special paint schemes may incur additional cost. All optional equipment may be ordered through your authorized Harley-Davidson® dealer. Other color combinations available as noted on the inside back cover. Availability of paint colors is subject to change at anytime.

For a complete list of optional equipment, visit [www.harley-davidson.com](http://www.harley-davidson.com)

Please see page 26 for full specs  
Please see pages 21-25 for parts & accessories



**BIRCH WHITE\***



**CHP STYLE®**

Black with Birch White panels, single black parting line on tank and fairing, solid Birch White fenders and solid Black bags



**LUXURY BLUE PEARL\***

Two-tone with Brilliant Silver panels



**MYSTIQUE GREEN\***

Two-tone with Brilliant Silver panels



**VIVID BLACK\***

\*MODELS SHOWN WITH OPTIONAL EMERGENCY EQUIPMENT



**2016 FLHP**

# ROAD KING<sup>®</sup>

## SADDLEBAGS

With One-Touch  
Design latch

## DUNLOP<sup>®</sup> "MULTI-TREAD" BEAD RETENTION TIRES

Designed to remain on  
wheel during sudden loss  
of air pressure

## SEAT SUSPENSION DESIGN

Adjustable one-piece,  
deluxe solo coil-over  
shock absorber design

## LONG-STEM "TRUE IMAGE" MIRRORS

Ensure accurate representation  
of images

## ERGONOMIC ONE-TOUCH HAND CONTROLS

## HEADS-UP DISPLAY

## NEW REDUCED-WIDTH PRIMARY HOUSING AND DERBY COVER

## PIVOTING FOOT BOARDS

## HIGH-FLOW AIR BOX

## REFLEX<sup>™</sup> LINKED BRAKES WITH ABS

Disengages linking at low speed  
for maximum maneuverability



### BREAKAWAY WINDSHIELD

Polycarbonate windshield designed to break away with minimal force in an impact

### DUAL HALOGEN HEADLIGHT

AIR-COOLED 1690 CC HIGH OUTPUT TWIN CAM 103™ ENGINE

49MM TELESCOPIC FRONT FORKS

LOW PROFILE FRONT FENDER

IMPELLER CAST ALUMINUM WHEELS

OPEN FLOATING FRONT BRAKE ROTORS

\*MODELS SHOWN WITH OPTIONAL EMERGENCY EQUIPMENT

## OPTIONAL EQUIPMENT

### LED LIGHTING SYSTEMS

Bright lamps feature blue, red and clear lenses and selectable flashing pattern.

### TOUR-PAK® CARRIER SYSTEM

Features easy plug-and-play installation. Refer to page 26 for more information.

### EMERGENCY EQUIPMENT

All optional emergency equipment may be ordered through your authorized Harley-Davidson® dealer. For a complete listing, visit [www.harley-davidson.com](http://www.harley-davidson.com).

H-D® emergency equipment installed at time of vehicle purchase is covered under 2-year limited warranty.

### ◀ LUXURY BLUE PEARL/BRILLIANT SILVER

Two-tone with Silver pinstripe.\*

\*Models shown with optional equipment. Special paint schemes may incur additional cost. All optional equipment may be ordered through your authorized Harley-Davidson® dealer. Other color combinations available as noted on the inside back cover. Availability of paint colors is subject to change at anytime.

For a complete list of optional equipment, visit [www.harley-davidson.com](http://www.harley-davidson.com)

Please see page 26 for full specs  
Please see pages 21-25 for parts & accessories



BIRCH WHITE\*



CHP STYLE®

Black with Birch White panels, single black parting line on tank, solid Birch White fenders and solid Black bags



HOUSTON STYLE\*

Vivid Black with Birch White panels and single Silver pinstripe



MYSTIQUE GREEN\*

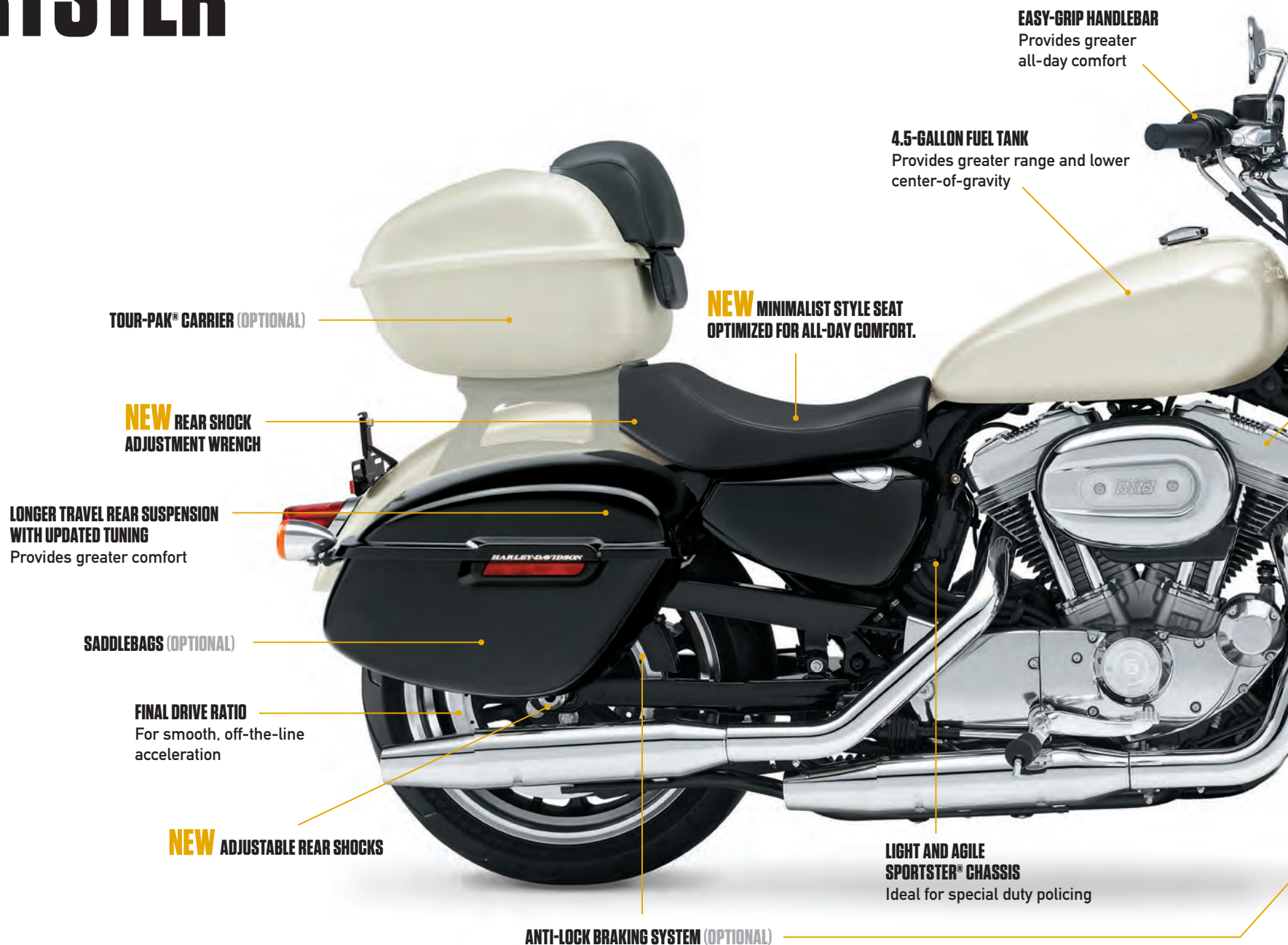
Two-tone with Brilliant Silver panels



VIVID BLACK\*



# 2016 XL 883L SPORTSTER®



**EASY-GRIP HANDLEBAR**  
Provides greater all-day comfort

**4.5-GALLON FUEL TANK**  
Provides greater range and lower center-of-gravity

**NEW** MINIMALIST STYLE SEAT  
OPTIMIZED FOR ALL-DAY COMFORT.

**TOUR-PAK® CARRIER (OPTIONAL)**

**NEW** REAR SHOCK  
ADJUSTMENT WRENCH

**LONGER TRAVEL REAR SUSPENSION  
WITH UPDATED TUNING**  
Provides greater comfort

**SADDLEBAGS (OPTIONAL)**

**FINAL DRIVE RATIO**  
For smooth, off-the-line acceleration

**NEW** ADJUSTABLE REAR SHOCKS

**LIGHT AND AGILE  
SPORTSTER® CHASSIS**  
Ideal for special duty policing

**ANTI-LOCK BRAKING SYSTEM (OPTIONAL)**





**883 CC EVOLUTION® ENGINE**  
Provides 55 ft. lbs. of torque at 3750 RPM

**REVISED FRONT-END GEOMETRY AND WIDER LOCK-TO-LOCK STEERING ANGLE**  
For more confident handling

**NEW** NEW FRONT SUSPENSION

**18-INCH FRONT AND 17-INCH REAR WHEELS**  
More confident slow speed maneuverability

\*MODEL SHOWN WITH OPTIONAL EMERGENCY EQUIPMENT

## OPTIONAL EQUIPMENT

### ANTI-LOCK BRAKING SYSTEM

ABS improves overall braking performance, and keeps you from locking up under heavy braking.

### TOUR-PAK® CARRIER

### SADDLEBAGS

### EMERGENCY LAMP KIT

Kit includes 1 red and 1 blue incandescent emergency lamp, housings, mounting brackets, switches and wiring harness.

### ENGINE GUARD BARS

Protect your bike without sacrificing ground clearance or style.

### DETACHABLE WINDSHIELD

Polycarbonate windshield designed to break away with minimal force in an impact.

◀ XL 833L model shown in Birch White.\* Also available in Vivid Black.

\*Model shown with optional equipment. All optional equipment may be ordered through your authorized Harley-Davidson® dealer.

For a complete list of optional equipment, visit [www.harley-davidson.com](http://www.harley-davidson.com)



2016

# SPECIAL EDITIONS

PEACE OFFICER AND FIREFIGHTER SPECIAL EDITION PREMIUM TANK MEDALLIONS



As a tribute to all law enforcement officers and firefighters who selflessly give of themselves day in and day out, Harley-Davidson is proud to offer Peace Officer and Firefighter Special Edition motorcycles for off-duty use. Made available only to active or retired law enforcement and fire officials, these specialty models feature distinctive designs and detailing that allows riders to display their civic pride, even when not in uniform.

▲ **FLHTK ELECTRA GLIDE® ULTRA LIMITED**

Shown in Vivid Black with Blue pinstripe.\*

\*Please see [www.harley-davidson.com](http://www.harley-davidson.com) for color availability, complete specifications and further details on these models.

FLHTK Ultra Limited Special Edition available in Vivid Black, Peace Officer Dark Blue and Firefighter Red.



# 2016 FLHP & FLHTP FIRE RESCUE



- ▲ **FLHP® ROAD KING®**  
Shown in Firefighter Red\*
- ◀ **FLHTP® ELECTRA GLIDE®**  
Shown in Firefighter Red\*

## ON-DEMAND PERFORMANCE WHEN MINUTES MATTER.

For fire and rescue responders, the difference a few minutes can make in response time can have a profound impact on the lives of people. When faced with any emergency or rescue situation, you need a motorcycle you can depend upon to get you to where you need to be regardless of the location or the challenge you face. Harley-Davidson® Fire Rescue motorcycles deliver the performance and reliability you need to control any rescue situation quickly, with authority and confidence.

\*MODEL SHOWN WITH OPTIONAL EMERGENCY EQUIPMENT



# **2016** **TRAINING**

## **HARLEY-DAVIDSON'S COMMITMENT TO YOUR DEPARTMENT CONTINUES LONG AFTER YOUR FLEET HAS BEEN DELIVERED.**

We enhance our motorcycle support program with professional partnerships to provide outstanding operator, instructor and technician training.

### **NORTHWESTERN UNIVERSITY CENTER FOR PUBLIC SAFETY**

For more than 20 years, the Harley-Davidson Motor Company has partnered with Northwestern University Center for Public Safety to make motor officers safer through training. We've built a nationwide program, transporting 21 training motorcycles in a custom trailer to as many as 13 locations each year. We provide the best operator training and instructors in the country, as well as an on-site technician, and a complete inventory of parts, ensuring uninterrupted training. And it's all included in student tuition.

### **TRAINING BROUGHT TO YOU**

Motorcycle operator and instructor courses can be presented at your location, with your agency acting as host. Motorcycles are provided by Harley-Davidson with instruction provided by Northwestern University Center for Public Safety.

### **MOTORCYCLE MECHANIC'S INSTITUTE**

We offer specialized training for technicians and officers who serve law enforcement agencies that use Harley-Davidson® Police motorcycles. Working with our own Harley-Davidson University, we provide a curriculum similar to that offered for dealership technicians. Training is conducted at the Motorcycle Mechanics Institute facilities in Orlando, Florida and Harley-Davidson University in Milwaukee, Wisconsin. Five 4-day classes are held at each of the facilities.

Visit <http://www.scs.northwestern.edu/program-areas/public-safety/divisions/police-training.asp> for current class availability, tuition cost and to register online.



**2016 MODELS**

# PARTS & ACCESSORIES

## HARLEY-DAVIDSON® POLICE TOUR-PAK® CARRIER SYSTEM

54177-10 White, Not Drilled

54178-10 Black, Not Drilled

54179-10 White, Pre-Drilled

54180-10 Black, Pre-Drilled

## MIRRORS WITH FLASHING LED POLICE EMERGENCY LAMPS

56000001 Red/Blue

56000019 Red/Red

56000020 Blue/Blue

## EMERGENCY RESPONSE KIT

Includes Siren Amplifier, Siren Speaker, PA Microphone and all brackets necessary for installation.

69000057

## EMERGENCY STROBE HEADLIGHT

67700222

## PAR-36 FRONT LED EMERGENCY LAMP

69250-04A Red/Blue LED Lamp Kit

69262-04A Red/Red LED Lamp Kit

69263-04A Blue/Blue LED Lamp Kit

## POLICE TOUR-PAK® CARRIER LED LIGHT WITH CLEAR LENS

69816-10 Red light w/ clear lens

69940-10 Blue light w/ clear lens

69941-10 Red/Blue light w/ clear lens

## POLICE SEAT SUSPENSION KIT

Retrofits '09-'12 models with the new one-piece solo coil-over shock absorber to replace the air bladder.

91800040

## ENGINE GUARD LED LIGHT KIT

69251-04 Red/Blue Engine Guard LED Light Kit

69264-04 Red/Red Engine Guard LED Light Kit

69265-04 Blue/Blue Engine Guard LED Light Kit



\*MODELS SHOWN WITH OPTIONAL EMERGENCY EQUIPMENT



**2016 MODELS**

# PARTS & ACCESSORIES

## EMERGENCY EQUIPMENT



### HARLEY-DAVIDSON® POLICE TOUR-PAK® CARRIER SYSTEM

Designed for ease of installation and service, the Harley-Davidson® Police Tour-Pak® carrier system is a "plug-and-play" option for Touring Police models. The Tour-Pak® carrier system plugs into the vehicle wiring harness, eliminating the cutting and splicing required with other light boxes. The Tour-Pak® carrier system features an LED brake light with integrated amber turn signals, a single center-mount key lock, dual positive-catch latches, hinged metal stays that keep the lid open and dual adjustable equipment shelves for mounting and storage of custom installed equipment.

The Tour-Pak® carrier system is available pre-drilled for the side and rear LED lights (sold separately), or as a "Box only" kit. Pre-drilled versions feature a self-contained auxiliary battery (Auxiliary Battery P/N 65989-97C sold separately) which provides additional reserve capacity and is isolated from the vehicle battery when the ignition is switched off. Pre-drilled versions also include an onboard battery charger with external 110-volt power hook-up, 12-volt accessory outlet, fused terminal block, grounding block, also contains the: Run/Brake/Turn Signal Strip Light and wiring harness with watertight connectors.

Fits all FLHP and FLHTP models:

**54177-10** White, Not Drilled

**54178-10** Black, Not Drilled

**54179-10** White, Pre-Drilled

**54180-10** Black, Pre-Drilled

**53196-09** Tour-Pak® carrier mounting Adaptor Plate. Required for '09-later models

**68000137** Tour-Pak® carrier Wiring Harness Adaptor Kit. Required for '14-later models



### POLICE TOUR-PAK® CARRIER LED LIGHTS

Equip your Police Tour-Pak® carrier system for maximum visibility. These fast-reacting bright LED lamps feature clear lenses and selectable flashing pattern. Sold individually, these lamps are available in your choice of Red, Blue, and split Red/Blue LEDs.

Fits Police Tour-Pak® carrier P/N 54180-10 and 54179-10. Also fits Police Tour-Pak® carrier P/N 53631-04 and 53632-04 when all LED lights are replaced, and Wiring Harness P/N 70697-10 (1). Trim Ring P/N 72641-10 (3) and Washer P/N 6789 (6) are installed.

**69816-10** Red LED

**69940-10** Blue LED

**69941-10** Red/Blue LED



### POLICE TOUR-PAK® CARRIER LED BRAKE LIGHT WITH INTEGRATED AMBER TURN SIGNALS

Bright, fast-acting LED lamps grab the attention of following drivers. Clear lens lamp features LED lights with run, stop and amber turn signal function.

Stock replacement for Police Tour-Pak® carrier P/N 54177-10, 54178-10, 54180-10 and 54179-10 also fits 53631-04, 53632-04, 53634-04 and 53637-04 with separate purchase of Wire Harness Kit P/N 72640-10 if replacing brake light or P/N 70697-10 if replacing brake light and all LED lights.

**69705-10**



### POLICE TOUR-PAK® CARRIER LED LIGHT TRIM RING

Add a touch of chrome to an LED light-equipped Police Tour-Pak® carrier. Chrome-plated trim rings are formed to wrap the lens and conceal the lamp base. Trim rings also permit installation of LED Light P/N 69816-10, 69940-10 and 69941-10 on older-style Police Tour-Pak® carrier P/N 53631-04 and 53632-04.

**72641-10** Fits Police Tour-Pak® carrier LED Light P/N 69816-10, 69940-10 and 69941-10



### EMERGENCY RESPONSE COMPONENTS

The emergency response kits include the basic accessories necessary to prepare a Police motorcycle for field duty. Kit includes siren speaker, siren amplifier, P.A. microphone, speaker bracket and amplifier bracket. 100-watt amplifier features one-button activation, two siren tones with optional air horn (air horn activation may require additional labor charges by dealership) and PA function. Siren speaker features heavy gauge polished aluminum horn. And the noise canceling PA Microphone permits the use of the siren speaker as a PA system.

### COMPLETE EMERGENCY RESPONSE KIT

**91453-00A** Fits '13-earlier FL models

**69000057** Fits '14-later models

### SIREN SPEAKER ONLY

**91157-88A** Speaker Assembly

**91154-87** Siren Speaker Bracket Kit

### SIREN AMPLIFIER ONLY

**91156-93** Siren Amp

**91260-93A** Bracket Kit, fits '13-earlier models

**69200597** Bracket Kit, fits '14-later models

### PA MICROPHONE

**91448-00** PA Microphone Kit





### PAR-36 FRONT LED EMERGENCY LAMP KIT

Kits include extended lens LED lamps, 4-point LED flasher module and wiring harness. Flasher module is designed to power front LED Emergency lamps and LED Engine Guard Light Kit (sold separately).

Fits all FLHP and FLHTP models:

**69250-04A** Red/Blue LED Lamp Kit

**69262-04A** Red/Red LED Lamp Kit

**69263-04A** Blue/Blue LED Lamp Kit

### POLE STROBE LED LAMP

Telescoping pole-mounted 360-degree strobe beacon. The self-contained LED strobe lamps are available with blue or red 4-1/2" H x 5-1/2" diameter lens. Does not fit with Police Tour-Pak® carrier systems ('13-earlier models). Separate purchase of model-specific Pole Lamp Mounting Bracket is required.



#### BLUE STROBE

**67623-88A** Fits '13-earlier FL models

**68000135** Fits '14-later FL models

### RED STROBE

**67624-88A** Fits '13-earlier FL models

**68000136** Fits '14-later FL models

### POLE LIGHT BRACKET

**91379-09** Fits '09-'13 models

**57300036** Fits '14-later FL models (can be used with or without Police Tour-Pak® carrier)



### EMERGENCY HEADLAMP WITH BUILT-IN STROBE

Make your motorcycle visible to oncoming traffic. Kit includes headlamp and strobe bulbs, headlamp housing, 2-point strobe power supply, and required installation hardware. Restricted part – requires written authorization from requesting agency.

**90050-02A** Fits '99-'13 FLHP and FLHTP models

**67700222** Fits '14-later FL models

### STEALTH SWITCH

Disables all lights except front fender tip light and brake light. LED light on switch notifies Officer when switch is activated.

Stealth Switch will not work with the Harley-Davidson® Integrated Radar Kit (restricted part – requires written authorization from requesting agency).

Fits '07-'13 models:

**91474-07A** Left-Side Handlebar Mounting

**91459-07A** Right-Side Handlebar Mounting

### HEADLIGHT ON/OFF SWITCH (Not pictured)

Fits '06-earlier FLHP and FLHTP models (restricted part – requires written authorization from requesting agency).

**91270-92**



### MIRRORS WITH FLASHING LED POLICE EMERGENCY LAMPS

Smoked lenses hide bands of red or blue LED lamps that work as fast-acting auxiliary flashing emergency lights when emergency lamps are activated. The forward-facing eye-level lamps command additional attention from oncoming traffic. The wiring is concealed in the housing and stem, and is easily connected to the Original Equipment Incandescent Front Emergency Lights with no additional parts, or can be plug-and-play integrated with the PAR-36 Front LED Emergency Lamps or the Engine Guard LED Lamps using Wiring Interface Module P/N 69200206.

Fits '97-later Police vehicles with Original Equipment Emergency Lamps or XL Police models with Emergency Lamp Kit P/N 68746-03B. Installation on models equipped with Harley-Davidson® PAR-36 Front LED Emergency Lamp Kit or Engine Guard LED Light Kit require separate purchase of Wiring Interface Module P/N 69200206.

**56000001** Red/Blue

**56000019** Red/Red

**56000020** Blue/Blue



### ENGINE GUARD LED LIGHT KIT

The lamps clamp to 1-1/4" diameter tubular engine guards, and are adjustable for left-right and up-down positioning. Kits include 2 LED lamps, your choice of color (listed below) and installation hardware. These are powered by any PAR-36 Emergency Lamp Kit sold above. An LED Flasher Module (P/N 69200860) and Wiring Harness (P/N 70673-04) are required if installing without a PAR-36 Emergency Lamp Kit. Lenses feature Bar & Shield logo lens covers.

Fits all FLHP and FLHTP models:

**69251-04** Red/Blue Engine Guard LED Light Kit

**69264-04** Red/Red Engine Guard LED Light Kit

**69265-04** Blue/Blue Engine Guard LED Light Kit

**70671-04** 4-Point LED Flasher Module

**70673-04** Wiring Harness

### POLICE SEAT SUSPENSION KIT

Retrofits '09-'12 FL models with one-piece solo coil-over shock absorber seat suspension (replacing the air bladder).

**91800040**



**2016 MODELS**

# PARTS & ACCESSORIES

## ACCESSORIES



### VENTILATOR WINDSHIELD

If you ride in a warm climate, or spend time at low speeds stuck in traffic, you need to keep some air circulating around your body to stay comfortable. Ventilator Windshields feature clear injection-molded vents that allow you to adjust the air flow to match the riding conditions. Opening the vents redirects the air across your chest for a cooling effect, and closing the vents provides maximum wind and weather protection.

**57400024** 21" Clear



### DETACHABLE COMPACT WINDSHIELD

Whether it's for keeping bugs off your face or warmth in your body, a windshield has a huge impact on a rider. By diverting air pressure past your chest and over your helmet, a windshield can add hours of riding comfort (requires separate purchase of Docking Hardware Kit P/N 58164-96A and Turn Signal Relocation Kit P/N 68603-01).

**57400053** Fits '11-later XL883L Police models equipped with Emergency Lamps



### REPLACEMENT WINDSCREENS

Match your windshield height to your riding preference. Replacement clear polycarbonate screens are available in profile shapes that maximize your view and weather protection.

Fits '94-later Road King® models:

**57768-00** 16" Profile

**58433-96** 22" Profile

Fits '96-'13 Electra Glide® models:

**57185-05** 7" (smoked)

**58301-96** 10" Profile

**58187-96** 12" Profile

**58314-97** 15" Profile

Fits '14-later Electra Glide® models:

**57400229** 7" (smoked)

**57400225** 10" Profile

**57400228** 12" Profile

**57400224** 15" Profile



### SADDLEBAG GUARD RAILS

Protect the sides and rear of the saddlebags from bumps and bruises. The thick-walled chrome-plated tubing and cast mounts clamp securely to the Original Equipment saddlebag guards for a seamless look.

**90200561** Fits '14-later FLHP and FLHTP models



### PROTECTIVE SOFT LOWERS

Install on Engine Guard for protection against the elements. Easy installation and removal. Should not be used when air temperature is above 50 degrees.

**57100210** Fits '80-later FLHP and FLHTP models equipped with Engine Guards (does not fit with Siren Speaker or Engine Guard Light Kits)



### MULTI-POCKET WINDSHIELD POUCH

Add convenient storage space with easily accessible pouches mounted inside the windshield. Hook-and-loop closures provide grab-and-go access to pens, glasses and other small items you need every day.

**58904-03** Fits all Road King® models

**58900-11** Fits '96-'13 Electra Glide® models

**93300054** Fits '14-later Electra Glide® models



### SADDLEBAG GUARD BAG AND WATER BOTTLE HOLDER

Storage section features a convenient hook-and-loop outer closure and a zippered inner closure to provide easy access to the small items you need for a day on patrol. Sling pouch holds a tight-fitting removable water bottle. Will not fit with saddlebag guard rail-mounted equipment. Left sides will not fit with siren amplifier installed.

Fits '13-earlier FLHP and FLHTP models:

**91991-98** Left Side

**91992-98** Right Side

Fits '14-later FLHP and FLHTP models:

**93300061** Left Side

**93300060** Right Side



### AUXILIARY POWER PORT

Saddlebag-mounted 12-volt power port accepts most 12-volt automotive power adaptor plugs. Kit includes power port, mounting bracket, wiring harness and all mounting hardware (requires separate purchase of Harness P/N 94624-97B)

Fits all models:

**69200091** Saddlebag Mount – fits all models (requires separate purchase of Harness P/N 94624-97B)



## SPORTSTER



### FRONT EMERGENCY LAMP KIT

Kit includes 1 red and 1 blue incandescent emergency lamp, housings, mounting brackets, switches and wiring harness.

**68746-03B** Fits '88-later XL Police models

**41000203** Fits '14-later XL Police models



### JIFFY STAND EXTENSION KIT

The extension is shaped to simplify locating the tab with your boot and aid in swinging the jiffy stand into position. The move feels natural, and adds confidence when parking your motorcycle in a tight spot. Kit mounts to Original Equipment jiffy stand.

**50000023** Fits '91-later FLHP and FLHTP models



### 1.25 AMP BATTERY CHARGING STATION

Harley-Davidson® Battery Charger Stations are designed to fully charge lead-acid motorcycle batteries and maintain them at proper voltage. The 4-Step Supersmart Charging Process (Initialization, Bulk, Absorption, Float) helps to prevent sulfation and reduces the effects of overcharging. Status indicator lights allow you to monitor the charging state of each connected battery. The Charging Station accepts worldwide voltage 100 to 240 VAC @ 50 to 60 Hz. Maximum charge rate of 1.25 Amperes. The charger is spark-proof and reverse polarity protected, and features short-circuit protection to prevent damage from incorrect terminal connections. Kit includes quick-disconnect 7.5 Amp fused Battery Charging Harness with ring terminals and 7.5 Amp fused alligator clip charging harness for each battery output. 2-year manufacturer's warranty.

For 12-volt batteries:

**66000033** Single Station

**99829-09** 2-Bank Station

**99847-09** 4-Bank Station



### SCREAMIN' EAGLE® STREET PERFORMANCE

#### BIG BORE STAGE 4 KIT – 103 CUBIC INCHES

This Street Performance kit provides the maximum horsepower output for a legal 103 Kit that will maintain the factory warranty. This kit includes Screamin' Eagle® CNC Ported Factory Cylinder heads, 58mm ETC throttle body, SE-259E cams, 10.5 to 1 compression pistons, Perfect-Fit pushrods, Screamin' Eagle® clutch spring, and all required engine gaskets. This Street Performance Kit produces 103 hp and 110 lbs-ft of torque. All EFI-equipped models require ECM calibration\* (priced separately).

\*Recalibration is required for proper installation, and will allow engine to rev to 6200 RPM. See Dealer for details. Labor cost is not included.

**92500011** Black Highlighted

Fits 50-state '10-later Touring models (except Trike and '14 models with Twin-Cooled™ engines) equipped with a Twin Cam 103™ engine. Fits 49-state '10-'11 Touring models equipped with a Twin Cam 96™ engine with separate purchase of Screamin' Eagle® 3-7/8" Big Bore Cylinder Kit.

'10 FLHX and FLTRX requires dual exhaust.

**NOTICE:** Installation of automatic or manual compression releases on large displacement engines is highly recommended.

When installed by an authorized Harley-Davidson® Dealer at the time of vehicle delivery, these kits do not impact the vehicle's limited warranty.

## LongBlock PROGRAM



Keep your fleet on the road longer. When it comes time to repower one of your Twin Cam-equipped motorcycles, the first stop should be your local Harley™ dealer. They can install a LongBlock replacement engine that is subjected to the same rigorous testing as all Harley® engines. Plus, the replacement engine features a one-year factory warranty and your original VIN stamped on the case.

### WHY SHOULD YOU CONSIDER A LongBLOCK?

Unlike an engine rebuild from a local repair shop, the Harley-Davidson® LongBlock is manufactured from 100% new Original Equipment components, and is built to the latest factory specifications. Engine includes upgraded bearings to handle higher stress loads and performance upgrades. In addition, '99-'06 LongBlocks are upgraded with late-model hydraulic cam tensioners, high-volume oil pump and billet cam plate.

### WHAT DOES THE H-D® LongBLOCK INCLUDE?

The crankcase is pre-assembled with flywheels, connecting rods, bearings, seals, cylinders, pistons, rings, heads, valves, valve springs, tappets and pushrod covers. Also included for Dealer installation are top end rocker arm supports, rocker arms and shafts, pushrods, and breathers. The LongBlock also includes cam support plate, cam bearings, cam and timing chain drive, hydraulic tensioners and all required gaskets and new hardware. LongBlock is sold without cam shafts or decorative engine covers.

### FAST AND EASY:

Just take the bike to your authorized dealership. They will remove the engine, ship the left crankcase half to Harley-Davidson, and in a few short weeks, your dealer will have a new long-block back in hand, ready to reinstall. The engine retains its original Vehicle Identification Number (VIN) for easy title exchange and registration.



# 2016 PRODUCT SPECIFICATIONS

DIMENSIONS	POLICE FLHP ROAD KING <sup>*1</sup>	POLICE FLHTP ELECTRA GLIDE <sup>*1</sup>	XL 883L POLICE SPORTSTER <sup>*1</sup>
LENGTH (IN.)	96.5 (2450mm)	96.5 (2450mm)	87.6 (2225mm)
OVERALL WIDTH (IN.)	37.8 (960mm)	37.8 (960mm)	33.3 (845mm)
OVERALL HEIGHT (IN.)	56.3 (1430mm)	56.3 (1430mm)	43.9 (1115mm)
SEAT HEIGHT, LOADED (IN.)	27.3 (695mm)	27.3 (695mm)	25.5 (648mm)
SEAT HEIGHT, UNLOADED (IN.)	31.1 (790mm)	31.1 (790mm)	27.4 (695mm)
GROUND CLEARANCE (IN.)	5.3 (135mm)	5.3 (135mm)	3.9 (100mm)
RAKE (STEERING HEAD) (DEG.)	26	26	31.1
FORK ANGLE (DEG.)	29.25	29.25	29.7
TRAIL (IN.)	6.7 (170mm)	6.7 (170mm)	5.7 (145mm)
WHEELBASE (IN.)	64 (1625mm)	64 (1625mm)	59 (1500mm)
TIRES			
TYPE	Dunlop® Harley-Davidson Series, bias Blackwall front and rear	Dunlop® Harley-Davidson Series, bias Blackwall front and rear	Michelin® Scorcher™ "11" front and rear
FRONT MODEL	D408F	D408F	Scorcher™ "11F"
FRONT SPECIFICATION	BW 130/80B17 65H	BW 130/80B17 65H	120/70 ZR-18 59W
REAR MODEL	D407T	D407T	Scorcher™ "11"
REAR SPECIFICATION	BW 180/65B16 81H	BW 180/65B16 81H	150/60 ZR-17 66W
EXTENDED DESCRIPTION	Bead-retention tires designed to remain on wheel during sudden loss of pressure. Sealed, automotive-style wheel bearings requiring no end play adjustments and service interval of 100,000 miles (160,000 km)	Bead-retention tires designed to remain on wheel during sudden loss of pressure. Sealed, automotive-style wheel bearings requiring no end play adjustments and service interval of 100,000 miles (160,000 km)	N/A
FUEL CAPACITY (GAL.)	6 (22.7L)	6 (22.7L)	4.5 (17L)
RESERVE FUEL CAPACITY, FUEL INJECTION (WARNING LIGHT) (GAL.)	1 (3.8L)	1 (3.8L)	0.9 (3.8L)
OIL CAPACITY (W/FILTER) (QTS.)	4 (3.8L)	4 (3.8L)	2.7 (2.6L)
TRANSMISSION CAPACITY (QTS.)	1 (1L)	1 (1L)	1 (.95L)
PRIMARY CHAIN CASE CAPACITY (QTS.)	1.4 (1.3L)	1.4 (1.3L)	N/A
COOLANT CAPACITY (QTS.)	N/A	N/A	N/A
WEIGHT, AS SHIPPED (LBS.)	786 (357kg)	791 (359kg)	540 (245kg)
WEIGHT, IN RUNNING ORDER (LBS.)	821 (372kg)	826 (375kg)	565 (256kg)
GROSS VEHICLE WEIGHT RATING (LBS.)	1,360 (617kg)	1,360 (617kg)	1,000 (454kg)
GROSS AXLE WEIGHT RATING, FRONT (LBS.)	500 (227kg)	500 (227kg)	339 (154kg)
GROSS AXLE WEIGHT RATING, REAR (LBS.)	927 (420kg)	927 (420kg)	661 (300kg)
LUGGAGE CAPACITY - VOLUME (CU FT)	2.3 (0.064m³)	2.3 (0.064m³)	N/A
ENGINE	Air-cooled, High Output Twin Cam 103™ with Integrated Oil Cooler	Air-cooled, High Output Twin Cam 103™ with Integrated Oil Cooler	Air-cooled, Evolution®
VALVES	Pushrod-operated, overhead valves with hydraulic, self-adjusting lifters; two valves per cylinder	Pushrod-operated, overhead valves with hydraulic, self-adjusting lifters; two valves per cylinder	Pushrod-operated, overhead valves with hydraulic, self-adjusting lifters; two-valves per cylinder
BORE (IN.)	3.87 (98.4mm)	3.87 (98.4mm)	3 (76.2mm)
STROKE (IN.)	4.374 (111.1mm)	4.374 (111.1mm)	3.812 (96.8mm)
DISPLACEMENT (CU. IN.)	103.1 (1,690cc)	103.1 (1,690cc)	53.9 (883cc)
COMPRESSION RATIO	9.7:1	9.7:1	9.0:1
FUEL SYSTEM <sup>†</sup>	Electronic Sequential Port Fuel Injection (ESPFI)	Electronic Sequential Port Fuel Injection (ESPFI)	Electronic Sequential Port Fuel Injection (ESPFI)
AIR CLEANER	Fiberglass, washable	Fiberglass, washable	Paper Cartridge Type
LUBRICATION SYSTEM	Pressurized, dry-sump with oil cooler	Pressurized, dry-sump with oil cooler	Dry-sump



DRIVETRAIN	POLICE FLHP ROAD KING <sup>*1</sup>	POLICE FLHTP ELECTRA GLIDE <sup>*1</sup>	XL 883L POLICE SPORTSTER <sup>*1</sup>
PRIMARY DRIVE	Chain, 34/46 ratio	Chain, 34/46 ratio	Chain, 57/34 ratio
FINAL DRIVE	Belt, 32/68 ratio	Belt, 32/68 ratio	Belt, 29/68 ratio
CLUTCH	Cable-actuated, 9-plate, wet, with police duty spring	Hydraulically-actuated, 9-plate, wet, with police duty spring	Multi-plate, wet
TRANSMISSION	6-Speed Cruise Drive®	6-Speed Cruise Drive®	5-Speed
U.S. GEAR RATIOS (OVERALL)			
1ST	9.593	9.593	10.41
2ND	6.65	6.65	7.436
3RD	4.938	4.938	5.531
4TH	4	4	4.584
5TH	3.407	3.407	3.931
6TH	2.875	2.875	N/A
CHASSIS			
FRAME	Mild steel; tubular frame; two-piece stamped and welded backbone; cast and forged junctions; twin downtubes; bolt-on rear frame with forged fender supports; MIG welded	Mild steel; tubular frame; two-piece stamped and welded backbone; cast and forged junctions; twin downtubes; bolt-on rear frame with forged fender supports; MIG welded	Mild steel, tubular frame, circular sections, cast junctions
SWINGARM	Mild steel, two-piece drawn and welded section, forged junctions, MIG welded	Mild steel, two-piece drawn and welded section, forged junctions, MIG welded	Mild steel, rectangular tube sections, stamped junctions, MIG welded
FRONT FORK	49mm telescopic	49mm telescopic	39mm Showa®
REAR SHOCKS	Air-adjustable full travel air ride rear suspension	Air-adjustable full travel air ride rear suspension	Dual Coil-Over; Threaded Preload Adjustment, Emulsion
WHEELS			
OPTIONAL STYLE TYPE <sup>4</sup>	N/A	N/A	N/A
FRONT TYPE <sup>4</sup>	Impeller Cast Aluminum Wheels	Impeller Cast Aluminum Wheels	Black, Split 5-Spoke with Machined Rim
FRONT WIDTH (IN.)	3 (76mm)	3 (76mm)	3.5 (89mm)
FRONT HEIGHT (IN.)	17 (432mm)	17 (432mm)	18 (457mm)
REAR TYPE <sup>4</sup>	Impeller Cast Aluminum Wheels	Impeller Cast Aluminum Wheels	Black, Split 5-Spoke with Machined Rim
REAR WIDTH (IN.)	5 (127mm)	5 (127mm)	4.5 (114mm)
REAR HEIGHT (IN.)	16 (406mm)	16 (406mm)	17 (432mm)
BRAKES			
CALIPER TYPE	32mm 4-piston fixed front and rear	32mm 4-piston fixed front and rear	Dual-piston front; single-piston rear
ROTOR TYPE	Dual floating rotors (front), fixed rotor (rear)	Dual floating rotors (front), fixed rotor (rear)	Patented, uniform expansion rotors
FRONT DIAMETER (IN.)	11.81 (300mm)	11.81 (300mm)	11.5 (292mm)
FRONT WIDTH (IN.)	0.2 (5.1mm)	0.2 (5.1mm)	0.2 (5.1mm)
DUAL FRONT	Yes	Yes	No
REAR DIAMETER (IN.)	11.81 (300mm)	11.81 (300mm)	10.2 (260mm)
REAR WIDTH (IN.)	0.28 (7.1mm)	0.28 (7.1mm)	0.28 (7.1mm)
ANTI-LOCK BRAKING SYSTEM (ABS)	Standard	Standard	Optional
SUSPENSION TRAVEL: FRONT (IN.)	4.6 (117mm)	4.6 (117mm)	4.3 (108mm)
REAR (IN.)	3 (76mm)	3 (76mm)	2.1 (54mm)
PERFORMANCE			
ENGINE TORQUE TESTING METHOD	J1349	J1349	J1349
ENGINE TORQUE <sup>5</sup> (FT. LBS.)	104.7 (142Nm)	104.7 (142Nm)	53.8 (73Nm)
ENGINE TORQUE (RPM)	3250	3250	3750
LEAN ANGLE TESTING METHOD	J1168	J1168	J1168
LEAN ANGLE, RIGHT (DEG.)	32.8	32.3	24.7
LEAN ANGLE, LEFT (DEG.)	32.3	31.6	24.4
FUEL ECONOMY: COMBINED CITY/HWY <sup>6</sup>	42mpg (5.6L-100km)	42mpg (5.6L-100km)	51mpg (4.6L-100km)



ELECTRIC	POLICE FLHP ROAD KING <sup>*1</sup>	POLICE FLHTP ELECTRA GLIDE <sup>*1</sup>	XL 883L POLICE SPORTSTER <sup>*1</sup>
BATTERY	Sealed, maintenance-free, 12V, 28Ahr, 405 CCA (per Battery Council International Rating)	Sealed, maintenance-free, 12V, 28Ahr 405 CCA (per Battery Council International Rating)	Sealed lead acid, maintenance-free, 12V, 12Ahr, 200 CCA
CHARGING	Three-phase, 50A system (585W @13V, 2000 RPM, 650W max power @13V)	Three-phase, 50A system (585W @13V, 2000 RPM, 650W max power @13V)	30A, permanent magnet, single-phase alternator with solid-state regulator (405W @3000 RPM, 405W peak)
STARTING	1.2 kW electric with solenoid shift starter motor engagement	1.2 kW electric with solenoid shift starter motor engagement	1.2 kW electric with solenoid shift starter motor engagement
LIGHTS (AS PER COUNTRY REGULATION)			
HEADLAMP	Dual halogen headlight 55W 625 lumen low beam, 65W 1570 lumen high beam	LED 34W, 915 lumen low beam, 37W, 915 lumen high beam	Quartz halogen, 55W low beam, 60W high beam
TAIL/STOP	8W/28W	8W/28W	8W/28W
FENDER TIP LIGHTING	LED Rear	LED Front, LED Rear	N/A
TURN SIGNAL	28W self-canceling	28W self-canceling	28W self-canceling
EMERGENCY LAMPS	Front-mounted PAR-36 lamps, one red, one blue, incandescent	Front-mounted PAR-36 lamps, one red, one blue, incandescent	Optional emergency lighting kit available
FLASHERS	Independently controlled by their own switch on the right control	Independently controlled by their own switch on the right control	N/A
INDICATOR LAMPS <sup>2</sup>	High beam, turn signals, neutral, low oil pressure, engine diagnostics, low fuel, neutral, battery, directional lights, digital speed display, speed capture, police emergency light activation, gear indication, ABS, miles to empty display	High beam, turn signals, neutral, low oil pressure, engine diagnostics, low fuel, neutral, battery, directional lights, digital speed display, speed capture, police emergency light activation, gear indication, ABS, miles to empty display	High beam, neutral, low oil pressure, turn signals, engine diagnostics, low fuel warning, low battery, security system (optional)
AUXILIARY LAMPS	Optional additional LED emergency light kits available, including front lighting and Police Tour-Pak	Optional additional LED emergency light kits available, including front lighting and Police Tour-Pak	N/A
ELECTRIC POWER OUTLET	Electric power accessory connector under left side cover	Electric power accessory connector under left side cover and on the right side of the fairing	N/A

## STYLING/CONVENIENCE

ENGINE TRIM	Black powder-coated engine with chrome treatment covers	Black powder-coated engine with chrome treatment covers	Silver powder-coated engine with polished treatment covers
FAIRING AND/OR WINDSHIELD	Clear, breakaway polycarbonate windshield	Fork-mounted fairing; 15" clear, breakaway polycarbonate windshield with slipstream vent for reduced head buffeting	Optional detachable windshield available
SEAT	One-piece, deluxe solo coil over shock absorber, adjustable police-type covered with breathable material	One-piece, deluxe solo coil over shock absorber, adjustable police-type covered with breathable material	Minimalist style seat optimized for all-day comfort
FOOT SUPPORTS AND CONTROLS	Pivoting footboards with non-skid rubber pads on upper surfaces	Pivoting footboards with non-skid rubber pads on upper surfaces	Mid-mount foot controls with standard pegs
SADDLEBAGS	Law enforcement style saddlebags with One-Touch Design latch	Law enforcement style saddlebags with One-Touch Design latch	Optional saddlebags available
MIRRORS	Long-stem, "true image" mirrors	Long-stem, "true image" mirrors	Standard mirrors
INSTRUMENTS	Analog speedometer positioned on the handlebar with odometer, Trip A, Trip B, Clock, Gear Position Indicator, Digital Speed Display and Speed Capture; new tachometer located on the fuel tank console	Analog speedometer positioned on the fairing with odometer, Trip A, Trip B, Clock, Gear Position Indicator, Digital Speed Display and Speed Capture; tachometer, fuel gauge and voltmeter	Handlebar-mounted electronic speedometer with odometer, clock on odometer, dual resettable tripmeter
IGNITION	Barrel key, tank console-mounted	Barrel key, steering head-mounted	Blade key
HAND CONTROLS	Emergency light and siren activation switch for 30 minutes of use with ignition OFF. Toggle functions in the odometer window: Trip A, Trip B, Gear Position Indicator, Clock, Low Fuel, Digital Speed indicator and Speed Capture, Stealth Switch, Push to Talk Police Radio Switch, Emergency Light Activation switch independently controlling front and rear emergency lighting, Independent Hazard Warning Light Switch, Cruise Control, Siren Switch	Emergency light and siren activation switch for 30 minutes of use with ignition OFF. Toggle functions in the odometer window: Trip A, Trip B, Clock, Low Fuel, Digital Speed indicator and Speed Capture, Stealth Switch, Push to Talk Police Radio Switch, Emergency Light Activation switch independently controlling front and rear emergency lighting, Independent Hazard Warning Light Switch, Cruise Control, Siren Switch	Standard switches
MISCELLANEOUS	Sight glass on brake; master cylinders; one key fits all locks; mid-frame air deflectors, rear cylinder cutout feature provides greater rider comfort during idling situations	Sight glass on brake; master cylinders; one key fits all locks; mid-frame air deflectors, rear cylinder cutout feature provides greater rider comfort during idling situations	Easy-grip handlebar

## WARRANTY

WARRANTY <sup>3</sup>	24 months (unlimited mileage)	24 months (unlimited mileage)	24 months (unlimited mileage)
SERVICE INTERVAL <sup>4</sup>	First 1,000 miles (1,600 km), every 5,000 miles (8,000 km) thereafter	First 1,000 miles (1,600 km), every 5,000 miles (8,000 km) thereafter	First 1,000 miles (1,600 km), every 5,000 miles (8,000 km) thereafter

1 Vehicles depicted may differ from vehicles manufactured and delivered. Specifications and prices listed may differ from specifications and prices of vehicles manufactured and delivered. All product descriptions (including depictions, specifications, dimensions, measurements, ratings and competitive comparisons) are based on available information at the time of publication. Although such descriptions are believed correct, errors and changes can occur and complete accuracy cannot be guaranteed. Harley-Davidson may make changes at any time to prices and specifications, and may change or discontinue models, without notice and without incurring any obligation. Attention: Vehicles in the configurations shown and many of the accessories described in this catalog may not be available for sale or use in some locations. Please check with your dealer for complete product details and the latest information. All models feature 6-speed transmission (V-Rod<sup>®</sup> models and Sportster<sup>®</sup> models are 5-speed) and carbon fiber belt final drive; multi-plate clutch with diaphragm spring in oil bath; and 2-year unlimited mileage warranty.

2 Measurement reflects 180 lb. (81.7 kg) operator weight.

3 Recommended 91 octane or higher fuel (R+M)/2.

4 Standard and optional wheels may vary by country and region.

5 Values shown are nominal. Performance may vary by country and region.

6 The combined fuel economy numbers were derived using a combination of estimated city and highway values. Fuel economy estimates are derived from US EPA exhaust emission certification data on a sample motorcycle from the corresponding family under ideal laboratory conditions. Your actual fuel economy will vary depending on your personal riding habits, road and driving conditions, vehicle condition and maintenance, tire pressure, vehicle configuration (parts and accessories), and vehicle loading (cargo, rider and passenger weight). Break-in mileage may vary.

7 North America security system includes immobilizer; outside North America the security system includes immobilizer and siren.


8 See Motorcycle Owner's Manual for complete details.

9 Inspections of certain systems and components are required at 2,500 mile (4,000 km) intervals. See Owner's Manual for full details.



# 2016 POLICE & FLEET COLOR SAMPLES

## SOLID COLOR OPTIONS




**VIVID BLACK**




**PEACE OFFICER DARK BLUE**



**IMPACT BLUE**



**MYSTIQUE GREEN**



**BIRCH WHITE**



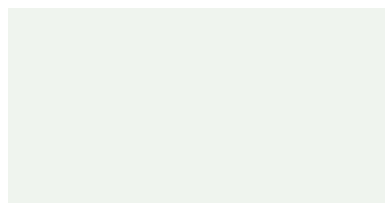
**LIGHT GRAY**



**LUXURY BLUE PEARL**



**FIREFIGHTER RED**



**ARCTIC WHITE**



**BRILLIANT SILVER**

## TWO-TONE OPTIONS

Vivid Black with Birch White panel  
with single silver pinstripe (Houston Style)

Vivid Black with Birch White panel  
with single gold pinstripe

Vivid Black with Birch White panel  
with single black pinstripe on tank only.  
Solid Vivid Black fenders, fairing, and bags

Vivid Black with Birch White panel with single black pinstripe  
tank and fairing. Solid Birch White fenders. Solid Vivid Black  
bags (CHP Style)

Vivid Black with Brilliant Silver panel  
with single silver pinstripe

Peace Officer Dark Blue with Birch White panel  
with single silver pinstripe

Peace Officer Dark Blue with Arctic White panel  
with single gold pinstripe

Peace Officer Dark Blue with Brilliant Silver panel  
with single blue pinstripe

Peace Officer Dark Blue with Brilliant Silver panel  
with single silver pinstripe on tank and fairing.  
Solid Peace Officer Dark Blue fenders and bags

Impact Blue with Birch White panel  
with single blue pinstripe

Impact Blue with Brilliant Silver panel  
with single silver pinstripe

Luxury Blue Pearl with Arctic White panel  
with single gold pinstripe

Luxury Blue Pearl with Birch White panel  
with single silver pinstripe

Luxury Blue Pearl with Brilliant Silver panel  
with single silver pinstripe

Mystique Green with Birch White panel  
with single gold pinstripe

Mystique Green with Brilliant Silver panel  
with single silver pinstripe

## PINSTRIPE OPTIONS

Silver	
Blue	
Gold	
Black	

**\*No up-charges for Vivid Black, Birch White or Birch White w/Black bags.**

\*\*Availability of colors is subject to change at anytime.



**TO LOCATE YOUR AUTHORIZED HARLEY-DAVIDSON® DEALER**

**[WWW.HARLEY-DAVIDSONPOLICEMOTORS.COM](http://WWW.HARLEY-DAVIDSONPOLICEMOTORS.COM) • [WWW.HARLEY-DAVIDSON.COM](http://WWW.HARLEY-DAVIDSON.COM)**

**HARLEY-DAVIDSON MOTOR COMPANY – POLICE & FLEET SALES • P.O. BOX 653 MILWAUKEE, WI 53201 U.S.A.**

©2015 H-D or its Affiliates. The Bar and Shield, Harley-Davidson, Electra Glide, Road King, Sportster are among the trademarks of H-D U.S.A., LLC.