




2018 HARLEY-DAVIDSON®
SCREAMIN' EAGLE® PERFORMANCE
PARTS + ACCESSORIES



PRINCIPLES OF PERFORMANCE

Nobody says “no” to more torque and horsepower. Since the beginning, Harley-Davidson® motorcycle riders have felt the pull of amped up powertrain performance. Screamin’ Eagle components are the key to greater acceleration, increased passing muscle, and more of that rip roaring raw exhaust note that makes power more than a little addicting.

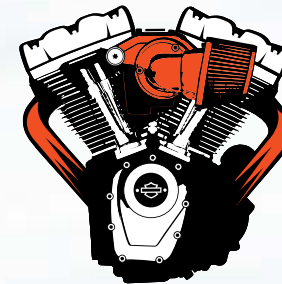
- 2 STAGE KIT OVERVIEW
- 4 PATH TO PERFORMANCE
- 6 TUNING FOR PERFORMANCE
- 10 MILWAUKEE-EIGHT™ POWERTRAIN
- 32 TWIN CAM POWERTRAIN
- 90 SPORTSTER® POWERTRAIN
- 106 STREET™ REVOLUTION X™ POWERTRAIN
- 110 EVOLUTION® 1340 POWERTRAIN
- 115 VRSC™ REVOLUTION® POWERTRAIN
- 117 SCREAMIN’ EAGLE® ACCESSORIES
- 123 CRATE ENGINES & DRIVE TRAIN
- 132 LONGBLOCK PROGRAM
- 135 SPECIALTY TOOLS
- 136 INDEX





STAGE KIT OVERVIEW

Screamin' Eagle® Stage upgrades offer complete street-compliant performance configurations engineered to generate specific torque and horsepower gains. Eliminating all the guesswork and trial-and-error testing normally associated with engine modifications. Screamin' Eagle® Stage upgrades include everything needed to enhance the bike's performance.




STAGE I

MOVE MORE AIR & FUEL

Intake + Exhaust + Tuning Upgrade
Foundation for all future stages

"I want simple bolt-on performance upgrades that enhance the performance, look and sound of my motorcycle."



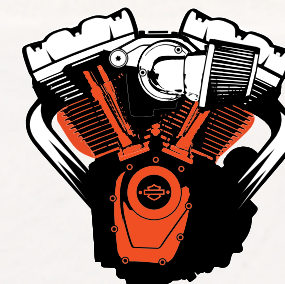
STAGE II

GIVE IT A LIFT

Stage I + Cam Upgrade

Torque: *"I want instant passing power at cruising and highway speeds."*

Power: *"I want to feel the power build, and then pull all the way to the redline."*

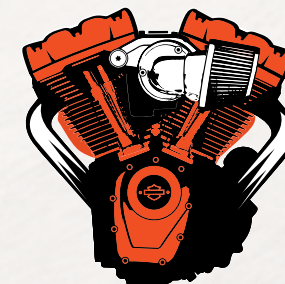


STAGE III

PUMP UP THE VOLUME

Stage I + Cam, Big Bore Cylinders and Pistons

"I want instant power that lasts throughout the entire RPM range. Bigger is better."



STAGE IV

TOP IT OFF

Stage I + Cam, Big Bore Cylinders and Pistons, Cylinder Heads and Throttle Body

"I ride hard and want the absolute best performance upgrade available. Try to keep up — I dare you!"

PATH TO PERFORMANCE

START HERE:

WANT MORE POWER? Choose from:

STAGE



STAGE I
MOVE MORE AIR & FUEL
Intake + Exhaust + Tuning Upgrade

INSTALLATION:



STAGE II
GIVE IT A LIFT
Stage I + Cam Upgrade

INSTALLATION:



STAGE III
PUMP UP THE VOLUME
Stage I + Cam, Big Bore
Cylinders and Pistons

INSTALLATION:



STAGE IV
TOP IT OFF
Stage I + Cam, Big Bore Cylinders and
Pistons, Cylinder Heads and Throttle Body

INSTALLATION:

BENEFITS

Ideal for riders that want to enhance the performance, look and sound of their motorcycle

TORQUE KIT: Ideal for riders looking for instant passing power at cruising speeds

POWER KIT: Ideal for riders who want to feel the power build and pull all the way to the redline

Ideal for riders who want the largest engine displacement and increased power throughout the entire RPM range

Ideal for riders who want the absolute best Harley-Davidson performance upgrade available

BASICS

- Most cost-effective step to improve performance and the foundation for future performance upgrades
- Match any Screamin' Eagle® high-flow air cleaner and exhaust with the proper ECM calibration to increase the air flow into and out of the engine

- Choose a torque cam or power cam based on riding style
- A performance cam increases both the lift in the valve train (pushing the valve open further) and the duration of the valve opening (how long the valve stays open)

- An increase in engine displacement allows the engine to swallow more air and fuel, while a higher compression piston squeezes the air and fuel into a more volatile mixture, generating more power when ignited
- Displacement increases are accomplished with larger cylinders, matching pistons and the proper cam upgrade

- Highest level-performance upgrade available to provide a maximum increase in displacement, compression and flow
- Higher-flowing CNC ported cylinder heads and larger bore throttle body increase the velocity and feed large volumes of air and fuel into the engine, which maximizes power on a larger displacement engine
- Combines ported cylinder heads and larger throttle body in combination with cylinders, matching pistons and proper cam upgrade

PERFORMANCE



The rider will feel up to a 10%* increase in performance when compared to stock bikes throughout the entire RPM range



TORQUE

- The rider will feel up to a 15%* increase in performance when compared to stock bikes in the low- to mid-RPM range
- Experience crisp throttle response and acceleration that can be felt at slower speeds, perfect for passing slow moving vehicles without downshifting



POWER

- The rider will feel up to a 25%* increase in performance when compared to stock bikes in the mid-RPM to upper RPM range
- Experience an adrenaline-pumping burst of speed while heading toward the redline



- Riders will experience a performance increase throughout the entire RPM range, with up to a 35%* increase when compared to stock bikes in the mid- to upper-RPM range
- Produces instant passing power without downshifting
- Delivers excellent stoplight to freeway speed and on-ramp acceleration



The rider will feel exceptional acceleration, delivering significant gains and up to a 40%* increase when compared to stock bikes in the upper-RPM range

AN OVERVIEW OF WARRANTY & CAUTION: Harley-Davidson has the engineering expertise, sophisticated dyno lab and complete testing facilities to provide enthusiasts with a line of performance products designed to produce good, solid, reliable horsepower and torque. Engine-related performance parts are intended for the experienced rider only.

WARRANTY: Installation of Screamin' Eagle® products and similar off-road or competition products from other manufacturers, except some street-compliant offerings installed by authorized Harley® dealers, may void your H-D® limited vehicle warranty. Installation of a California performance kit on a 49-state model motorcycle or 49-state performance kit onto a California model motorcycle will void the manufacturer's warranty, as it will not result in a street-compliant configuration.

CAUTION: Harley-Davidson® motorcycles modified with some Screamin' Eagle® high-performance engine parts must not be used on public roads and, in some cases, may be restricted to closed-course competition.

CAUTION ICONS
GO LIGHT: These Screamin' Eagle® products are 50-state U.S. EPA compliant for sale and use on all applicable vehicles, including those that are pollution controlled. See Genuine Motor Parts and Accessories or Screamin' Eagle Accessories catalog for fitment information. Screamin' Eagle Performance products are intended for the experienced rider only.

STOP HAND: Harley-Davidson® motorcycles modified with some Screamin' Eagle® Performance products must not be used on public roads and, in some cases, may be restricted to closed-course competition. These performance parts are 49-state U.S. EPA compliant but are NOT compliant for sale or use in California on pollution-controlled motor vehicles. California guidelines on tampering can also lead to substantial fines and penalties. Screamin' Eagle® Performance products are intended for the experienced rider only.

CALIFORNIA: These Screamin' Eagle® products are street compliant for sale and use on pollution-controlled vehicles in the state of California.

CROSS FLAGS: This product may be intended for race use only applications. It may also be certified for use in a 50-state U.S. EPA compliant application or kit. Use of any incomplete combination of certified kit products may not be legal for sale or use on U.S. market-pollution controlled vehicles and may be restricted to closed course competition use. See Genuine Motor Parts and Accessories or Screamin' Eagle® Accessories catalog for compliance, fitment and warranty information. Screamin' Eagle® Performance products are intended for the experienced rider only.

DYNAMOMETER (DYNO) PERFORMANCE TESTING: Declared performance values in this catalog represent SAE J-1349 transient peak power output. Dynamometer settings, motorcycle condition, variation, climate and other factors can affect performance output, and results can vary from the performance values declared by Harley-Davidson.

Street-legal and/or street-compliant statements refer to product meeting 50-state emissions and noise standards in the United States.

Not all products are available in all countries — please consult your dealer for details.

*Dynamometer settings, motorcycle condition, variation, climate and other factors can affect performance output, and results can vary from the performance values declared by Harley-Davidson.


* Stage upgrades retain the Motorcycle Original Equipment Manufacturer's Warranty.

TUNING FOR PERFORMANCE: THE BASICS


First things first, you've built your dream pavement-pounding machine by selecting one of the Screamin' Eagle® Stage upgrades.




STAGE I



STAGE II

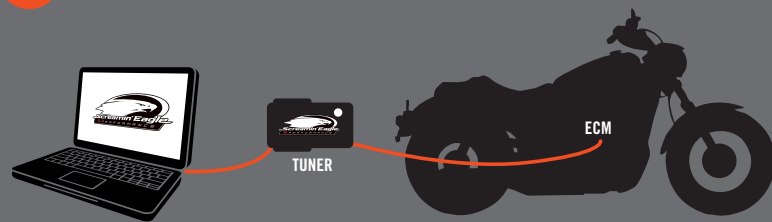


STAGE III



STAGE IV


1



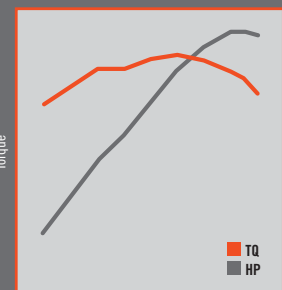
Next, the motorcycle Engine Control Module (ECM) needs to be recalibrated. Screamin' Eagle® offers base calibrations specifically designed for the performance components on your bike.

2

Tuning adjusts the air-fuel ratio and other parameters based on your performance upgrades.



3



MAXIMUM PERFORMANCE

The end result? A properly tuned performance machine that gets the most out of your performance upgrades.

START HERE:

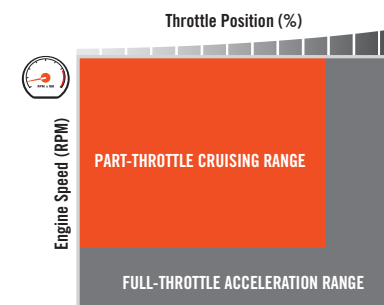
PRO STREET TUNER



- Offers base calibrations for your chosen Screamin' Eagle® Stage upgrade
- Constantly monitors the engine operation in the Part Throttle Cruising Range
- Enables manual adjustments to fine-tune parameters within part-and full-throttle ranges

- 1 Load base calibration
- 2 All done, go ride or manually adjust with Dyno tuning or Smart Tune Live

COMPLETE MOTORCYCLE OPERATING RANGE



PART THROTTLE CRUISING RANGE

Pro Street Tuner Base Calibration + Original Equipment Narrowband O₂ Sensors monitor exhaust for proper operation in the Part-Throttle Cruising Range

FULL THROTTLE ACCELERATION RANGE

Original Equipment Narrowband O₂ Sensors cannot measure or adjust in this range; requires manual adjustments to reference data tables to provide tuning information

MANUAL ADJUSTMENT FOR
Maximum Performance + Optimal Efficiency for your bike



WANT MORE?

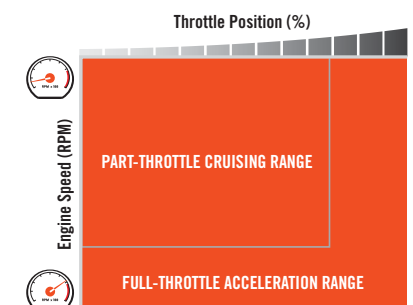
ADD SMART TUNE PRO



- Uses the Pro Street Tuner base calibrations as a starting point
- Constantly monitors the engine operation and riding conditions in the Complete Motorcycle Operating Range
- Automatically adjusts tuning parameters in real time within the Complete Motorcycle Operating Range

- 1 Load base calibration from Pro Street Tuner
- 2 Install Smart Tune Pro and Wideband O₂ Sensors onto motorcycle
- 3 All done, go ride. Smart Tune Pro automatically does the rest!

COMPLETE MOTORCYCLE OPERATING RANGE



COMPLETE MOTORCYCLE OPERATING RANGE

Pro Street Tuner Base Calibration + Smart Tune Pro + Wideband O₂ Sensors automatically monitor and adjust the engine in real time for all performance upgrades, operating ranges and riding conditions

AUTOMATIC ADJUSTMENT FOR
Maximum Performance + Optimal Efficiency
+ Automatic Adjustment for your bike
in all riding conditions and combinations of performance upgrades



THE BASICS

THE HOW

THE WHAT

THE BENEFIT

PRO STREET TUNER

All Screamin' Eagle® performance upgrades require Engine Control Module (ECM) recalibration, also known as tuning. The best method for tuning your stage upgrades is with the Screamin' Eagle Pro Street Tuner.

- Provides starting calibrations developed by the Screamin' Eagle team
- Offers ability to dial in bike-to-bike variations and different air cleaner and exhaust combinations
- Offers Guided Smart Tune process which walks user through tuning with or without a dyno
- Allows adjustments within a safe range for optimum performance excitement
- Maximizes the performance output while maintaining 50-state U.S. EPA compliance
- Retains the Motorcycle Original Equipment Manufacturer's Warranty



SCREAMIN' EAGLE® PRO STREET TUNER

FEATURES

The Screamin' Eagle Pro Street Performance Tuner is designed to simplify management of engine operating parameters as performance modifications are made. Once installed, the kit will allow you to adjust key parameters or simply upload the latest Engine Control Module (ECM) calibrations to match your bike's state-of-tune. Start with a high-flow air cleaner and Street Performance mufflers and upload the calibration that provides the best performance mix. Add additional Stage Upgrades later, and you simply upload the proper ECM calibration to match the model and hardware. Plus, you have free online access to the latest factory calibrations.

Ideal for real-world street performance applications, the Pro Street Tuner provides the adjustability to account for bike-to-bike variation and for changes to cams, heads, intake and exhaust while maintaining closed-loop fuel control for fuel economy in the part-throttle operating range. Unlike other aftermarket tuners, The Screamin' Eagle Pro Street Tuner actually talks directly to your motorcycle's ECM and re-programs the motorcycle's operating system. It isn't a piggyback system that tries to fool the ECM into adding more fuel or changing the ignition timing. The Pro Street Tuner plugs into the bike's data port, so no splicing or under-seat hardware is required.

After you upload the proper ECM calibration, dial it in with the Smart Tune function. The guided Smart Tune process walks you through the process to; find the right calibration for your build, set the tuner to a data collection mode and then allows you to incorporate the data after the ride with just a few clicks. The ECM calibration is then custom fit for your bike. The module will store up to 15 minutes of run-time data information that can be downloaded to your PC, allowing the rider or technician to view and evaluate the bike's air/fuel ratio, O2 sensor readings, engine speed and temperature, RPM and vehicle speed, throttle position, spark advance and many more performance characteristics. The Vehicle Communications Module (VCI) will also record and display service codes for troubleshooting and diagnostics. The kit includes the VCI module and unlimited access to the latest software updates and calibrations available from Screamin' Eagle. Tuner Cable kit sold separately.

The Pro Street Tuner software includes impressive features:

- Features a guided Smart Tune process to enable quick navigation through the software, whether you are new to tuning or an experienced user.
- Smart Tune Live – a dynamic and visual method to track and capture engine data simply by running the vehicle through a range of RPM and throttle positions. This feature reduces the time to modify existing VE (Volumetric Efficiency) tables which are then analyzed and tuned. Smart Tune Live works on models with factory-installed O2 sensors only.
- Adjustability to Spark Advance, Throttle progressivity, and Volumetric Efficiency to custom tune the performance combination.
- 50-State U.S. EPA compliant.

The Pro Street Tuner permits tunability to optimize performance and drivability without compromising fuel efficiency, emission levels, engine durability, or 50-State U.S. EPA compliance. And unlike other race tuners or engine controllers, the Screamin' Eagle Pro Street Tuner does not impact your Harley-Davidson factory warranty coverage.

41000008C

\$299.95

For use with '17-later XG, '14-later XL and '07-'17 Dyna®, and '07-later Softail® and Touring models. Requires separate purchase of model-specific Tuner Cable.

PRO STREET TUNER	
Street-Use (EPA/CARB) Calibrations	Yes – Stage 1, 2, 3 & 4
SE Pro (Race-Use Only) Calibrations	No
Retains Full Engine Warranty	Yes
Tuning Parameters:	
Volumetric Efficiency	Tunable – All
Throttle Progressivity	Tunable – '14-later Touring
Spark Advance – Tunable	'17-later XG '14-later XL '12-'17 Dyna '12-later Softail '14-later Touring
RPM Max	View Only
Idle RPM	View Only
Accel Enrichment	View Only
Decel Enleanment	View Only
Data Recording	15 minutes
Smart Tune LIVE	Yes
Graphical Data Display	Yes
Service Codes Display/Clear	Yes
Available for VRSC and XR models	No
Language Support	English, Spanish, German, French, Japanese, Italian, Portuguese, Dutch

Also available:

SCREAMIN' EAGLE TUNER CABLE KIT

Cable kit provides all necessary connections between motorcycle, VCI and computer, and permits downloading calibrations with the Street Tuner and Super Tuner software. Kit includes two cables; computer USB to VCI box and VCI box to vehicle.

32184-08A

\$45.95

For use with '01-'17 VRSC™, '01-'13 EFI XL and XR, '01-'11 EFI Dyna, '01-'11 EFI Softail, '02-'13 EFI Touring and '09-'13 Trike models. Also for use with VRXSE Destroyer race bikes.

41000018

\$29.95

For use with '15-later XG, '14-later XL, '12-'17 Dyna, '11-later Softail, '14-later Touring and '14-later Trike models.

Street legal and/or street compliant statements refer to product meeting 50-State emissions and noise standards in the United States.

Notice: The prices appearing in this catalog are the manufacturer's suggested retail prices. Actual retail prices may vary.



A. SCREAMIN' EAGLE SMART TUNE PRO AUTOMATIC TUNING MODULE

A. SCREAMIN' EAGLE® SMART TUNE PRO AUTOMATIC TUNING MODULE*

Smart Tune PRO works with the Screamin' Eagle Pro Street Tuner to automatically adjust your bike for the combination of performance components, climates, and vehicle load conditions you are operating in. You just install the upgraded wide-band oxygen sensors in the exhaust headers, download the calibration that the Screamin' Eagle engineers have developed as a starting point, then simply drive down the road and let Smart Tune Pro do the work. Ride from the flatlands of South Dakota to the mountains of Colorado without a compromise in performance.

Smart Tune PRO constantly monitors the operating parameters of your motorcycle, and automatically adjusts the bike's Electronic Control Module (ECM) to maximize performance in your current riding conditions. Smart Tune Pro utilizes wide-band O2 sensors that read oxygen levels in the exhaust stream to determine the optimum air/fuel ratio your bike needs at this very moment. Smart Tune Pro analyzes the data and automatically makes real-time tuning adjustments to the ECM. Unlike the standard narrow-band O2 sensors that only provide feedback in the part-throttle cruising range, the wideband sensors can read and adjust tuning throughout the part throttle cruising and full-throttle acceleration operating range.

Screamin' Eagle Smart Tune Pro was developed by the Screamin' Eagle engineering team in concert with the design of your Harley-Davidson® motorcycle. It is fully factory supported, and optimized to maximize performance while maintaining drivability and engine longevity. Smart Tune PRO is 50-state EPA compliant* and does not impact the H-D factory warranty. Kit includes the Smart Tune PRO module with plug-in wiring harness, two M18 wideband O2 sensors, and access to free software updates, future calibrations and free on-line training modules. Screamin' Eagle Pro Street Tuner and model-specific installation hardware is sold separately. ***Pending Regulatory Approval. Refer to the product information at www.H-D.com/parts for status.**

41000445 \$399.95

Fits '17-later XL, '16-'17 Dyna® FXDLS, '16-later Softail® and '14-later Touring models. Installation requires exhaust modification to incorporate wide-band oxygen sensors. All models require ECM calibration with Screamin' Eagle® Pro Street Tuner for proper installation.

Also available: (not shown)

OXYGEN SENSOR HARNESS EXTENSION

Plug-in extension cable is wired to allow installation of the Screamin' Eagle Smart Tune PRO Automatic Tuning Module hardware on specific models. No splicing or soldering is required.

69201704 \$29.95

Required for use of Screamin' Eagle Smart Tune PRO Automatic Tuning Module hardware on, '16-'17 Dyna® and Softail® models.



B. M18 OXYGEN SENSOR INSTALLATION TOOL

C. M18 TO M12 O2 SENSOR THREAD ADAPTERS

B. M18 OXYGEN SENSOR INSTALLATION TOOL

This special tool is designed to make the necessary headpipe modifications for installation of the Screamin' Eagle® Smart Tune PRO Automatic Tuning Module's wide-band oxygen sensors. Simply remove the headpipe and use the custom ground drill and tap to convert the oxygen sensor threads from M12 to M18. Unlike traditional sensor bungs, no welding is required.

14900105 \$399.95

For use on '17-later Touring models for installation of M18 wide-band oxygen sensors.

C. M18 TO M12 O2 SENSOR THREAD ADAPTERS

Threaded adaptors allow you to convert your M18 wide-band O2 sensor equipped motorcycle back to the Original Equipment M12 O2 sensors. Set of 2.

65700025 \$39.95

Fits '17-later Touring motorcycles that have been modified for wide-band oxygen sensor use.

Street legal and/or street compliant statements refer to product meeting 50-State emissions and noise standards in the United States.

Notice: The prices appearing in this catalog are the manufacturer's suggested retail prices. Actual retail prices may vary.

10 SE PRO PERFORMANCE

Milwaukee-Eight® Stage Upgrades

MILWAUKEE-EIGHT® POWERTRAIN

Screamin' Eagle® Stage upgrades offer complete street-compliant performance configurations engineered to generate specific torque and horsepower gains. Eliminating all the guesswork and trial-and-error testing normally associated with engine modifications, Stage upgrades include everything you need to enhance your bike's performance. You can start with key components that give you a bump in power right now, add components as time and budget permits, or you can go for it all at once.



STAGE I

INTAKE + EXHAUST + TUNING

The easiest and most cost effective step to improve your motorcycle's performance is to increase the air flow into and out of the engine. A high-flow air cleaner and system-matched slip-on mufflers provide horsepower and torque improvements you can feel throughout the RPM range, and serve as the core components for all performance upgrades. ECM calibration is required to tune the fuel flow and timing required to accommodate the improved air flow.

Stage I upgrade can be installed without engine disassembly. No special tools are required. Requires ECM tuning.



Street legal and/or street compliant statements refer to product meeting 50-State emissions and noise standards in the United States.

STAGE II

STAGE I + CAM UPGRADE

Adding performance cams to a Stage I equipped bike is the next step to improved performance. Cam choices allow you to tailor the engine's performance to your specific needs. A torque cam offers on-demand throttle response from low- to mid-RPM at cruising speed. A power cam targets high-rpm, wide-open throttle response that keeps pulling right up to the redline. ECM calibration tuning is required to accommodate the increased valve timing, and performance valve springs may be required for high-lift cams.

Stage II upgrade requires minor engine disassembly to replace the cam. Adjustable pushrods allow cam installation without removing the rocker box. Special tools and ECM tuning are required.



STAGE III

STAGE I + CAM, BIG BORE CYLINDERS & PISTONS

The next step on the performance journey is to build a bigger engine. An increase in engine displacement allows the engine to swallow more air and fuel, a higher compression piston squeezes the air/fuel into a more volatile mixture, and when combined, generates more power when ignited. A displacement and compression increase provides torque increases throughout the entire RPM range with a 15-25% improvement in the mid-range power. ECM calibration tuning is required to adjust fuel flow and timing to accommodate the increased displacement.

Stage III bolt-on upgrade requires removal of the engine's top-end and opening the cam chest. Engine remains in the chassis and no machining is required. Special tools and ECM tuning are required.



STAGE IV

STAGE I + CAM, BIG BORE CYLINDERS, PISTONS, CYLINDER HEADS & THROTTLE BODY

To maximize the impact of the increased displacement gained with Stage III updates, the addition of free-flowing ported cylinder heads and a big bore throttle body top off the performance build. Designed to satisfy the high RPM, throttle twisting rider, the Stage IV update delivers 20-30% increase in power that keeps pulling right up to the redline, without sacrificing mid-range torque. ECM calibration tuning is required to add more fuel, and a higher-lift cam may be required to deliver maximum power.

Stage IV bolt-on upgrade requires removal of the engine's top-end and opening the cam chest. Engine remains in the chassis and no machining is required. Special tools and ECM tuning are required.

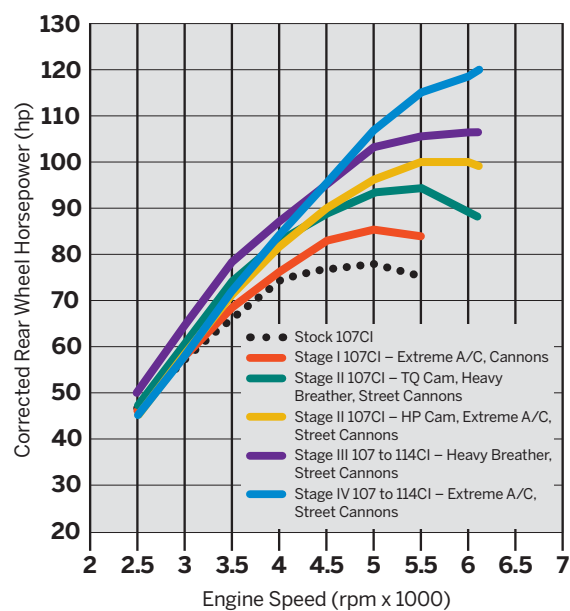


MILWAUKEE-EIGHT® POWERTRAIN

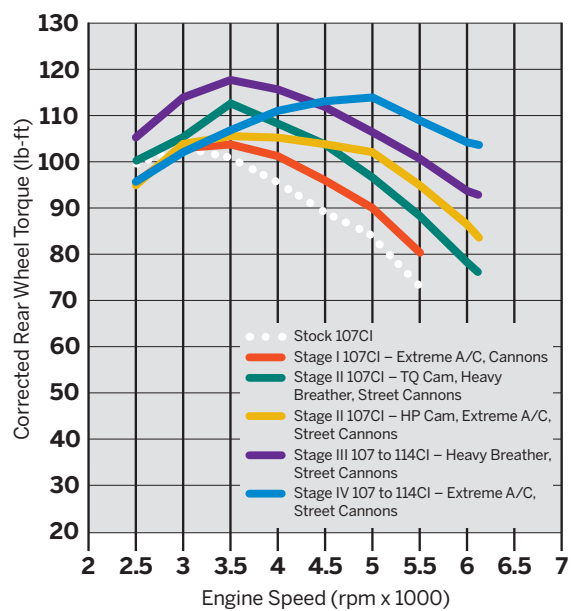
Screamin' Eagle® Stage upgrades offer complete street-compliant performance configurations. Whether you're a Softail® or Touring rider, Screamin' Eagle offers the full gammut of Stage upgrades for you to pick the best solution for you. Use the Rear Wheel Horsepower and Torque charts to identify a combination that would work best for your riding style and performance needs.

SOFTAIL® 107CI MODEL STAGE UPGRADES

Milwaukee-Eight® 107 Softail Stage Kits–
Horsepower Comparisons

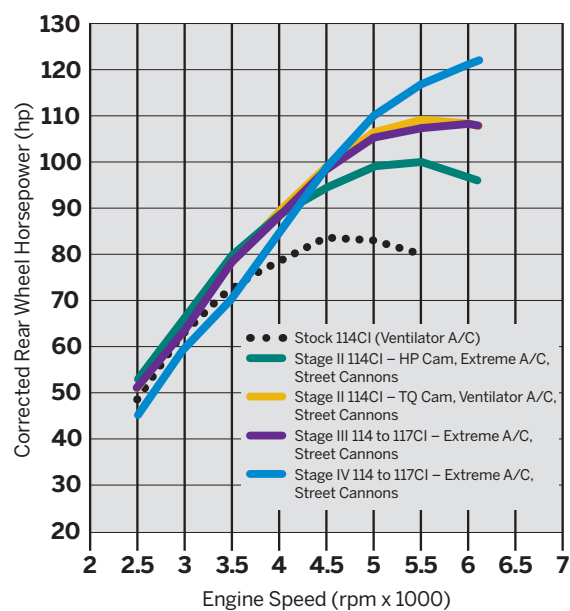


Milwaukee-Eight 107 Softail Stage Kits–
Torque Comparisons

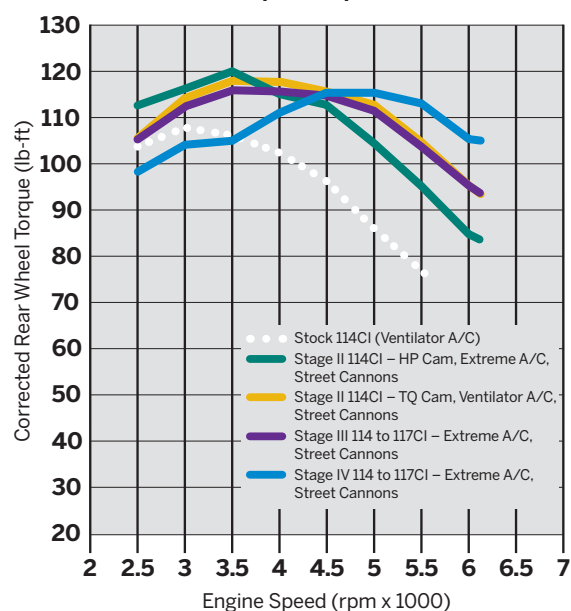


SOFTAIL 114CI MODEL STAGE UPGRADES

Milwaukee-Eight 114 Softail Stage Kits–
Horsepower Comparisons

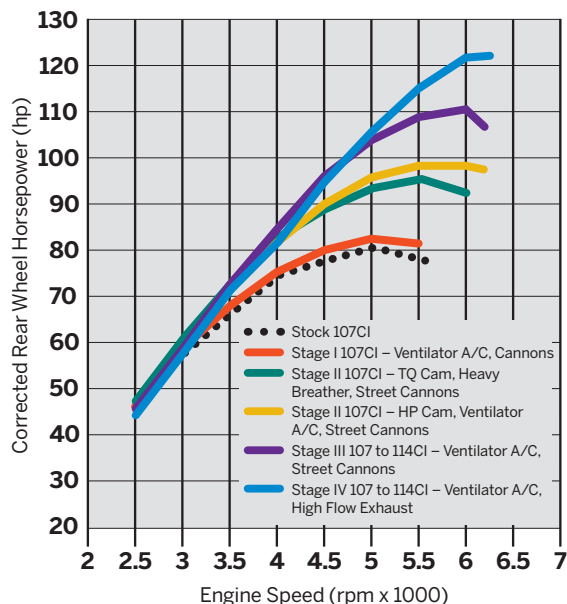
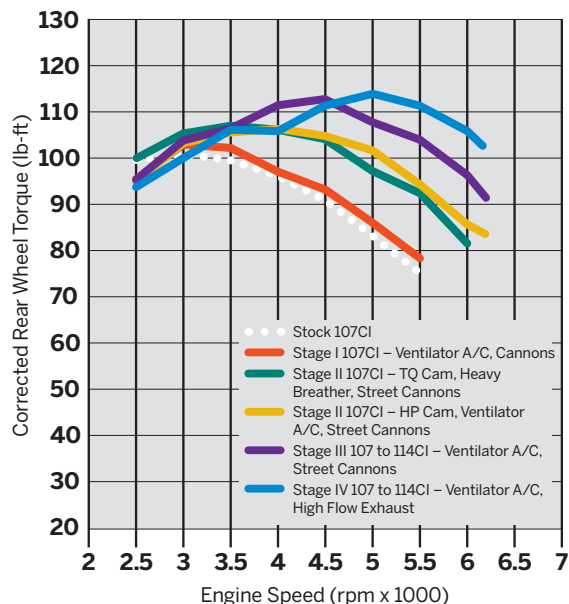


Milwaukee-Eight 114 Softail Stage Kits–
Torque Comparisons

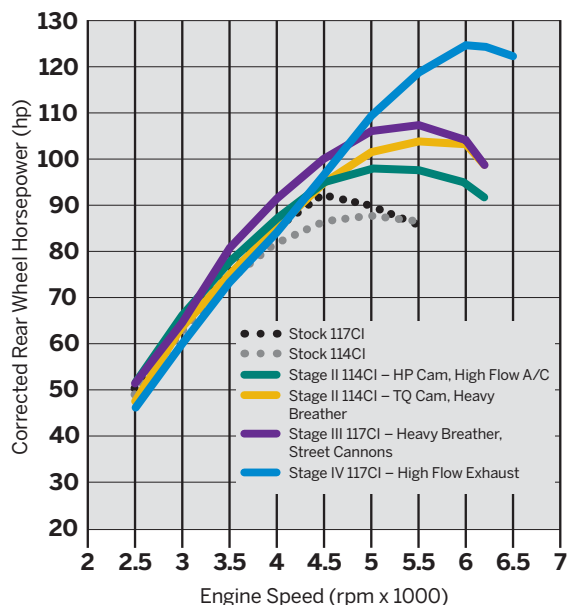
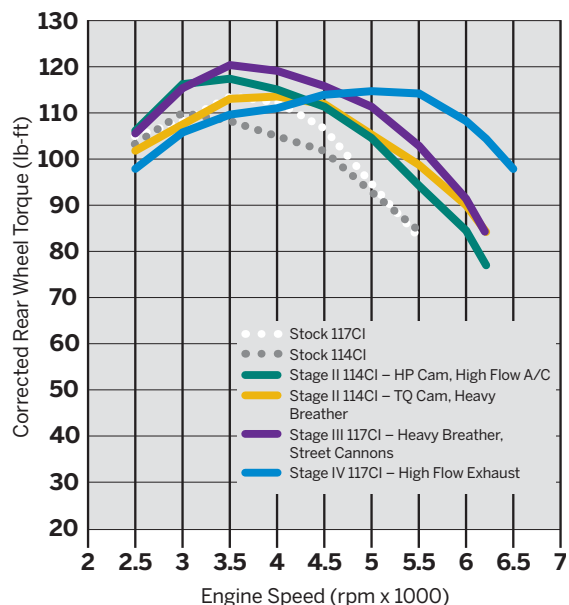


Street legal and/or street compliant statements refer to product meeting 50-State emissions and noise standards in the United States.

TOURING 107CI MODEL STAGE UPGRADES

Milwaukee-Eight® 107 Touring Stage Kits—
Horsepower ComparisonsMilwaukee-Eight 107 Touring Stage Kits—
Torque Comparisons

CVO™ TOURING MODEL STAGE UPGRADES

CVO Touring Stage Kits—
Horsepower ComparisonsCVO Touring Stage Kits—
Torque Comparisons

DYNAMOMETER (DYNO) PERFORMANCE TESTING: Declared performance values in this catalog represent SAE J-1349 transient peak power output. Dynamometer settings, motorcycle condition, variation, climate and other factors can affect performance output and results can vary from the performance values declared by Harley-Davidson.

Street legal and/or street compliant statements refer to product meeting 50-State emissions and noise standards in the United States.

14 MILWAUKEE-EIGHT®
Stage I Upgrade – Intake

A. SCREAMIN' EAGLE® HEAVY BREATHER
PERFORMANCE AIR CLEANER –
MILWAUKEE-EIGHT® ENGINE

Take a deep breath. Designed in concert with the Milwaukee-Eight® powertrain, the iconic Heavy Breather Air Cleaner features a forward facing oiled cotton filter element that flows large volumes of clean air into the engine. The short, low-profile cast tube rams the charge directly into the throttle body with little turbulence for increased power and torque, and the intake tube mounts to a custom back plate that features integral breathers and covers the throttle body and electronics for a finished look. The slanted compact filter adds an aggressive performance look, and it is shaped to allow installation on Touring bikes equipped with fairing lowers. Available in your choice of chrome or gloss black finish, the kit includes filter, intake tube, custom back plate, water-repellent rain sock and all mounting hardware. 50-State U.S. EPA compliant.

Fits '18-later Softail®, and '17-later Touring and Trike models. Does not fit with Fairing Lower Speakers. All models require ECM calibration with Screamin' Eagle® Pro Street Tuner for proper installation. ECE compliant on '17-later CVO™ Touring and 107CI Twin-Cooled™ models.

29400263	Chrome.	\$399.95
29400264	Gloss Black.	\$399.95

B. SCREAMIN' EAGLE HEAVY BREATHER BILLET
ALUMINUM FILTER COVER

This two-piece billet cover adds dimension to your Milwaukee-Eight Heavy Breather. Manufactured from forged aluminum and precision machined to tightly wrap the element, this stylish cover exposes a majority of the filter to maximize airflow. The cover can be installed on Touring models equipped with fairing lowers, and can be used with the Original Equipment Heavy Breather Rain Sock. The cover features a deep machined Screamin' Eagle logo, and is available in a rich, gloss black finish.

61300688	Gloss Black.	\$199.95
----------	--------------	----------

Fits '18-later Softail, and '17-later Touring and Trike models equipped with Heavy Breather Air Cleaner P/N 29400263 or 29400264.



A. SCREAMIN' EAGLE HEAVY BREATHER PERFORMANCE AIR CLEANER –
MILWAUKEE-EIGHT – CHROME



A. SCREAMIN' EAGLE HEAVY BREATHER PERFORMANCE AIR CLEANER –
MILWAUKEE-EIGHT – GLOSS BLACK



A. SCREAMIN' EAGLE HEAVY BREATHER
PERFORMANCE AIR CLEANER –
MILWAUKEE-EIGHT – CHROME



A. SCREAMIN' EAGLE HEAVY BREATHER
PERFORMANCE AIR CLEANER –
MILWAUKEE-EIGHT – GLOSS BLACK



B. SCREAMIN' EAGLE HEAVY BREATHER BILLET ALUMINUM FILTER COVER – GLOSS BLACK



Street legal and/or street compliant statements refer to product meeting 50-State emissions and noise standards in the United States.

Notice: The prices appearing in this catalog are the manufacturer's suggested retail prices. Actual retail prices may vary.



C. SCREAMIN' EAGLE VENTILATOR AIR CLEANER KIT – MILWAUKEE-EIGHT – CHROME



C. SCREAMIN' EAGLE VENTILATOR AIR CLEANER KIT – MILWAUKEE-EIGHT – GLOSS BLACK



C. SCREAMIN' EAGLE VENTILATOR AIR CLEANER KIT – MILWAUKEE-EIGHT – BLACK



D. DEFIANCE COLLECTION VENTILATOR AIR CLEANER TRIM – MILWAUKEE-EIGHT – CHROME



D. DEFIANCE COLLECTION VENTILATOR AIR CLEANER TRIM – MILWAUKEE-EIGHT – GLOSS BLACK



D. DEFIANCE COLLECTION VENTILATOR AIR CLEANER TRIM – MILWAUKEE-EIGHT – GLOSS BLACK WITH HIGHLIGHTS



D. DEFIANCE COLLECTION VENTILATOR AIR CLEANER TRIM – MILWAUKEE-EIGHT

MILWAUKEE-EIGHT® 15

Stage I Upgrade – Intake

C. SCREAMIN' EAGLE® VENTILATOR AIR CLEANER KIT – MILWAUKEE-EIGHT® ENGINE

This low-profile oval air cleaner features an exposed filter element and a cast back plate designed to provide maximum air flow to the throttle body. This easy-to-install air cleaner produces significant performance gains, while the stylish cover is tapered for added leg clearance. This complete kit includes low-profile air cleaner cover, high-flow filter element, cast aluminum back plate, diamond-cut Screamin' Eagle® medallion, and all required installation hardware. Protective Rain Sock P/N 29400177 or 29762-09 is available separately. 50-State U.S. EPA compliant.

Fits '18-later Softail®, and '17-later Touring and Trike models. All models require ECM calibration with Screamin' Eagle Pro Street Tuner for proper installation. ECE compliant on '17-later CVO™ Touring models.

29400299	Chrome.	\$299.95
29400298	Gloss Black.	\$299.95

D. DEFIANCE COLLECTION VENTILATOR AIR CLEANER TRIM – MILWAUKEE-EIGHT ENGINE

This forged and machined Defiance Air Cleaner Trim kit adds a premium touch to the Milwaukee-Eight® Ventilator Air Cleaner. The billet-style band with deep longitudinal lines and H-D logo wraps the center section of the Ventilator Air Cleaner face plate for a contemporary look. The Defiance Air Cleaner Trim is available in your choice of chrome, machine cut anodized black or full black finishes. Kit includes trim band and mounting hardware. Protective Rain Sock P/N 29400177 or 29762-09 is available separately.

Fits '18-later Softail, and '17-later Touring and Trike models equipped with Ventilator Air Cleaner P/N 29400298 or 29400299. Also fits '18-later Softail models with 114CI engines and '17-later CVO™ touring models with Original Equipment Ventilator Air Cleaner with separate purchase of Air Filter P/N 29400293.

61300768	Chrome.	\$134.95
61300769	Gloss Black Anodized.	\$134.95
61300770	Gloss Black with Highlights.	\$149.95

Street legal and/or street compliant statements refer to product meeting 50-State emissions and noise standards in the United States.

Notice: The prices appearing in this catalog are the manufacturer's suggested retail prices. Actual retail prices may vary.

16 MILWAUKEE-EIGHT®
Stage I Upgrade – Intake

A. SCREAMIN' EAGLE® WEDGE HIGH-FLOW
AIR CLEANER

Screamin' Eagle® High-Flow Air Cleaner Kits allow free breathing and unobstructed airflow to your Milwaukee-Eight® engine –while maintaining a subtle Original Equipment look. These kits feature a die-cast back plate sized to provide an open-element function that permits airflow around the entire perimeter of the air cleaner and through the ram air opening at the front. Your engine gets more air, and you feel more power throughout the rev range. Kit includes the die-cast back plate, a high-flow oiled-cotton filter element, all required installation gaskets and hardware and a diamond-cut Screamin' Eagle medallion to finish the look. Kits are available with your choice of chrome or textured black back plate to match your customizing style. 50-State U.S. EPA compliant.

Fits '17-later Touring and Trike models. Not compatible with air cleaner cover on CVO™ Touring models. All models require ECM calibration with Screamin' Eagle Pro Street Tuner for proper installation. ECE compliant on '17-later CVO Touring models.

29400246	Chrome.	\$184.95
29400245	Black.	\$174.95

Also available:
SCREAMIN' EAGLE AIR CLEANER MEDALLION –
MILWAUKEE-EIGHT

Dress your factory air cleaner cover with a diamond cut Screamin' Eagle medallion. Lock patch holds the medallion firmly in place and is easy to remove for access to the air cleaner hardware.

61300762	\$19.95
Fits '17-later Touring and Trike models equipped with Original Equipment air cleaner cover. Does not fit CVO models.	



A. SCREAMIN' EAGLE WEDGE HIGH-FLOW AIR CLEANER



A. SCREAMIN' EAGLE WEDGE HIGH-FLOW AIR CLEANER – CHROME



A. SCREAMIN' EAGLE WEDGE HIGH-FLOW AIR CLEANER – BLACK



Street legal and/or street compliant statements refer to product meeting 50-State emissions and noise standards in the United States.

Notice: The prices appearing in this catalog are the manufacturer's suggested retail prices. Actual retail prices may vary.

B. SCREAMIN' EAGLE® ROUND EXTREME-FLOW AIR CLEANER – CENTER BOLT

The open-face filter design of the Screamin' Eagle® Extreme-Flow Air Cleaner Kit provides 60% more filtered surface area to flow 11% more air than a traditional perimeter high-flow filter. When combined with the smooth radius die-cast back plate, this open filter can feed a large displacement engine with an unobstructed flow of clean air. While sized to fit behind Original Equipment or accessory center-bolt air cleaner covers, the deep open-face filter provides maximum air-flow and style when paired with a matching open-face air cleaner trim option. Kit includes the gloss-black finished die-cast back plate, an open-face washable oiled-cotton filter element, and all required installation gaskets and hardware. Optional Rain Sock P/N 29400362 is available to protect the exposed element in inclement weather. 50-State U.S. EPA compliant.

29400357 Extreme Open-Face Filter. **\$199.95**
Fits '18-later Softail® and '17-later Touring and Trike models. '17-later Touring and Trike models require separate purchase of accessory round air cleaner cover or trim. Not compatible with air cleaner cover on CVO™ Touring models. All models require ECM calibration with Screamin' Eagle Pro Street Tuner for proper installation.

C. SCREAMIN' EAGLE ROUND HIGH-FLOW AIR CLEANER – CENTER BOLT

The Screamin' Eagle High-Flow Air Cleaner Kit provides increased airflow to boost the power of your Milwaukee-Eight® engine equipped model. The one-piece cast back plate is system-matched to the throttle body to deliver a smooth uninterrupted flow, and shaped to permit air to enter around the entire perimeter of the air cleaner housing. The back plate is topped with a washable perimeter-flow oiled-cotton filter element that captures debris while passing significantly more air than the stock filter. This High Flow Air Cleaner can be dressed with most round Original Equipment or accessory center-bolt air cleaner covers. Or choose to flaunt your performance gains with the open element look, and finish it off with custom Air Cleaner Trim from one of the Harley-Davidson® decorative collections. This kit includes air cleaner element, gloss black back plate, breather and all required hardware. Optional Rain Sock P/N 29400363 is available to protect the exposed element in inclement weather. 50-State U.S. EPA compliant.

29400355 **\$184.95**
Fits '18-later Softail and '17-later Touring and Trike models. '17-later Touring and Trike models require separate purchase of accessory round air cleaner cover or trim. Not compatible with air cleaner cover on CVO Touring models. All models require ECM calibration with Screamin' Eagle Pro Street Tuner for proper installation.

D. SCREAMIN' EAGLE ROUND HIGH-FLOW AIR CLEANER – PERIMETER BOLT

Feed your engine more air while maintaining the fresh-from-the-factory look. Designed to accept the Original Equipment Softail perimeter-bolt air cleaner cover, this Screamin' Eagle High-Flow Air Cleaner Kit allows free breathing and unobstructed airflow to your Milwaukee-Eight engine. The die-cast back plate is sized to permit airflow around the entire perimeter of the air cleaner. Your engine gets more air, and you feel more power throughout the rev range. The back plate features 5 threaded lugs that accept the perimeter-bolt air cleaner cover, and a chamfered throat that allows smooth flow into the throttle body. The kit includes the gloss-black finished die-cast back plate, a perimeter-flow washable oiled-cotton filter element, all required installation gaskets and hardware and a laser-engraved Screamin' Eagle medallion to finish the look. Optional Rain Sock P/N 29400363 is available to protect the exposed element in inclement weather. 50-State U.S. EPA compliant.

29400356 **\$184.95**
Fits '18-later FLFB, FLFBS, FXBB, FXBR, FXBRS, FXFB and FXFBS models with Original Equipment perimeter-bolt air cleaner cover. Not recommended for use with center-bolt air cleaner covers or trim. All models require ECM calibration with Screamin' Eagle Pro Street Tuner for proper installation.

Street legal and/or street compliant statements refer to product meeting 50-State emissions and noise standards in the United States.

Notice: The prices appearing in this catalog are the manufacturer's suggested retail prices. Actual retail prices may vary.



AIR CLEANER FILTER ELEMENT COMPARISON



B. SCREAMIN' EAGLE ROUND EXTREME-FLOW AIR CLEANER – CENTER BOLT



C. SCREAMIN' EAGLE ROUND HIGH-FLOW AIR CLEANER – CENTER BOLT



D. SCREAMIN' EAGLE ROUND HIGH-FLOW AIR CLEANER – PERIMETER BOLT



18 MILWAUKEE-EIGHT®
Stage I Upgrade – Softail® Exhaust

A. SCREAMIN' EAGLE® STREET CANNON MUFFLERS – CHROME

Call attention to your ride without calling attention to your ride. Tuned to provide a deep base exhaust note and great rumble throughout the RPM range, these 3.5" Street Cannon mufflers deliver the famous Harley sound while preserving the peace with your neighbors. You get a nice bark when you get on the throttle, and a deep mellow tone when cruising at constant speed. The tuned baffles work with the internal high-flow catalyst to strike the perfect balance required to deliver performance that you can feel in your gut. The large 3.5" diameter Street Cannons provide free flow of exhaust gases with just the right amount of back pressure for a smooth-running ride. Mufflers include matching chrome end caps with subtle engraved Screamin' Eagle logo. Looking to black out your ride? Optional satin black wrap-around muffler shields and end caps are available to complete the look.

64900636 Short – Domestic. **\$549.95**
Fits '18-later FLDE, FLHC and FLHCS models. Includes chrome muffler end caps. Installation requires separate purchase of Muffler Clamps P/N 65900012 (Qty 2) and Exhaust Gaskets P/N 65900017 (Qty 2). All models require ECM calibration with Screamin' Eagle® Pro Street Tuner (sold separately). 50-State U.S. EPA compliant.

64900638 Short – ECE Certified. **\$674.95**
Designed for International markets that require ECE certified mufflers. Fits '18-later FLDE, FLHC and FLHCS models. Includes chrome muffler end caps. Installation requires separate purchase of Muffler Clamps P/N 65900012 (Qty 2) and Exhaust Gaskets P/N 65900017 (Qty 2).

64900690 Long – Domestic. **\$549.95**
Fits '18-later FLFB, FLFBS, FLFL, FXBB, FXBR, FXBRS and FXLR models. Includes chrome muffler end caps. Installation requires separate purchase of Muffler Clamps P/N 65900012 (Qty 2) and Exhaust Gaskets P/N 65900017 (Qty 2). All models require ECM calibration with Screamin' Eagle Pro Street Tuner (sold separately). 50-State U.S. EPA compliant.

64900691 Long – ECE Certified. **\$674.95**
Designed for International markets that require ECE certified mufflers. Fits '18-later FLFB, FLFBS, FLFL, FXBB, FXBR, FXBRS and FXLR models. Includes chrome muffler end caps. Installation requires separate purchase of Muffler Clamps P/N 65900012 (Qty 2) and Exhaust Gaskets P/N 65900017 (Qty 2).

B. MUFFLER END CAPS – 3.5" SATIN BLACK

These easy-to-install caps allow you to finish your Softail® 3.5" Screamin Eagle Street Cannon mufflers your way. Sold in pairs these Satin Black end caps feature a subtle engraved Screamin' Eagle script for a clean look. Installation hardware included.

65100153 **\$109.95**
Fits '18-later Softail models equipped with Screamin' Eagle Street Cannon Mufflers P/N 64900636, 64900638, 64900690 or 64900691.



A. SCREAMIN' EAGLE STREET CANNON MUFFLERS – CHROME, SHORT
(SHOWN ON SOFTAIL DELUXE MODEL)



A. SCREAMIN' EAGLE STREET CANNON MUFFLERS – CHROME, LONG
(SHOWN ON FAT BOY MODEL)



A. STANDARD CHROME MUFFLER END CAPS
(INCLUDED WITH STREET CANNON MUFFLERS)



B. SCREAMIN' EAGLE SATIN BLACK MUFFLER
END CAPS

Street legal and/or street compliant statements refer to product meeting 50-State emissions and noise standards in the United States.

Notice: The prices appearing in this catalog are the manufacturer's suggested retail prices. Actual retail prices may vary.



C. SATIN BLACK MUFFLER SHIELDS – SHORT
(SHOWN ON FLHC MODEL WITH SATIN BLACK EXHAUST SHIELDS)



C. SATIN BLACK MUFFLER SHIELDS – LONG
(SHOWN ON FAT BOY MODEL WITH SATIN BLACK EXHAUST SHIELDS)



C. SCREAMIN' EAGLE MUFFLER SHIELDS – SATIN BLACK



C. SATIN BLACK EXHAUST SHIELD KITS

MILWAUKEE-EIGHT® 19

Stage I Upgrade – Softail® Exhaust

C. SATIN BLACK MUFFLER SHIELDS

Complete the blacked out look. These rich satin-black shields wrap the chrome Street Cannon mufflers and complete the conversion to a sinister look. Styled to hug the lines of the mufflers, the blunt-cut shields are sized to expose the muffler end cap for a custom touch. Easy-to-install kit includes front and rear shields and black mounting clamps.

65400457 Short Shields. **\$129.95**
Fits '18-later FLDE, FLHC and FLHCS models equipped with Screamin' Eagle® Street Cannon Mufflers P/N 64900636 or 64900638.

65400461 Long Shields. **\$129.95**
Fits '18-later FLFB, FLFBS, FLFL, FXBB, FXBR, FXBRS and FXLR models equipped with Screamin' Eagle Street Cannon Mufflers P/N 64900690 or 64900691.

Shown with:

SATIN BLACK EXHAUST SHIELD KIT

Extend the custom look along the bike's entire profile. These formed steel exhaust shields are available in a unique satin black ceramic finish that complements black Screamin' Eagle Street Cannon Muffler Shields. This exhaust shield kit has survived stringent Harley-Davidson testing for durability and corrosion resistance. Manufactured to Original Equipment standards for exact fit, the easy-to-install kit includes front and rear head pipe shields.

65400458 **\$199.95**
Fits '18-later FLDE, FLHC and FLHCS models.

65400459 **\$199.95**
Fits '18-later FLFL and FXLR models.

65400460 **\$199.95**
Fits '18-later FLFB, FLFBS, FXBR and FXBRS models.

MILWAUKEE-EIGHT

Street legal and/or street compliant statements refer to product meeting 50-State emissions and noise standards in the United States.

Notice: The prices appearing in this catalog are the manufacturer's suggested retail prices. Actual retail prices may vary.

20 MILWAUKEE-EIGHT®
Stage I Upgrade – Softail® Exhaust

A. SCREAMIN' EAGLE® STREET CANNON
MUFFLERS – FAT BOB® MODELS

These 4.5" street compliant high-flow mufflers have been specifically tuned to deliver an aggressive exhaust note and improved performance. The straight-through perforated baffle reduces airflow restriction, and produces a rich exhaust note throughout the entire RPM range. You get a great performance, a powerful base rumble and a throaty tone while on the throttle, while maintaining a mellow note while cruising. Available in your choice of Brushed Satin Chrome or heat resistant Satin Black ceramic finish. Matching or contrasting end caps (sold separately) complete the custom look.

Fits '18-later FXFB and FXFBS models. Installation requires separate purchase of Muffler End Caps P/N 65100122 or 65100123. All models require ECM calibration with Screamin' Eagle® Pro Street Tuner (sold separately). 50-State U.S. EPA compliant.

64900640	Brushed Satin Chrome.	\$499.95
64900641	Satin Black.	\$499.95

Designed for International markets that require ECE certified mufflers. Fits '18-later FXFB and FXFBS models. Installation requires separate purchase of Muffler End Caps P/N 65100122 or 65100123.

64900642	Brushed Satin Chrome.	\$499.95
64900643	Satin Black.	\$499.95

B. MUFFLER END CAPS – 4.5" FAT BOB

These easy-to-install caps allow you to finish your 4.5" Fat Bob Screamin' Eagle mufflers your way. Sold in pairs these Brushed Satin Chrome or Satin Black end caps feature a subtle engraved Screamin' Eagle script for a clean look. Installation hardware included.

Fits '18-later FXFB and FXFBS models equipped with Screamin' Eagle Street Cannon Mufflers P/N 64900640, 64900641, 64900642 and 64900643.

65100123	Brushed Satin Chrome.	\$119.95
65100122	Satin Black.	\$119.95



A. SCREAMIN' EAGLE STREET CANNON MUFFLERS – FAT BOB, BRUSHED SATIN CHROME



A. SCREAMIN' EAGLE STREET CANNON MUFFLERS – FAT BOB, SATIN BLACK



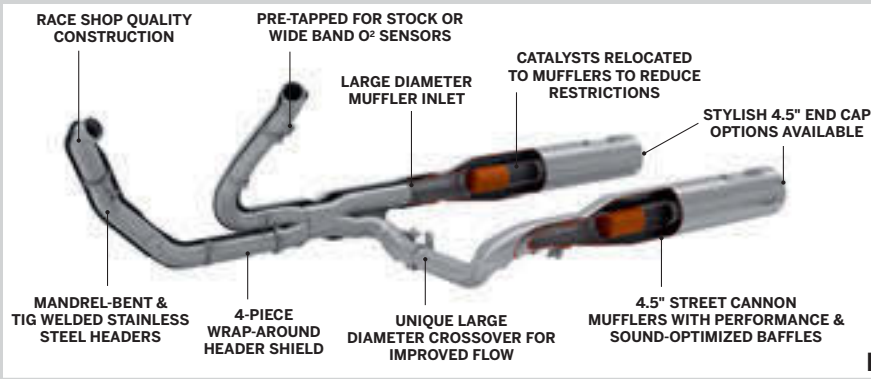
A. SCREAMIN' EAGLE STREET CANNON
MUFFLERS – FAT BOB



B. MUFFLER END CAPS – 4.5" FAT BOB

Street legal and/or street compliant statements refer to product meeting 50-State emissions and noise standards in the United States.

Notice: The prices appearing in this catalog are the manufacturer's suggested retail prices. Actual retail prices may vary.



C. SCREAMIN' EAGLE HIGH-FLOW EXHAUST SYSTEM WITH STREET CANNON MUFFLERS



C. SCREAMIN' EAGLE HIGH-FLOW EXHAUST SYSTEM WITH STREET CANNON MUFFLERS – CHROME (SHOWN WITH TWO-PIECE MUFFLER END CAPS)



C. SCREAMIN' EAGLE HIGH-FLOW EXHAUST SYSTEM WITH STREET CANNON MUFFLERS – SATIN BLACK (SHOWN WITH TWO-PIECE MUFFLER END CAPS)



C. HIGH-FLOW EXHAUST – CHROME



C. HIGH-FLOW EXHAUST – SATIN BLACK

C. SCREAMIN' EAGLE® HIGH-FLOW EXHAUST SYSTEM WITH STREET CANNON MUFFLERS

The Screamin' Eagle® High-Flow Exhaust system provides bolt-on performance by reducing the catalyst restrictions and improving exhaust flow. This exhaust system is optimized for use with Screamin' Eagle Stage Kit-equipped Milwaukee-Eight® engines. The complete exhaust system starts with race-shop constructed oversized mandrel-bent and hand TIG-welded stainless steel head pipes, and flows through a unique crossover to improve the flow of spent cylinder gasses. The large inlet 4.5" Street Cannon mufflers feature baffles that are optimized for aggressive performance and sound under acceleration, and deliver a rich mellow note. The combination of tuned-flow headers and Street Cannon mufflers with relocated catalyst maximizes horsepower, maintains solid midrange torque and manages heat. The proof is in the horsepower and torque numbers. Dial the system to your motorcycle by using the Screamin' Eagle Pro Street Tuner to tune your ECM specifically to match your performance upgrades. The complete system includes exhaust headers pre-tapped for standard or Screamin' Eagle wide-band O2 sensors, large 4.5" diameter Street Cannon mufflers, and matching exhaust heat shields. Complete the look with your choice of custom muffler end caps (sold separately). 50-State U.S. EPA compliant.

Fits '17-later Touring models. Does not fit Trike models. Separate purchase of Screamin' Eagle 4.5" end caps required. All models require ECM calibration with Screamin' Eagle Pro Street Tuner for proper installation. See Dealer for details.

64800059	Chrome.	\$1,299.95
64800062	Satin Black.	\$1,399.95

Notice: The prices appearing in this catalog are the manufacturer's suggested retail prices. Actual retail prices may vary.

22 MILWAUKEE-EIGHT®
Stage I Upgrade – Touring Exhaust

A. SCREAMIN' EAGLE® STREET CANNON PERFORMANCE SLIP-ON MUFFLERS – 4.5"

Dialed in to enhance the performance of the Milwaukee-Eight® engine, these slip-on mufflers feature a large inlet for improved airflow. When teamed with a free-flowing air cleaner, these Street Cannon mufflers deliver horsepower and torque gains you can feel. The large 4.5" diameter mufflers are tuned to provide a rich exhaust note, a deep bass rumble, and great throaty sound when you roll on the throttle. But to strike a balance with your neighbors, the large internal volume and strategically designed baffles help maintain the peace at partial throttle. The large diameter body adds a muscular look to your ride, and the newly designed mounts keep the mufflers tucked in close to the bags for a clean profile. These Street Cannon mufflers feature a die-cast Screamin' Eagle® medallion on their flanks, and can be fitted with a wide variety of styled muffler end caps to provide the perfect finishing touch.

Fits '17-later Touring models. Does not fit Trike models. Installation requires separate purchase of Muffler Clamps P/N 65900012 and 65900015. Requires separate purchase of end caps. All models require ECM calibration with Screamin' Eagle Pro Street Tuner for proper installation. 50-State U.S. EPA compliant.

64900552	Chrome.	\$449.95
64900553	Satin Black.	\$499.95

Fits '17-later Touring models. Does not fit Trike models. Designed for International markets that require ECE certified mufflers. Includes matching Two-piece Muffler end caps. Installation requires separate purchase of Muffler Clamps P/N 65900012 and 65900015.

64900555	Chrome – ECE Certified.	\$599.95
64900554	Satin Black – ECE Certified.	\$699.95

B. SATIN BLACK EXHAUST SHIELD KIT

These formed steel exhaust shields feature a unique black coating that complements the finish of the Screamin' Eagle black slip-on mufflers. The rich black coating maintains its uniform black finish and has survived stringent Harley-Davidson testing for durability and corrosion resistance. Manufactured to Original Equipment standards for exacting fit, the easy-to-install kit includes front and rear head pipe shields.

65400285	\$249.95
----------	----------

Fits '17-later Touring and Trike models.



A. SCREAMIN' EAGLE STREET CANNON PERFORMANCE SLIP-ON MUFFLERS – 4.5" – CHROME
(SHOWN WITH CHROME TWO-PIECE END CAPS)



A. SCREAMIN' EAGLE STREET CANNON PERFORMANCE SLIP-ON MUFFLERS – 4.5" – SATIN BLACK
(SHOWN WITH SATIN BLACK TWO-PIECE END CAPS)



B. SATIN BLACK EXHAUST SHIELD KIT

Street legal and/or street compliant statements refer to product meeting 50-State emissions and noise standards in the United States.

Notice: The prices appearing in this catalog are the manufacturer's suggested retail prices. Actual retail prices may vary.



C. TWO-PIECE MUFFLER END CAP KIT – 4.5" – CHROME



C. TWO-PIECE MUFFLER END CAP KIT – 4.5" – SATIN BLACK



D. DEFIANCE COLLECTION
MUFFLER END CAP KIT – 4.5" –
CHROME



D. DEFIANCE COLLECTION
MUFFLER END CAP KIT – 4.5" –
GLOSS BLACK ANODIZED



D. DEFIANCE COLLECTION
MUFFLER END CAP KIT – 4.5" –
GLOSS BLACK WITH HIGHLIGHTS



D. DEFIANCE COLLECTION
MUFFLER END CAPS



E. BLUNT SLASH UP/DOWN/OUT
MUFFLER END CAP KIT – 4.5" – CHROME



E. BLUNT SLASH UP/DOWN/OUT
MUFFLER END CAP KIT – 4.5" – SATIN BLACK

MILWAUKEE-EIGHT® 23

Stage I Upgrade – Touring Exhaust

C. TWO-PIECE MUFFLER END CAP KIT – 4.5"

Shaped to provide a complete finishing touch to the rear of your bike, these slash cut end caps feature a reverse cone rolled edge for a massive solid billet look. The reverse cone opening hugs the internal slotted flash suppressor-inspired barrel for a weapons-grade style.

Fits '17-later Touring models equipped with 4.5" Screamin' Eagle® Street Cannon mufflers. Does not fit CVO™ Touring mufflers.

65100078	Chrome.	\$149.95
65100076	Satin Black.	\$149.95

D. DEFIANCE COLLECTION MUFFLER END CAP KIT – 4.5"

Show your complete disregard for the rules. Anything but traditional, these forged aluminum muffler end caps add a new rebellious look to your bike. The deep longitudinal lines add visual length to the bike's profile, and the big, beefy look is the perfect complement to the Street Cannon 4.5" mufflers. Available in your choice of chrome, machine cut anodized black or full black finishes, this kit includes two end caps and all required mounting hardware.

Fits '17-later Touring models equipped with 4.5" Screamin' Eagle Street Cannon mufflers. Does not fit CVO Touring mufflers.

65100095	Chrome.	\$184.95
65100096	Gloss Black Anodized.	\$184.95
65100097	Gloss Black with Machined Highlights.	\$199.95

E. BLUNT SLASH UP/DOWN/OUT MUFFLER END CAP KIT – 4.5"

These easy-to-install slash cut end caps allow you to finish your 4.5" Screamin' Eagle Street Cannon mufflers your way. Sold in pairs. Installation hardware included.

Fits '17-later Touring models equipped with 4.5" Screamin' Eagle Street Cannon mufflers. Does not fit CVO Touring mufflers.

65100085	Chrome.	\$99.95
65100084	Satin Black.	\$99.95

Notice: The prices appearing in this catalog are the manufacturer's suggested retail prices. Actual retail prices may vary.

24 MILWAUKEE-EIGHT®
Stage I Upgrade – Trike Exhaust

A. SCREAMIN' EAGLE® STREET CANNON PERFORMANCE SLIP-ON MUFFLERS

Cue the orchestra. We tuned these mufflers to provide an exhaust note with some extra deep bass. You get the rumble you want and enhance that famous Harley sound, while preserving the peace with your neighbors. The tuned baffles work with the large internal volume to strike the perfect balance required to deliver performance that you can feel in your gut. The large 4.0" diameter Street Cannons provide free flow of exhaust gases with just the right amount of back pressure for a smooth-running ride. The die-cast Screamin' Eagle® medallion adds a rich touch to your bike's profile and a large selection of end cap designs are available (sold separately) to provide the perfect finishing touch. 50-State U.S. EPA compliant.

Fits '09-'16 Touring and '09-later Trike models (except CVO™ models and '10 FLHX and FLTRX models). Installation requires separate purchase of 4" end caps and Muffler Clamps P/N 65296-95A (Qty 2). All EFI models require ECM calibration for proper installation. '17-later models require recalibration with Screamin' Eagle Pro Street Tuner (sold separately).

64900186B	Chrome.	\$399.95
64900187B	Jet Black.	\$449.95

B. MUFFLER END CAPS – 4"

These End Cap Kits allow you to personalize your Screamin' Eagle Street Performance Touring Mufflers. Available in your choice of styles, these easy-to-install caps are dressed with the same finish as the mufflers and exhaust shields for a consistent look front to back. Sold in pairs, the kit includes all required mounting hardware.

Fits '09-'16 Touring and '09-later Trike models equipped with Screamin' Eagle Street Cannon Touring 4" End Cap Mufflers. Does not fit 4" CVO Touring mufflers.

65100062	Short Slash.	\$89.95
65100016	Revolver.	\$99.95
65100015	Piston.	\$99.95
65100019	Slash Up/Down/Out.	\$99.95
65100018	Billet Tapered Slash.	\$149.95
65100017	Fishtail.	\$149.95
65100028	Satin Black Anodized.	\$149.95
80611-09	Blunt Revolver.	\$129.95

Street legal and/or street compliant statements refer to product meeting 50-State emissions and noise standards in the United States.

Notice: The prices appearing in this catalog are the manufacturer's suggested retail prices. Actual retail prices may vary.



A. SCREAMIN' EAGLE STREET CANNON PERFORMANCE SLIP-ON MUFFLERS
(SHOWN WITH SLASH UP/DOWN/OUT END CAPS)



B. MUFFLER END CAPS – 4"

THE BASICS

- Choose a **TORQUE CAM** or **POWER CAM** based on riding style
- A performance cam increases both the lift in the valve train (pushing the valve open further) and the duration of the valve opening (how long the valve stays open)

When installed by an authorized Harley-Davidson® Dealer at the time of vehicle delivery, compliant kits do not impact the vehicle's limited warranty.

THE PERFORMANCE

TORQUE KIT

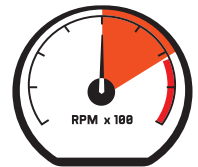
- The rider will feel up to a 15% increase in performance in the low- to mid- RPM range
- Experience crisp throttle response and acceleration that can be felt at slower speeds, perfect for passing slow moving vehicles without downshifting

POWER KIT

- The rider will feel up to a 25% increase in performance in the mid- to upper- RPM range
- Experience an adrenaline-pumping burst of speed while heading towards the red line



TORQUE



POWER



C. SCREAMIN' EAGLE® MILWAUKEE-EIGHT® STAGE II – TORQUE KIT

This kit was developed for the budget minded rider that wants to experience crisp throttle response and acceleration they can feel at slower speeds. The 5% increase in torque can be felt immediately off the line and continues to build by up to a 14% increase @ 4500 RPM – the ideal power band for passing slow moving vehicles.

- Delivers enhanced torque and horsepower in the low to mid RPM range
- Produces passing power without a downshift or high revs
- Minimally invasive only requiring opening of the cam chest
- Retains Original Equipment Factory Warranty
- 50-State U.S. EPA compliant

92500047

\$399.95

Fits '18-later Softail® and '17-later Touring models. Does not fit Trike models. Requires separate purchase of Cam Drive Retention Kit P/N 25566-06. Installation may require Cam Spacer Kit P/N 25928-06. All models require ECM calibration with Screamin' Eagle® Pro Street Tuner for proper installation. See Dealer for details.

D. SCREAMIN' EAGLE MILWAUKEE-EIGHT® STAGE II – POWER KIT

This kit was developed for the budget minded rider that wants to experience that adrenaline-pumping burst of speed while heading toward the red line. The additional power starts to build @ 3000 RPM and continues to build by up to 24% at redline. Riding the bike aggressively will require downshifting to lower gears to keep the engine operating in the higher RPM range.

- Ideal for riders looking for excitement and are willing to ride in the upper RPM range
- Produces greater acceleration in the mid and upper RPM range
- Minimally invasive only requiring opening of the cam chest
- Retains Original Equipment Factory Warranty
- 50-State U.S. EPA compliant

92500058

\$399.95

Fits '18-later Softail and '17-later Touring models. Does not fit Trike models. Requires separate purchase of Cam Drive Retention Kit P/N 25566-06. Installation may require Cam Spacer Kit P/N 25928-06. All models require ECM calibration with Screamin' Eagle Pro Street Tuner for proper installation. See Dealer for details.

Street legal and/or street compliant statements refer to product meeting 50-State emissions and noise standards in the United States.


Notice: The prices appearing in this catalog are the manufacturer's suggested retail prices. Actual retail prices may vary.

THE BASICS

- An increase in engine displacement allows the engine to swallow more air and fuel, a higher compression piston squeezes the air and fuel into a more volatile mixture and when combined, generates more power when ignited
- Displacement increases are accomplished with larger cylinders, matching pistons, and the proper cam upgrade

THE PERFORMANCE

- Riders will experience a performance increase throughout the entire RPM range, with up to a 35% increase in the mid- to upper- RPM range
- Produces instant passing power without downshifting
- Delivers excellent stoplight to freeway speed and on-ramp acceleration



When installed by an authorized Harley-Davidson® Dealer at the time of vehicle delivery, compliant kits do not impact the vehicle's limited warranty.

A. SCREAMIN' EAGLE® MILWAUKEE-EIGHT®
ENGINE STAGE III KIT

This kit was developed for the rider looking for a solid seat of the pants increase you can feel – every time you roll on the throttle. The increase in displacement and the bump in compression deliver a significant increase in torque and power over stock while restoring the sensation of riding solo when taking that long trip with a passenger and luggage. The Stage III 107 to 114 upgrade delivers up to 39% more power, and the 114 to 117 upgrade increases power by up to 24% when compared to the Original Equipment engine configurations. The increased compression and cam upgrade will also deliver 17% improvement over a stock CVO117 configuration.

- Delivers increased throttle response throughout the entire RPM range
- Produces flexible roll-on passing power without a required downshift
- Delivers excellent stop-light to freeway speed on-ramp acceleration
- Retains Original Equipment Factory Warranty
- 50-State U.S. EPA compliant

- Kits include the following Screamin' Eagle® components:
- Screamin' Eagle 4.075" Bolt-On Cylinders
 - Forged 11:1 High Compression Aluminum Coated Pistons
 - High performance Piston Rings
 - SE8-498 Cam
 - Screamin' Eagle Performance Valve Springs
 - Screamin' Eagle High Performance Tappets
 - Multi-layer coated Head Gaskets
 - Cylinder Base and Cam Cover Gaskets



Stage III – 107CI to 114CI
Fits '18-later Softail® and '17-later Touring models equipped with 107CI Milwaukee-Eight® engine. Does not fit Trike models. Requires separate purchase of Cam Drive Retention Kit P/N 25566-06. Installation may require Cam Spacer Kit P/N 25928-06. All models require ECM calibration with Screamin' Eagle Pro Street Tuner for proper installation.

92500056	Black Highlighted.	\$1,595.95
92500070	Black Non-Highlighted	\$1,595.95

Stage III – 114CI to 117CI
Fits '18-later Softail and '17-later Touring models equipped with 114CI Milwaukee-Eight engine. Does not fit Trike models. Requires separate purchase of Cam Drive Retention Kit P/N 25566-06. Installation may require Cam Spacer Kit P/N 25928-06. All models require ECM calibration with Screamin' Eagle Pro Street Tuner for proper installation.

92500072	Black Highlighted.	\$1,595.95
92500071	Black Non-Highlighted.	\$1,595.95

Stage III – 114CI to 117CI or 117CI to 117CI
Fits '18-later Softail and '17-later CVO™ Touring models equipped with 114CI or 117CI Milwaukee-Eight engine. Requires separate purchase of Cam Drive Retention Kit P/N 25566-06. Installation may require Cam Spacer Kit P/N 25928-06. All models require ECM calibration with Screamin' Eagle Pro Street Tuner for proper installation.

92500057	Black Granite.	\$1,595.95
----------	----------------	------------

THE BASICS

- Highest level performance upgrade available to provide a maximum increase in displacement, compression and flow
- Higher-flowing CNC ported cylinder heads and larger bore throttle body increase the velocity and feed large volumes of air and fuel into the engine, which maximizes power on a larger displacement engine
- Combines ported cylinder heads and larger throttle body in combination with cylinders, matching pistons and proper cam

B. SCREAMIN' EAGLE® MILWAUKEE-EIGHT® ENGINE STAGE IV KIT

This Stage IV Kit was developed to deliver maximum horsepower from the Milwaukee-Eight® engine - all the way to the redline. The system-matched combination of larger displacement cylinders, free flowing CNC-Ported cylinder heads and a cam with the highest available valve lift are the starting point to building the perfect engine for the performance junkie. The addition of the large 64mm bore throttle body and high-flow injectors provides great acceleration from first gear through sixth and exceptional response at the twist of the throttle. Designed for a high level of flexibility, this package is ideal for riders who want stomp pulling torque throughout the RPM range and also crave plenty of arm-pulling acceleration when you whack the throttle. The Stage IV 107 to 114 upgrade delivers up to 52% more power, and the 114 to 117 upgrade increases power by up to 40% when compared to the Original Equipment engine configurations.

- Delivers increased response throughout the entire RPM range
- Provides thrilling acceleration when twisting the throttle
- Maintains flat torque curve from cruising RPM to redline
- Can be installed without removing the engine from the chassis
- Retains Original Equipment Factory Warranty
- 50-State U.S. EPA compliant

Kits includes:

- Screamin' Eagle® CNC Ported Cylinder Heads with Performance Valve Springs
- Screamin' Eagle 64mm Throttle Body
- Screamin' Eagle High Flow Injectors (5.5g/s)
- Screamin' Eagle 4.075" Bolt-On Cylinders
- Forged 11:1 High Compression Aluminum Coated Pistons
- High Performance Piston Rings
- SE8-515 Cam
- Screamin' Eagle Cam Bearing Upgrade
- Screamin' Eagle High Performance Tappets
- Multi-layer Coated Head Gaskets
- Top End, Cylinder Base and Cam Cover Gaskets

Stage IV – 107CI to 114CI – Air/Oil Cooled

92500062 Black Highlighted. **\$2,595.95**
Fits '18-later Softail and '17-later Touring models equipped with air/oil cooled 107CI Milwaukee-Eight engine. Does not fit Trike models. Requires separate purchase of Cam Drive Retention Kit P/N 25566-06. Installation may require Cam Spacer Kit P/N 25928-06. All models require ECM calibration with Screamin' Eagle Pro Street Tuner for proper installation.

Stage IV – 114CI to 117CI – Air/Oil Cooled

92500073 Black Highlighted. **\$2,595.95**
Fits '18-later Softail® and '17-later Touring models equipped with air/oil cooled 114CI Milwaukee-Eight engine. Does not fit Trike models. Requires separate purchase of Cam Drive Retention Kit P/N 25566-06. Installation may require Cam Spacer Kit P/N 25928-06. All models require ECM calibration with Screamin' Eagle Pro Street Tuner for proper installation.

THE PERFORMANCE

- The rider will feel exceptional acceleration, delivering significant gains and up to a 40%* increase in the higher RPM range

When installed by an authorized Harley-Davidson® Dealer at the time of vehicle delivery, compliant kits do not impact the vehicle's limited warranty.



Stage IV – 117CI to 117CI – Air/Oil Cooled

92500076 Black Granite. **\$2,595.95**
Fits '18-later CVO™ FLHXSE and FLTRXSE models equipped with air/oil cooled 117CI Milwaukee-Eight engine. Requires separate purchase of Cam Drive Retention Kit P/N 25566-06. Installation may require Cam Spacer Kit P/N 25928-06. All models require ECM calibration with Screamin' Eagle Pro Street Tuner for proper installation.

Stage IV – 107CI to 114CI – Twin-Cooled™

92500060 Black Highlighted. **\$2,595.95**
Fits '17-later CVO Touring models equipped with Twin-Cooled 107CI Milwaukee-Eight engine. Does not fit Trike models. Requires separate purchase of Cam Drive Retention Kit P/N 25566-06. Installation may require Cam Spacer Kit P/N 25928-06. All models require ECM calibration with Screamin' Eagle Pro Street Tuner for proper installation.

Stage IV – 114CI to 117CI – Twin-Cooled

92500064 Black Granite. **\$2,595.95**
Fits '18-later CVO Touring models equipped with 114CI Milwaukee-Eight engine. Requires separate purchase of Cam Drive Retention Kit P/N 25566-06. Installation may require Cam Spacer Kit P/N 25928-06. All models require ECM calibration with Screamin' Eagle Pro Street Tuner for proper installation.

Street legal and/or street compliant statements refer to product meeting 50-State emissions and noise standards in the United States.

Notice: The prices appearing in this catalog are the manufacturer's suggested retail prices. Actual retail prices may vary.

28 MILWAUKEE-EIGHT®
Builders Components

A. SCREAMIN' EAGLE® PERFORMANCE CAMS 
Fits '18-later Softail and '17-later Touring models. Requires separate purchase of Cam Drive Retention Kit P/N 25566-06. Installation may require Cam Spacer Kit P/N 25928-06. All models require ECM calibration with Screamin' Eagle® Pro Street Tuner for proper installation.

SCREAMIN' EAGLE SE8-447 CAM – TORQUE

The SE8-447 Cam is designed to enhance torque in the low-to mid-RPM band while increasing power as the tach sweeps to the mid RPM range. When installed in a heavy bike, this cam responds well to a roll-on throttle twist in the 2500-4500 RPM range. Ideal for riders looking for crisp throttle response and acceleration they can feel at slower speeds, the SE8-447 Cam is perfect for passing slow moving vehicles without excessive throttle twisting. The cam works well with stock valve springs and the bolt-in design allows for quick installation when combined with an adjustable pushrod kit.

25400199 **\$189.95**

SCREAMIN' EAGLE SE8-462 CAM – POWER

The SE8-462 Cam is designed with a focus on improving power in the mid-and upper-RPM band. This cam delivers thrilling acceleration and crisp throttle response that the rider can feel – even on a heavy, fully-loaded bike. Ideal for the rider who likes to downshift and keep the engine “on the boil”, this cam provides a real adrenaline rush as you twist open the throttle. This cam reacts well to an aggressive throttle application and higher engine speed. The cam profile works well with stock valve springs and the bolt-in design allows for quick installation when combined with an adjustable pushrod kit.

25400200 **\$189.95**

SCREAMIN' EAGLE SE8-498 CAM – POWER

The SE8-498 Cam delivers kick-butt acceleration you will feel on the straightaway, and is ideal for the rider that wants to feel the exhilaration of acceleration at high engine speeds. This cam responds well to a healthy twist of the throttle, and is the perfect match for a lighter Touring bike with a free-breathing bigger displacement engine. The SE8-498 Cam is featured as standard equipment in the Screamin' Eagle Stage III Big Bore kits for Milwaukee-Eight® engines. The high-lift profile produces more power by opening the valves further for more complete filling and evacuation of the cylinders. To accommodate this extended lift, Performance Valve Springs (P/N 18100080) are used.

25400202 **\$189.95**

SCREAMIN' EAGLE® SE8-515 CAM – POWER

The SE8-515 Cam is designed in conjunction with the system-matched components contained in the Screamin' Eagle Stage IV Kit. The cam's high lift and long duration profile is ideal for opening the valves to efficiently fill the combustion chamber of larger displacement engines. Adding fuel/air volume in the cylinder yields a more powerful combustion event, and results in more power and significantly more torque delivered to the rear wheel. You feel harder acceleration off the line, and more mid-range and high RPM horsepower. And because these high-lift cams are engineered with Harley-Davidson's cam dynamics testing, you maintain quiet operation and have seamless integration with the engine's valve train components. To accommodate the extended lift, Performance Valve Springs (P/N 18100080) must be installed.

25400201 **\$189.95**



A. SCREAMIN' EAGLE PERFORMANCE CAMS – MILWAUKEE-EIGHT POWERTRAIN

Description	Part Number	Lift @ Valve Intake/Exhaust	Duration @.050" Intake/Exhaust	Timing @.050" Lift Open/Close	TDC Lift @ Valve Intake/Exhaust
Stock	25400190	.350"/.374"	174°/199°	Intake: 7° ATDC/1° ABDC Exhaust: 33° BBDC/14° BTDC	.057"/.048"
SE8-447 TORQUE	25400199	.447"/.462"	197°/217°	Intake: 0° ATDC/17° ABDC Exhaust: 42° BBDC/5° BTDC	.080"/.064"
SE8-462 POWER	25400200	.462"/.463"	197°/235°	Intake: 7° ATDC/24° ABDC Exhaust: 53° BBDC/2° ATDC	.057"/.086"
SE8-498 POWER	25400202	.498"/.491"	209°/247°	Intake: 4° ATDC/33° ABDC Exhaust: 60° BBDC/7° ATDC	.065"/.103"
SE8-515 POWER	25400201	.515"/.513"	227°/249°	Intake: 2° ATDC/45° ABDC Exhaust: 62° BBDC/7° ATDC	.056"/.066"

Theoretical, based on rocker arm ratio of 1.65. Valve train components, operation temperature and tolerance stack-up will affect actual lifts.

Description	Part Number	Lift @ Valve Intake/Exhaust	Duration @ .050" Intake/Exhaust	Timing @ .050" Lift Open/Closed	TDC Lift @ Valve Intake/Exhaust
SE8-515	25400201	Front Cylinder .515"/.513"	Front Cylinder 227°/249°	Front Cylinder Intake: 2° BTDC/45° ABDC Exhaust: 62° BBDC/7° ATDC	Front Cylinder .056"/.066"
		Rear Cylinder .516"/.515"	Rear Cylinder 219°/242°	Rear Cylinder Intake: 6° ATDC/45° ABDC Exhaust: 61.5° BBDC/.5° ATDC	Rear Cylinder .036"/.052"

Theoretical Rocker Arm Ratio = 1.6

A. SCREAMIN' EAGLE PERFORMANCE CAM SPECS

Street legal and/or street compliant statements refer to product meeting 50-State emissions and noise standards in the United States.

Notice: The prices appearing in this catalog are the manufacturer's suggested retail prices. Actual retail prices may vary.



B. SCREAMIN' EAGLE MILWAUKEE-EIGHT ENGINE CNC PORTED CYLINDER HEADS – AIR/OIL COOLED – BLACK HIGHLIGHTED

B. SCREAMIN' EAGLE® MILWAUKEE-EIGHT® ENGINE CNC PORTED CYLINDER HEADS

Designed in conjunction with the system-matched components of the Screamin' Eagle® Milwaukee-Eight® Stage IV Performance Kit, these CNC-Ported Cylinder Heads have been meticulously machined to optimize air/fuel flow and velocity. Starting with a unique Screamin' Eagle cylinder head casting, the Screamin' Eagle team has dedicated countless hours of computer simulation and flow bench testing to maximize the flow through the intake and exhaust ports. The ports are meticulously machined on our five axis CNC machine to increase the velocity of the intake charge and to maximize exhaust scavenging. When combined with a larger bore throttle body, these CNC Cylinder Heads provide improved efficiency of cylinder filling, leading to more explosive power and increased rear wheel torque when compared to stock.

The CNC Ported Heads are factory equipped with high performance valve springs that remain stable with high lift cams and in high RPM operation.

Replacement cylinder heads for Twin-Cooled '17-later Touring and CVO models equipped with Screamin' Eagle Milwaukee-Eight Stage IV Kits. All models require ECM calibration with Screamin' Eagle Pro Street Tuner for proper installation. See Dealer for details.

16500379	Twin-Cooled™ – Black Highlighted.	\$1,399.95
16500527	Twin-Cooled – Black Granite Highlighted.	\$1,399.95

Replacement cylinder heads for Air/Oil Cooled '18-later Softail and '17-later Touring and CVO models equipped with Screamin' Eagle Milwaukee-Eight Stage IV Kits. All models require ECM calibration with Screamin' Eagle Pro Street Tuner for proper installation. See Dealer for details.

16500512	Air/Oil Cooled – Black Highlighted.	\$1,399.95
16500538	Air/Oil Cooled – Black Granite Highlighted.	\$1,399.95

C. SCREAMIN' EAGLE PREMIUM TAPERED QUICK-INSTALL ADJUSTABLE PUSHRODS

These premium pushrods are tapered for enhanced clearance at the cylinder head, allowing the use of higher lift cams. The one-piece chrome moly tube adds rigidity and durability and the threaded adjustment feature provides easy cam installation without removing the cylinder heads or rocker boxes. To simplify adjustment, the tube features six flats, with one flat marked with a large dot for tracking the adjustment. The threaded rod features 4 flats to reduce wrench swing. Each pushrod features the Screamin' Eagle logo and is marked for Intake or Exhaust. These features enhance the overall installation experience by reducing labor to install. Kit includes 4 pushrods and required pushrod tube covers.

17900058	With Chrome Covers.	\$199.95
Fits '18-later Softail and '17-later Touring and Trike models.		

D. SCREAMIN' EAGLE PERFORMANCE VALVE SPRING KIT

These performance beehive-shaped valve springs provide increased stiffness and strength in a compact design. Designed to support the installation of higher lift cams, these performance springs help maintain the stability of the valve train in high RPM conditions. When compressed, these valves have a higher rate of stiffness to keep the valves from bouncing off the valve seat or "floating" (not closing completely) during aggressive throttle application. Complete kit includes 8 springs, upper collars and keepers and lower collars with integral valve seals.

18100080		\$269.95
Fits '18-later Softail® and '17-later Touring and Trike models. Recommended for use with valve lifts greater than .470".		



C. SCREAMIN' EAGLE PREMIUM TAPERED QUICK-INSTALL ADJUSTABLE PUSHRODS – MILWAUKEE-EIGHT POWERTRAIN



D. SCREAMIN' EAGLE PERFORMANCE VALVE SPRING KIT – MILWAUKEE-EIGHT POWERTRAIN

Street legal and/or street compliant statements refer to product meeting 50-State emissions and noise standards in the United States.

Notice: The prices appearing in this catalog are the manufacturer's suggested retail prices. Actual retail prices may vary.

30 MILWAUKEE-EIGHT®
Builders Components

A. SCREAMIN' EAGLE® 4.075" BIG BORE BOLT-ON CYLINDERS – MILWAUKEE-EIGHT® POWERTRAIN

Now, you can increase the displacement of your Milwaukee-Eight® engine without removing the engine from the chassis. The Screamin' Eagle team has engineered a 4.075" Big Bore Cylinder that increase the internal bore but slips into the existing case bore without modification. When combined with the appropriate piston and flywheel combination in the Screamin' Eagle Stage III or IV kits, these cylinders can increase the displacement of your Milwaukee-Eight engine from 107 to 114CI or 114 to 117CI. The kit includes front and rear cylinders and cylinder head and cylinder base gaskets.

Replacement cylinders for '18-later Softail® and '17-later Milwaukee-Eight models equipped with Screamin' Eagle Stage III and IV kits.

16800120	Black Highlighted.	\$389.95
16800125	Black Granite.	\$389.95
16800174	Black (non-highlighted).	\$389.95

B. STROKER FLYWHEEL AND ROD ASSEMBLY – 4-1/2"

Original Equipment on '17-later CVO™ Touring and '18 Softail 114CI models. Installation requires removal of engine from the chassis and disassembly of the engine cases.

24100075	\$849.95
Replacement Flywheel and Rod Assembly for '18-later Softail 114CI models and '17-later CVO Touring models.	

C. SCREAMIN' EAGLE FORGED HIGH COMPRESSION PISTON KIT

The liquid- or oil-cooled exhaust valves featured in the Milwaukee-Eight engine reduce the chance of detonation and allow the engine to take advantage of higher compression ratios. Developed to work in concert with the Screamin' Eagle Milwaukee-Eight Stage III kits, these pistons increase the engine's compression ratio to 11.0:1, and deliver impressive gains in torque and horsepower. Forged from high-strength aluminum, the pistons are precision-machined, and feature coated skirts for a tight tolerance fit and quieter operation. The pistons are equipped with a 1mm, 1mm, 2mm ring pack that features a steel top ring with a friction-fighting coating that is applied by supersonic thermal spray for superior bonding, increased durability, and increased scuff resistance. A steel napier second ring a low-drag oil ring round out the package. Complete kit includes pistons, rings, wrist pins and clips.

21900084	4.075" Bore x 4-3/8" Stroke – 107 to 114CI Conversion.	\$349.95
Replacement pistons for '18-later Softail and '17-later Touring models equipped with Screamin' Eagle Milwaukee-Eight Stage III and IV 107-114CI kit.		

21900087	4.075" Bore x 4-1/2" Stroke – 114 to 117CI Conversion.	\$359.95
Replacement pistons for '18-later Softail and '17-later CVO Touring models equipped with Screamin' Eagle Milwaukee- Eight Stage III and IV 114-117CI kit.		

D. SCREAMIN' EAGLE HIGH-PERFORMANCE INNER CAM BEARING

High-performance Inner Cam Bearings are a smart upgrade when installing high-lift cams in a race bike. These bearings provide increased load capacity and extend the engine life in extreme racing conditions. Kit includes single bearing required for one Milwaukee-Eight engine.

9298A	\$11.95
Fits '17-later Touring and Trike models.	

Street legal and/or street compliant statements refer to product meeting 50-State emissions and noise standards in the United States.

Notice: The prices appearing in this catalog are the manufacturer's suggested retail prices. Actual retail prices may vary.



A. SCREAMIN' EAGLE 4.075" BIG BORE BOLT-ON CYLINDERS – MILWAUKEE-EIGHT POWERTRAIN



B. STROKER FLYWHEEL AND ROD ASSEMBLY – 4-1/2"



C. SCREAMIN' EAGLE FORGED HIGH COMPRESSION PISTON KIT (21900084 SHOWN)



D. SCREAMIN' EAGLE HIGH-PERFORMANCE INNER CAM BEARING



E. SCREAMIN' EAGLE HIGH FLOW 64MM EFI THROTTLE BODY – MILWAUKEE-EIGHT ENGINE

E. SCREAMIN' EAGLE® HIGH FLOW 64MM EFI THROTTLE BODY – MILWAUKEE-EIGHT® ENGINE

Standard equipment in Milwaukee-Eight® engine Stage IV Kits, this high-flow 64mm Throttle Body will pass significantly more air and fuel mixture into your engine. Kit includes large capacity throttle body, port-matched aluminum intake manifold, and intake seals. Can be used with Original Equipment or High-Flow Injectors.

27200040**\$499.95**

Replacement throttle body for '17-later Touring models equipped with Screamin' Eagle Milwaukee-Eight Stage IV kits. Compatible with all Screamin' Eagle Milwaukee-Eight High-Flow Air cleaners. All models require ECM calibration with Screamin' Eagle Pro Street Tuner for proper installation. See Dealer for details.

F. SCREAMIN' EAGLE HIGH-FLOW INJECTOR KIT – MILWAUKEE-EIGHT ENGINE (5.5 G/SEC)*

Standard equipment in Milwaukee-Eight Stage IV Kits, these high flow injectors provide fuel delivery at the rate of 5.5 grams/second, 24% more than the Original Equipment injectors. Designed to match the increased air velocity and fuel delivery demands of the Milwaukee-Eight engine equipped with big bore cylinders, ported heads and larger throttle body.

27400040**\$149.95**

Replacement fuel injectors for '17-later Touring models equipped with Screamin' Eagle Milwaukee-Eight Stage IV kits. All models require ECM calibration with Screamin' Eagle Pro Street Tuner for proper installation. See Dealer for details.

*NOTICE: Installation of this kit requires recalibration for proper function. Failure to do so may cause a lean fuel condition which may result in engine damage.



E. SCREAMIN' EAGLE HIGH FLOW 64MM EFI THROTTLE BODY – MILWAUKEE-EIGHT ENGINE



F. SCREAMIN' EAGLE HIGH-FLOW INJECTOR KIT – MILWAUKEE-EIGHT ENGINE (5.5 G/SEC)

Notice: The prices appearing in this catalog are the manufacturer's suggested retail prices. Actual retail prices may vary.

TWIN CAM POWERTRAIN

Screamin' Eagle® Stage upgrades offer complete street-compliant performance configurations engineered to generate specific torque and horsepower gains. Eliminating all the guesswork and trial-and-error testing normally associated with engine modifications, Stage upgrades include everything you need to enhance your bike's performance. You can start with key components that give you a bump in power right now, add components as time and budget permits, or you can go for it all at once.

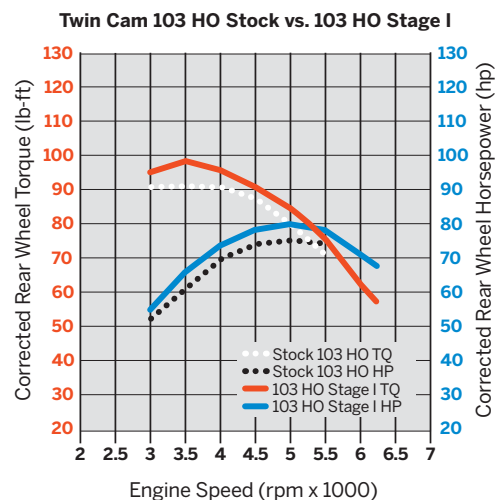


STAGE I

INTAKE + EXHAUST + TUNING

The easiest and most cost effective step to improve your motorcycle's performance is to increase the air flow into and out of the engine. A high-flow air cleaner and system-matched slip-on mufflers provide horsepower and torque improvements you can feel throughout the RPM range, and serve as the core components for all performance upgrades. ECM calibration is required to tune the fuel flow and timing required to accommodate the improved air flow.

Stage I upgrade can be installed without engine disassembly. No special tools are required. Requires ECM tuning.



STAGE II

STAGE I + CAM UPGRADE

Adding performance cams to a Stage I equipped bike is the next step to improved performance. Cam choices allow you to tailor the engine's performance to your specific needs. A "torque" cam offers on-demand throttle response from low- to mid-RPM at cruising speed. A "power" cam targets high-rpm, wide-open throttle response that keeps pulling right up to redline. ECM calibration tuning is required to accommodate the increased valve timing, and performance valve springs may be required for high-lift cams.

Stage II upgrade requires minor engine disassembly to replace the cam. Adjustable pushrods allow cam installation without removing the rocker box. Special tools and ECM tuning are required.



STAGE III

STAGE I + CAMS + BIG BORE CYLINDERS & PISTONS

The next step on the performance journey is to build a "bigger" engine. An increase in engine displacement allows the engine to swallow more air and fuel, a higher compression piston squeezes the air/fuel into a more volatile mixture, and when combined, generates more power when ignited. A displacement and compression increase provides torque increases throughout the entire RPM range with a 15-25% improvement in the mid-range power. ECM calibration tuning is required to adjust fuel flow and timing to accommodate the increased displacement.

Stage III bolt-on upgrade requires removal of the engine's top-end and opening the cam chest. Engine remains in the chassis and no machining is required. Special tools and ECM tuning are required.



STAGE IV

STAGE I + CAMS, BIG BORE CYLINDERS & PISTONS, CYLINDER HEADS & THROTTLE BODY

To maximize the impact of the increased displacement gained with Stage III updates, the addition of free-flowing ported cylinder heads and a big bore throttle body top off the performance build. Designed to satisfy the high RPM, throttle twisting rider, the Stage IV update delivers 20-30% increase in power that keeps pulling right up to the redline, without sacrificing mid-range torque. ECM calibration tuning is required to add more fuel, and a higher-lift cam may be required to deliver maximum power.

Stage IV bolt-on upgrade requires removal of the engine's top-end and opening the cam chest. Engine remains in the chassis and no machining is required. Special tools and ECM tuning are required.



34 TWIN CAM
Stage I Upgrade – Intake

A. SCREAMIN' EAGLE® HEAVY BREATHER ELITE PERFORMANCE AIR CLEANER KIT

Really open it up. This Heavy Breather Elite Air Cleaner features a forward-facing filter element that flows huge volumes of clean air. The low-profile cast elbow and the oval cross-section element combine to hug the engine to provide increased leg room. The intake tube mounts to a custom back plate that features integral breathers and covers the throttle body and electronics for a finished look. Available in your choice of chrome or gloss black finish, the Heavy Breather Elite kit features a washable and re-chargeable filter and features bright chrome end caps and trim with Screamin' Eagle script. Kit includes filter, intake tube, custom back plate, water-repellent rain sock and all mounting hardware. 50-State U.S. EPA compliant.

Fits '16-'17 FXDLS and Softail®, '11-'17 CVO™ Softail and '14-'16 Touring and Freewheeler® models. Does not fit models equipped with Twin-Cooled™ engine, fairing lower glove boxes or fairing lower speakers. Also fits '16-'17 FXDLS and Softail, '14-'17 CVO Softail and '14-'16 Touring models equipped with Screamin' Eagle® 58mm Throttle Body. All EFI models require ECM calibration for proper installation. '17 models require recalibration with Screamin' Eagle Pro Street Tuner (sold separately).

Table with 3 columns: Part Number, Finish, Price. Row 1: 29400173, Chrome, \$399.95. Row 2: 29400285, Full Gloss Black, \$399.95.

NOTE: The washable and rechargeable filter uses a special coating to help filter fine particles from the incoming air. With time, the oil in the filter will dissipate and the element will begin to turn gray. The original red color can be restored with an application of K&N® Air Filter Oil.



A. SCREAMIN' EAGLE HEAVY BREATHER ELITE PERFORMANCE AIR CLEANER KIT – CHROME



A. SCREAMIN' EAGLE HEAVY BREATHER ELITE PERFORMANCE AIR CLEANER KIT – FULL GLOSS BLACK



A. SCREAMIN' EAGLE HEAVY BREATHER ELITE PERFORMANCE AIR CLEANER KIT

Street legal and/or street compliant statements refer to product meeting 50-State emissions and noise standards in the United States.
Notice: The prices appearing in this catalog are the manufacturer's suggested retail prices. Actual retail prices may vary.



B. SCREAMIN' EAGLE HEAVY BREATHER PERFORMANCE AIR CLEANER KIT – CHROME



B. SCREAMIN' EAGLE HEAVY BREATHER PERFORMANCE AIR CLEANER KIT – GLOSS BLACK



B. SCREAMIN' EAGLE HEAVY BREATHER AIR CLEANER KIT – COMPACT



B. SCREAMIN' EAGLE HEAVY BREATHER PERFORMANCE AIR CLEANER KIT – CHROME



B. SCREAMIN' EAGLE HEAVY BREATHER PERFORMANCE AIR CLEANER KIT – GLOSS BLACK

B. SCREAMIN' EAGLE® HEAVY BREATHER PERFORMANCE AIR CLEANER KIT

This high-flow forward-facing exposed element Air Cleaner Kit is sure to turn heads at the starting line. Featuring a polished elbow and exposed filter, this unique air cleaner system offers improved performance and airflow when compared to the stock or Screamin' Eagle® High-Flow Air Cleaner. The washable and rechargeable filter features a bright chrome end cap with a laser-engraved Screamin' Eagle logo. Intake tube and back plate are made from die-cast lightweight aluminum and are polished and chrome-plated or painted black for a brilliant finish. The back plate features integral breathers and sealed breather bolt plug. Kit includes a water-repellent rain sock and all mounting hardware. 50-State U.S. EPA compliant.

Fits '16-'17 Softail®, '11-'17 CVO™ Softail, '08-'16 Touring and '15-'16 Freewheeler® models. Also fits '16-'17 FXDLS and Softail, '14-'17 CVO Softail and '14-'16 Touring models equipped with Screamin' Eagle 58mm Throttle Body. Does not fit models equipped with fairing lower glove boxes or fairing lower speakers. Does not fit Twin-Cooled™ models. All models require ECM calibration for proper installation. '17 models require recalibration with Screamin' Eagle Pro Street Tuner (sold separately).

NOTE: Also fits with 58mm Throttle Body P/N 27713-08 and 27639-07B (**race application only**). Installation with Throttle Body 27639-07B requires purchase of (2) Screw P/N 29465-08.

29253-08C	Chrome.	\$329.95
29006-09C	Gloss Black.	\$329.95

Fits '08-'16 Touring and '15-'16 Freewheeler models equipped with Fairing Lower Glove Boxes (except Twin-Cooled models or models equipped with fairing lower speakers). Also fits '16-'17 FXDLS and Softail, '14-'17 CVO Softail and '14-'16 Touring models equipped with Screamin' Eagle 58mm Throttle Body. All models require ECM calibration for proper installation. '17 models require recalibration with Screamin' Eagle Pro Street Tuner (sold separately).

NOTE: Also fits with 58mm Throttle Body P/N 27713-08 and 27639-07B (**race application only**). Installation with Throttle Body 27639-07B requires purchase of (2) Screw P/N 29465-08.

28716-10A	Compact Design – Chrome.	\$329.95
------------------	--------------------------	-----------------

Fits '08-'17 Dyna® (except '16-'17 FXDLS) and '08-'15 Softail models (except '14-'15 FLSTNSE, '11-'12 FLSTSE and '13-'14 FXSBSE). All models require ECM calibration for proper installation. '17 models require recalibration with Screamin' Eagle Pro Street Tuner (sold separately).

NOTE: Also fits '99-'07 Dyna, '00-'07 Softail and '99-'07 Touring models (except '99-'01 EFI Touring) and models equipped with 50mm Throttle Body P/N 27623-05 (**race application only**).

29299-08A	Chrome.	\$329.95
29098-09A	Gloss Black.	\$329.95

Fits '16-'17 Softail and '08-'17 Touring models equipped with 64mm EFI Throttle Body P/N 27300033. Does not fit models equipped with fairing lower glove boxes, fairing lower speakers or Twin-Cooled models. **For race application only.**

29000065	Chrome.	\$349.95
-----------------	---------	-----------------

Fits '06-'17 Dyna, '06-'15 Softail models (except '11-later CVO Softail) and '06-'07 Touring models equipped with 62mm EFI Throttle Body P/N 27300019A. Does not fit models equipped with fairing lower glove boxes or fairing lower speakers. **For race application only.**

29400105	Chrome.	\$349.95
-----------------	---------	-----------------

Street legal and/or street compliant statements refer to product meeting 50-State emissions and noise standards in the United States.

Notice: The prices appearing in this catalog are the manufacturer's suggested retail prices. Actual retail prices may vary.

36 TWIN CAM
Stage I Upgrade – Intake

A. SCREAMIN' EAGLE® HEAVY BREATHER FILTER COVER – TEARDROP

Dress up the Heavy Breather Air Cleaner with this radical cover. Manufactured from forged aluminum and precision CNC-machined and polished, these easy-to-install two-piece covers add a rich custom look. Cover is available in mirror-chrome or cut back gloss black finish to match your customizing direction. Kit includes water-repellent rain sock.

Fits models equipped with Screamin' Eagle® Heavy Breather Air Cleaner Kits (except Compact Heavy Breather P/N 28716-10A, Heavy Breather Elite P/N 29400173, 29400172 or 29400285, and Milwaukee-Eight® Heavy Breather P/N 29400263 or 29400264).

29400061A	Cut Back Gloss Black – Side Logo.	\$174.95
28739-10A	Cut Back Gloss Black – End Logo.	\$169.95
28740-10A	Chrome – End Logo.	\$174.95



A. SCREAMIN' EAGLE HEAVY BREATHER FILTER COVER – TEARDROP, CUT BACK GLOSS BLACK – SIDE LOGO

B. SCREAMIN' EAGLE HEAVY BREATHER DECORATIVE ENDCAP – WILLIE G SKULL

Add a sinister touch to your Heavy Breather Air Cleaner. Chrome-plated self-adhesive cover features a forward-facing Willie G Skull medallion.

28720-10 \$34.95

Fits models equipped with Screamin' Eagle Heavy Breather Air Cleaner Kits (except Compact Heavy Breather P/N 28716-10A, Heavy Breather Elite P/N 29400173, 29400172 or 29400285, and Milwaukee-Eight Heavy Breather P/N 29400263 or 29400264).



A. SCREAMIN' EAGLE HEAVY BREATHER FILTER COVER – TEARDROP, CHROME



A. SCREAMIN' EAGLE HEAVY BREATHER FILTER COVER – TEARDROP, CUT BACK GLOSS BLACK

C. SCREAMIN' EAGLE HEAVY BREATHER DECORATIVE MEDALLION

Add the finishing touch to your Heavy Breather Air Cleaner by installing this medallion. Featuring a bright chrome-plated die-cast base and contrasting black inlay with diamond cut Screamin' Eagle script. Easy to install.

29017-09 \$21.95

Fits models equipped with Screamin' Eagle Heavy Breather Air Cleaner Kits (except Compact Heavy Breather P/N 28716-10A, Heavy Breather Elite P/N 29400173, 29400172 or 29400285, and Milwaukee-Eight Heavy Breather P/N 29400263 or 29400264).



B. SCREAMIN' EAGLE HEAVY BREATHER DECORATIVE ENDCAP – WILLIE G SKULL



C. SCREAMIN' EAGLE HEAVY BREATHER DECORATIVE MEDALLION

D. THROTTLE BODY COVER

This cover dresses the area between the Twin Cam cylinders for a custom look. The formed cover hugs the contour and conceals the electronic control module throttle body for a clean appearance. Available in your choice of mirror chrome or gloss black finish. Easy-to-install kit includes gaskets.

Fits '14-'15 FLSTNSE, '11-'12 FLSTSE, '13-'14 FXSBSE, and '16-'17 FXDLS and Softail®, '08-'16 Touring and Trike models equipped with Screamin' Eagle Heavy Breather or Burst Air Cleaner Kit.

61300109	Chrome.	\$59.95
61300110	Gloss Black.	\$59.95



D. THROTTLE BODY COVERS

Street legal and/or street compliant statements refer to product meeting 50-State emissions and noise standards in the United States.

Notice: The prices appearing in this catalog are the manufacturer's suggested retail prices. Actual retail prices may vary.



E. SCREAMIN' EAGLE VENTILATOR ELITE AIR CLEANER KIT – CHROME



E. SCREAMIN' EAGLE VENTILATOR ELITE AIR CLEANER KIT – GLOSS BLACK



E. SCREAMIN' EAGLE VENTILATOR ELITE AIR CLEANER KIT



F. SCREAMIN' EAGLE VENTILATOR PERFORMANCE AIR CLEANER KIT – CHROME



F. SCREAMIN' EAGLE VENTILATOR PERFORMANCE AIR CLEANER KIT – GLOSS BLACK

E. SCREAMIN' EAGLE® VENTILATOR ELITE AIR CLEANER KIT

This low-profile oval air cleaner features a 360° exposed filter element and a cast back plate designed to provide maximum air flow to the throttle body. This easy-to-install air cleaner produces significant performance gains, while the sleek center bar design cover with carbon fiber inserts add a luxurious touch. This complete kit includes low-profile air cleaner cover, high-flow filter element, back plate, diamond-cut Screamin' Eagle® medallion, protective rain sock and all required installation hardware. Street compliant when used with stock mufflers. 50-State U.S. EPA compliant.

Fits '16-'17 FXDLS and Softail® and '09-'16 Touring and Trike models. Also fits '11-'17 CVO™ Softail models. All models require ECM calibration for proper installation. '17 models require recalibration with Screamin' Eagle Pro Street Tuner (sold separately).

29400217	Chrome.	\$299.95
29400218	Gloss Black.	\$299.95

Fits '16-'17 FXDLS and Softail, '14-'17 CVO Softail and '14-'16 Touring and Trike models equipped with Screamin' Eagle 58mm Throttle Body. All models require ECM calibration for proper installation. '17 models require recalibration with Screamin' Eagle Pro Street Tuner (sold separately).

29400219	Chrome.	\$299.95
29400230	Gloss Black.	\$299.95

Also available:**SCREAMIN' EAGLE VENTILATOR ELITE AIR CLEANER COVER**

Add a luxurious finishing touch to your Ventilator Air Cleaner. Designed as a direct replacement for the Screamin' Eagle and CVO Ventilator Air Cleaners, this easy-to-install cover features a sleek center bar design surrounded with carbon fiber inserts. Kit includes low-profile cover, diamond-cut Screamin' Eagle medallion and chrome mounting hardware.

Fits '10-'17 Dyna®, '09-'16 Softail, '09-'16 Touring and Trike models equipped with Ventilator Air Cleaner Kits. Also fits Dyna HO103 and CVO models with Original Equipment Ventilator Air Cleaner.

61300516	Chrome.	\$109.95
61300517	Gloss Black.	\$109.95

F. SCREAMIN' EAGLE VENTILATOR PERFORMANCE AIR CLEANER KIT

Stylish low-profile exposed element air cleaner kit provides increased airflow to boost the power of your fuel-injected engine. The track-inspired exposed element adds a purposeful look to the bike and the included waterproof rain sock protects the filter during inclement weather. This easy-to-install kit includes low-profile air cleaner cover, high-flow filter element, back plate, Screamin' Eagle badge, protective rain sock and all required installation hardware. 50-State U.S. EPA compliant.

Fits '10-'17 Dyna (except '16-'17 FXDLS), and '10-'15 Softail models (except '14-'15 FLSTNSE, '11-'12 FLSTSE and '13-'14 FXSBSE). All models require ECM calibration for proper installation. '17 models require recalibration with Screamin' Eagle Pro Street Tuner (sold separately).

28721-10	Chrome.	\$249.95
28722-10	Gloss Black.	\$249.95

Street legal and/or street compliant statements refer to product meeting 50-State emissions and noise standards in the United States.

Notice: The prices appearing in this catalog are the manufacturer's suggested retail prices. Actual retail prices may vary.

38 TWIN CAM
Stage I Upgrade – Intake

A. SCREAMIN' EAGLE® EXTREME BILLET VENTILATOR AIR CLEANER KIT

The proven, track-inspired exposed element Ventilator Air Cleaner with a unique look. This low-profile oval air cleaner features a 360° exposed filter element for maximum air flow and a stylish machined billet aluminum cover for style. Available in your choice of chrome or cut back gloss black finish, the two-piece billet cover surrounds the filter and features a full color Screamin' Eagle® medallion. The cast back plate ensures smooth air flow to the throttle body and the included rain sock protects the filter and engine from drawing in moisture during inclement weather. This easy-to-install kit includes billet air cleaner cover, high-flow filter element, back plate, protective rain sock and all required installation hardware. 50-State U.S. EPA compliant.

Fits '16-'17 FXDLS and Softail® and '09-'16 Touring and Trike models. Also fits '11-'17 CVO™ Softail models. All models require ECM calibration for proper installation. '17 models require recalibration with Screamin' Eagle Pro Street Tuner (sold separately).

Table with 3 columns: Part Number, Finish, Price. Row 1: 29400163, Chrome, \$449.95. Row 2: 29400164, Cut Back Gloss Black, \$449.95.

Fits '16-'17 FXDLS and Softail, '14-'17 CVO Softail and '14-'16 Touring and Trike models equipped with Screamin' Eagle 58mm Throttle Body. All models require ECM calibration for proper installation. '17 models require recalibration with Screamin' Eagle Pro Street Tuner (sold separately).

Table with 3 columns: Part Number, Finish, Price. Row 1: 29400223, Chrome, \$449.95. Row 2: 29400224, Cut Back Gloss Black, \$449.95.

Fits '10-'17 Dyna® (except '16-'17 FXDLS), and '10-'15 Softail models (except '14-'15 FLSTNSE, '11-'12 FLSTSE and '13-'14 FXSBSE). All models require ECM calibration for proper installation. '17 models require recalibration with Screamin' Eagle Pro Street Tuner (sold separately).

Table with 3 columns: Part Number, Finish, Price. Row 1: 29400167, Chrome, \$449.95. Row 2: 29400168, Cut Back Gloss Black, \$449.95.

Fits '11-'13 CVO Softail and '08-'13 Touring models equipped with Screamin' Eagle Pro High Flow 58mm Throttle Body P/N 27713-08. For race application only.

Table with 3 columns: Part Number, Finish, Price. Row 1: 29400166, Cut Back Gloss Black, \$449.95.

NOTE: The washable and rechargeable filter uses a special coating to help filter fine particles from the incoming air. With time, the oil in the filter will dissipate and the element will begin to turn gray. The original red color can be restored with an application of K&N® Air Filter Oil.



A. SCREAMIN' EAGLE EXTREME BILLET VENTILATOR AIR CLEANER KIT – CHROME



A. SCREAMIN' EAGLE EXTREME BILLET VENTILATOR AIR CLEANER KIT – CUT BACK GLOSS BLACK



A. SCREAMIN' EAGLE EXTREME BILLET VENTILATOR AIR CLEANER KIT – CHROME



A. EXTREME BILLET VENTILATOR AIR CLEANER KIT (SHOWN WITH RAIN SOCK)

Street legal and/or street compliant statements refer to product meeting 50-State emissions and noise standards in the United States.



**B. EXTREME BILLET AIR CLEANER KIT –
AGITATOR, CHROME**



**B. EXTREME BILLET AIR CLEANER KIT –
AGITATOR, CUT BACK GLOSS BLACK**



**B. EXTREME BILLET AIR CLEANER KIT –
CHISEL, CHROME**



**B. EXTREME BILLET AIR CLEANER KIT –
CHISEL, CUT BACK GLOSS BLACK**



B. EXTREME BILLET AIR CLEANER KIT



**B. EXTREME BILLET AIR CLEANER KIT
(SHOWN WITH RAIN SOCK)**

B. SCREAMIN' EAGLE® EXTREME BILLET AIR CLEANER KIT



The bold styling of this intake system looks just as impressive as the long patch of burnout rubber you just laid down. The forged billet aluminum cover tops off a cast back plate with integral breather for a smooth transition to the throttle body. The race-inspired air cleaner is engineered to flow high volumes of air and the washable pleated element provides the ideal combination of efficiency and engine protection. Available in your choice of style and finish, this easy-to-install kit includes all mounting hardware and rain sock. 50-State U.S. EPA compliant.

Fits '16-'17 FXDLS and Softail® and '08-'16 Touring and Trike models with Original Equipment 50mm Throttle Body. All models require ECM calibration for proper installation. '17 models require recalibration with Screamin' Eagle® Pro Street Tuner (sold separately).

29400064	Agitator – Chrome.	\$349.95
29400063	Agitator – Cut Back Gloss Black.	\$349.95
29400104	Chisel – Chrome.	\$349.95
29400103	Chisel – Cut Back Gloss Black.	\$349.95

Fits '16-'17 FXDLS and Softail, '14-'17 CVO™ Softail and '14-'16 Touring and Trike models equipped with Screamin' Eagle 58mm Throttle Body. All models require ECM calibration for proper installation. '17 models require recalibration with Screamin' Eagle Pro Street Tuner (sold separately).

29400221	Chisel – Chrome.	\$369.95
29400220	Chisel – Cut Back Gloss Black.	\$369.95

Fits '08-'17 Dyna® (except '16-'17 FXDLS), and '08-'15 Softail models (except '14-'15 FLSTNSE, '11-'12 FLSTSE and '13-'14 FXSBSE). All models require ECM calibration for proper installation. '17 models require recalibration with Screamin' Eagle Pro Street Tuner (sold separately).

29400116	Chisel – Cut Back Gloss Black.	\$349.95
29400117	Chisel – Chrome.	\$349.95

Fits '08-'13 Touring models equipped with Screamin' Eagle Pro 58mm Throttle Body P/N 27713-08. **For race application only.**

29400124	Chisel – Chrome.	\$369.95
29400123	Chisel – Cut Back Gloss Black.	\$369.95

NOTE: The washable and rechargeable filter uses a special coating to help filter fine particles from the incoming air. With time, the oil in the filter will dissipate and the element will begin to turn gray. The original red color can be restored with an application of K&N® Air Filter Oil.

Street legal and/or street compliant statements refer to product meeting 50-State emissions and noise standards in the United States.

Notice: The prices appearing in this catalog are the manufacturer's suggested retail prices. Actual retail prices may vary.

40 TWIN CAM
Stage I Upgrade – Intake

A. SCREAMIN' EAGLE® HIGH-FLOW AIR CLEANER – TWIN CAM
The High-Flow Air Cleaner Kit provides increased airflow to boost the power of your fuel-injected model. Kit features a one-piece cast back plate with integral breather and mounting brackets for simplified installation and a synthetic washable air cleaner element that does not require oiling. Available with a brilliant chrome or black back plate, this round air cleaner element can be dressed with most Original Equipment or accessory air cleaner covers. Or choose to flaunt your performance gains with the open element look, and finish it off with a Rain Sock Kit P/N 28728-10 and custom Air Cleaner Trim from one of the Harley-Davidson® decorative collections. This kit includes air cleaner, back plate, breather and all required hardware. 50-State U.S. EPA compliant.

Fits '16-later Softail® and '14-'16 Touring and Trike models (except CVO™ Touring) with Original Equipment 50mm Throttle Body. All models require ECM calibration for proper installation. '17 models require recalibration with Screamin' Eagle® Pro Street Tuner (sold separately).

Table with 3 columns: Part Number, Description, Price. Row 1: 29400234, Chrome, \$169.95. Row 2: 29400233, Texture Black, \$159.95.

Fits '08-'15 Softail models (except CVO Softail). Also fits '08-'17 Dyna® models equipped with accessory Air Cleaner Cover. Also fits '04-'07 EFI Dyna, '01-'07 EFI Softail, and '02-'07 EFI Touring. FXS, FLS, FLSTSB and '13-'17 FXDB models require separate purchase of Gasket P/N 29591-99 and Screw P/N 29703-00. All models require ECM calibration for proper installation. '17 models require recalibration with Screamin' Eagle Pro Street Tuner (sold separately).

Table with 3 columns: Part Number, Description, Price. Row 1: 29400240, Chrome, \$169.95. Row 2: 29400239, Texture Black, \$159.95.

Fits '08-'15 Dyna models with Original Equipment Teardrop Air Cleaner Cover. All models require ECM calibration for proper installation.

Table with 3 columns: Part Number, Description, Price. Row 1: 29400236, Chrome, \$169.95. Row 2: 29400235, Texture Black, \$159.95.

Fits '08-'13 Touring and Trike models (except CVO Touring) with Original Equipment 50mm throttle body. All models require ECM calibration for proper installation.

Table with 3 columns: Part Number, Description, Price. Row 1: 29400238, Chrome, \$169.95. Row 2: 29400237, Texture Black, \$159.95.

Fits '16-'17 FXDLS and Softail, '14-'17 CVO Softail, and '14-'16 Touring and Trike models equipped with Screamin' Eagle 58mm EFI Throttle Body. Requires separate purchase of an Accessory Air Cleaner Cover. All models require ECM calibration for proper installation. '17 models require recalibration with Screamin' Eagle Pro Street Tuner (sold separately).

Table with 3 columns: Part Number, Description, Price. Row 1: 29400222, Raw Aluminium, \$159.95.

Fits '99-'01 fuel-injected Touring models. All models require ECM calibration for proper installation.

Table with 3 columns: Part Number, Description, Price. Row 1: 29489-99C, Raw Aluminum, \$174.95.



A. HIGH-FLOW AIR CLEANER KIT – CHROME (29400234 SHOWN)



A. HIGH-FLOW AIR CLEANER KIT – BLACK (29400233 SHOWN)



A. HIGH-FLOW AIR CLEANER KIT – BLACK (29400239 SHOWN)



A. HIGH-FLOW AIR CLEANER KIT – CHROME (29400240 SHOWN)



A. HIGH-FLOW AIR CLEANER KIT – BLACK (29400235 SHOWN)



A. HIGH-FLOW AIR CLEANER KIT – CHROME (29400236 SHOWN)

Street legal and/or street compliant statements refer to product meeting 50-State emissions and noise standards in the United States.
Notice: The prices appearing in this catalog are the manufacturer's suggested retail prices. Actual retail prices may vary.

**B. SCREAMIN' EAGLE PERFORMANCE AIR CLEANER KIT – BURST COLLECTION****C. SCREAMIN' EAGLE AIR CLEANER TRIM (61300299 SHOWN)****C. SCREAMIN' EAGLE AIR CLEANER TRIM (29503-07 SHOWN)****D. SCREAMIN' EAGLE AIR CLEANER RAIN SOCK (SHOWN WITH #1 SKULL AIR CLEANER TRIM)****E. SCREAMIN' EAGLE AIR CLEANER BACK PLATE KITS****B. SCREAMIN' EAGLE® PERFORMANCE AIR CLEANER KIT – BURST COLLECTION**

Performance and style combined. Designed to complement the Burst Collection, this radical low profile air cleaner features a tuxedo black surround that has been expertly machined to expose the satin aluminum finish below. The billet cover conceals a one-piece cast back plate with integral breather and mounting bracket that promotes smooth air flow into the throttle body. The exposed reverse cone cotton element provides high-volumes of air and the element is washable for maximum efficiency and protection. The complete kit includes Burst Collection trim, backing plate, air cleaner element and all required installation hardware. 50-State U.S. EPA compliant.

29000066 \$374.95

Fits '16-'17 Softail® and '08-'16 Touring and Trike models with Original Equipment 50mm throttle body. Also fits '16-'17 FXDLS and Softail, '14-'17 CVO™ Softail and '14-'16 Touring models equipped with Screamin' Eagle® 58mm Throttle Body. All models require ECM calibration for proper installation. '17 models require recalibration with Screamin' Eagle Pro Street Tuner (sold separately).

29400178 \$374.95

Fits '08-'17 Dyna® (except FXDLS), and '08-'15 Softail models (except '14-'15 FLSTNSE, '11-'12 FLSTSE and '13-'14 FXSBSE). All models require ECM calibration for proper installation. '17 models require recalibration with Screamin' Eagle Pro Street Tuner (sold separately).

C. SCREAMIN' EAGLE AIR CLEANER TRIM

Dress your air cleaner in the traditional H-D orange and black. Easy-to-install trim features Screamin' Eagle script set against a gloss black background.

61300299 \$19.95

Fits '16-'17 Softail (except FLSTFBS and FXSE) and '14-'16 Touring and Trike models with Original Equipment air cleaner cover. Does not fit CVO models.

29503-07 \$14.95

Fits '07 Dyna, '07-'15 Softail (except FLSTSB and FXS), '07-'13 Touring and Trike models with Original Equipment air cleaner cover.

D. SCREAMIN' EAGLE AIR CLEANER RAIN SOCK

Add the open-element look to your Screamin' Eagle High-Flow style Air Cleaner. This easy-to-install kit allows you to replace the traditional Original Equipment air cleaner cover with custom inserts from one of the H-D® Decorative Collections. Kit includes a breathable mesh cover with classic Bar & Shield logo that stretches over the filter to maximize airflow while protecting the exposed element from the rain. Fits traditional cone-shaped air cleaner elements featured in many Screamin' Eagle Twin Cam Stage Kits.

28728-10 \$25.95

Fits Screamin' Eagle Round High-Flow Air Cleaner Kits.

E. SCREAMIN' EAGLE AIR CLEANER BACK PLATE KITS

Finished in brilliant chrome or wrinkle black, these replacement back plates complement the finish of your engine. Cast back plate design features integral breather and mounting brackets for simplified installation.

Fits models equipped with Screamin' Eagle High-Flow Air Cleaner Kits. Installation may require separate purchase of (2) O-Ring P/N 11292, (2) Breather Tube P/N 29557-05 and (2) Breather Screw P/N 29465-99. See your Dealer for details.

Fits '99-'07 Dyna, '99-'15 Softail (except '11-later CVO) and '02-'07 Touring models.

29510-05 Chrome. \$59.95**29586-06 Wrinkle Black. \$49.95**

Fits '08-'13 Touring and Trike models.

29624-08 Chrome. \$59.95**29319-08 Wrinkle Black. \$49.95**

Fits '08-'15 Dyna models with Original Equipment Teardrop Air Cleaner Cover.

29170-08 Chrome. \$59.95**29119-08 Wrinkle Black. \$49.95**

42 TWIN CAM
Stage I Upgrade – Dyna® Exhaust

A. SCREAMIN' EAGLE® STREET PERFORMANCE SLIP-ON MUFFLERS – DYNA® SHORTY DUAL
Factory engineers tuned these pipes to satisfy the most discriminating Harley enthusiast. Mufflers feature high-flowing internals to maximize performance and a rich, deep exhaust note that lets everyone know you're around. With the aggressive sound quality and performance comparable to Screamin' Eagle® II race-use mufflers, it's hard to believe they are street compliant. Available in your choice of rich chrome or heat-resistant jet black ceramic finish. Jet black mufflers include matching muffler shield with a deep embossed Screamin' Eagle logo along the flank. Chrome mufflers allow for the reuse of stock muffler shields or the separate purchase of Chrome "Screamin' Eagle" Script Muffler Shields. 50-State U.S. EPA compliant.

Fits '07-'17 FXDB, '07-'10 FXD, '07-'14 FXDC, '07-'13 FXDL and '07-'08 FXDWG models with Shorty Dual exhaust. Installation requires separate purchase of Muffler Clamps P/N 65296-95A (Qty 2). All models require ECM calibration for proper installation. '17 models require recalibration with Screamin' Eagle Pro Street Tuner (sold separately).

Table with 3 columns: Part Number, Description, Price. Row 1: 80678-08 Chrome. \$449.95. Row 2: 80794-10A Jet Black w/ Muffler Shields. \$499.95

B. SCREAMIN' EAGLE STREET PERFORMANCE MUFFLERS – DYNA STAGGERED DUAL
Make your statement before they see you coming. The throaty Screamin' Eagle Street Performance sound sets the tone and the bold styling drives the note home. One-of-a-kind ballistic inlet shape flows back past the embossed Screamin' Eagle logo to the unique "Blunt Revolver" end treatment. Available in your choice of brilliant chrome or tough jet black ceramic finish, the mufflers feature complementing end caps with cut-out chambers that expose the finish below for a bold contrast. Complete the look with Jet Black Exhaust Shields (sold separately). 50-State U.S. EPA compliant.

Fits '08-'17 FXDF and '10-'17 FXDWG models. Installation requires separate purchase of Muffler Clamps P/N 65296-95A (Qty 2). All models require ECM calibration for proper installation. '17 models require recalibration with Screamin' Eagle Pro Street Tuner (sold separately).

Table with 3 columns: Part Number, Description, Price. Row 1: 80674-08A Chrome w/ Black End Caps. \$374.95. Row 2: 80601-09A Jet Black w/ Chrome End Caps. \$399.95



A. SCREAMIN' EAGLE STREET PERFORMANCE SLIP-ON SHORTY DUAL MUFFLERS – CHROME



A. SCREAMIN' EAGLE STREET PERFORMANCE SLIP-ON SHORTY DUAL MUFFLERS – JET BLACK WITH MUFFLER SHIELDS (SHOWN WITH JET BLACK EXHAUST SHIELD KIT)



B. SCREAMIN' EAGLE STREET PERFORMANCE STAGGERED DUAL MUFFLERS – CHROME WITH BLACK END CAPS



B. SCREAMIN' EAGLE STREET PERFORMANCE STAGGERED DUAL MUFFLERS – JET BLACK WITH CHROME END CAPS (SHOWN WITH JET BLACK EXHAUST SHIELD KIT)

Street legal and/or street compliant statements refer to product meeting 50-State emissions and noise standards in the United States.
Notice: The prices appearing in this catalog are the manufacturer's suggested retail prices. Actual retail prices may vary.



C. SCREAMIN' EAGLE NIGHTSTICK 2-INTO-1 SLIP-ON MUFFLERS – FLD MODELS

C. SCREAMIN' EAGLE NIGHTSTICK 2-INTO-1 SLIP-ON MUFFLERS – FXDL MODELS
(SHOWN WITH JET BLACK EXHAUST SHIELD KIT)D. JET BLACK EXHAUST SHIELD KIT – DYNA
SHORTY DUALE. JET BLACK EXHAUST SHIELD KIT – DYNA
STAGGERED DUAL

F. JET BLACK EXHAUST SHIELD KIT

**C. SCREAMIN' EAGLE® NIGHTSTICK
2-INTO-1 SLIP-ON MUFFLERS – DYNA®**

Tuned by the factory for the ultimate combination of improved performance, rich tone and legal sound levels, these 50-state street compliant slip-on mufflers are the perfect match for your Dyna® Switchback™ or Low Rider® model. The high-flow design of the external diffusion discs produces plenty of low-end "guts" to get your bike away from the light and a fat torque curve that gets you quickly around slow-moving traffic. The flared opening, multiple stainless steel diffusion discs and domed end cap deliver an aggressive raspy sound. Available in mirror chrome and jet black finish, these long and lean pipes feature an embossed Screamin' Eagle logo. Easy to install. 50-State U.S. EPA compliant.

Fits '12-'16 FLD models. All models require ECM calibration for proper installation.

80872-12	Chrome.	\$274.95
64900137	Jet Black.	\$329.95

Fits '14-'17 FXDL models. Does not fit FXDLS. All models require ECM calibration for proper installation. '17 models require recalibration with Screamin' Eagle® Pro Street Tuner (sold separately).

64900243	Chrome.	\$299.95
64900242	Jet Black.	\$329.95

**D. JET BLACK EXHAUST SHIELD KIT –
DYNA SHORTY DUAL**

Extend the custom look along the bike's entire profile. These formed steel exhaust shields are available in a unique jet black ceramic finish that complements jet black Screamin' Eagle® Street Performance Slip-On Mufflers. This exhaust shield kit has survived stringent Harley-Davidson testing for durability and corrosion resistance. Manufactured to Original Equipment standards for exact fit, the easy-to-install kit includes front and rear head pipe shields.

80821-10	\$159.95
Fits '06-'10 FXD, '06-'17 FXDB, '06-'14 FXDC, '06-'13 FXDL and '06-'08 FXDWG models with shorty dual exhaust.	

**E. JET BLACK EXHAUST SHIELD KIT –
DYNA STAGGERED DUAL**

Add a custom touch to your ride. These formed steel exhaust shields are available in a tough jet black ceramic that looks just right when paired with jet black Screamin' Eagle Street Performance Slip-On Mufflers. The jet-black coating adds a sinister look to your bike's profile. The slotted "tommy gun" cutouts expose the head pipe for a raw, rebellious attitude. Manufactured to Original Equipment standards for exact fit, this easy-to-install kit includes front and rear head pipe shields.

65247-09	\$229.95
Fits '08-'17 FXDF and '10-'17 FXDWG models with forward controls.	

F. JET BLACK EXHAUST SHIELD KIT – DYNA 2-INTO-1

Extend the blacked-out look along the bike's entire profile. These formed steel exhaust shields feature a unique jet black ceramic coating that complements the jet black Screamin' Eagle Street Performance Slip-On Mufflers. The jet black coating maintains its uniform black finish and has survived stringent Harley-Davidson testing for durability and corrosion resistance. Manufactured to Original Equipment standards for exacting fit, the easy-to-install kit includes front and rear head pipe shields.

65400088	\$199.95
Fits '12-'16 FLD models.	
65400172	\$199.95
Fits '14-'17 FXDL models equipped with Nightstick Muffler P/N 64900242 or 64900243.	

Street legal and/or street compliant statements refer to product meeting 50-State emissions and noise standards in the United States.

Notice: The prices appearing in this catalog are the manufacturer's suggested retail prices. Actual retail prices may vary.

44 TWIN CAM
Stage I Upgrade – Softail® Exhaust

A. SCREAMIN' EAGLE® STREET CANNON SLIP-ON MUFFLERS – SOFTAIL® SHOTGUN

These 3.25" street compliant high-flow mufflers have been specifically tuned to deliver an aggressive exhaust note and improved performance while preserving the peace with your neighbors. Available in your choice of rich chrome or heat resistant jet black ceramic finish. The Jet Black mufflers include Screamin' Eagle® muffler shields. Complete the look with your choice of 3.25" endcaps (sold separately). 50-State U.S. EPA compliant.

Fits '07-'17 FLS, FLSTN and FLSTSB models equipped with Shotgun exhaust. Does not fit FLSS. Installation requires separate purchase of 3.25" End Caps and Muffler Clamps P/N 65296-95A (Qty 2). All models require ECM calibration for proper installation. '17 models require recalibration with Screamin' Eagle Pro Street Tuner (sold separately).

64900335	Chrome.	\$449.95
64900334	Jet Black w/Muffler Shields.	\$499.95

Fits '07-'17 FLSTF, FLSTFB and FXS models equipped with Shotgun exhaust. Installation requires separate purchase of 3.25" End Caps and Muffler Clamps P/N 65296-95A (Qty 2). All models require ECM calibration for proper installation. '17 models require recalibration with Screamin' Eagle Pro Street Tuner (sold separately).

64900340	Chrome.	\$449.95
64900341	Jet Black w/Muffler Shields.	\$499.95

B. SCREAMIN' EAGLE® STREET CANNON SLIP-ON MUFFLERS – SOFTAIL® SHORTY DUAL

These 3.25" street compliant high-flow mufflers have been specifically tuned to deliver an aggressive exhaust note and improved performance while preserving the peace with your neighbors. Available in your choice of rich chrome or heat resistant jet black ceramic finish. The Jet Black mufflers include Screamin' Eagle® muffler shields. Complete the look with your choice of 3.25" endcaps (sold separately). 50-State U.S. EPA compliant.

Fits '07-'17 FLSTC and FXSB models equipped with Staggered Shorty Dual exhaust. Installation requires separate purchase of 3.25" End Caps and Muffler Clamps P/N 65296-95A (Qty 2). All models require ECM calibration for proper installation. '17 models require recalibration with Screamin' Eagle Pro Street Tuner (sold separately).

64900342	Chrome.	\$449.95
64900343	Jet Black w/Muffler Shields.	\$499.95

NOTE: There is no warranty on exhaust pipes and mufflers with regard to any discoloration. Blueing is caused by tuning characteristics, cam timing, carburetor jetting, over-heating, etc. and is not caused by defective manufacturing.

Street legal and/or street compliant statements refer to product meeting 50-State emissions and noise standards in the United States.

Notice: The prices appearing in this catalog are the manufacturer's suggested retail prices. Actual retail prices may vary.



A. SCREAMIN' EAGLE STREET CANNON SLIP-ON MUFFLERS – SOFTAIL SHOTGUN, CHROME (SHOWN WITH CHROME SLASH END CAPS)



A. SCREAMIN' EAGLE STREET CANNON SLIP-ON MUFFLERS – SOFTAIL SHOTGUN, JET BLACK (SHOWN WITH JET BLACK SLASH END CAPS AND EXHAUST SHIELDS)



B. SCREAMIN' EAGLE STREET CANNON SLIP-ON MUFFLERS – SOFTAIL SHORTY DUAL, CHROME (SHOWN WITH BILLET CHROME END CAPS)



B. SCREAMIN' EAGLE STREET CANNON SLIP-ON MUFFLERS – SOFTAIL SHORTY DUAL, JET BLACK (SHOWN WITH SATIN BLACK END CAPS AND JET BLACK EXHAUST SHIELDS)

C. MUFFLER END CAPS – 3.25"

These easy-to-install caps allow you to finish your 3.25" Screamin' Eagle® mufflers your way. Sold in pairs. Installation hardware included.

Fits '14-later XL and '07-'17 Softail® models equipped with Screamin' Eagle 3.25" Street Cannon Mufflers.

65100049	Billet Chrome Slash Cut.	\$119.95
65100048A	Satin Black Anodized.	\$119.95
65100044	Chrome – Slash Up/Down/Out.	\$99.95
65100063	Jet Black – Slash Up/Down/Out.	\$109.95

D. JET BLACK EXHAUST SHIELD KIT – SOFTAIL®

Extend the blacked-out look along the bike's entire profile. These formed steel exhaust shields feature a unique jet black ceramic coating that complements the jet black Screamin' Eagle Street Performance Slip-On Mufflers. The jet black coating maintains its uniform black finish and has survived stringent Harley-Davidson testing for durability and corrosion resistance. Manufactured to Original Equipment standards for exacting fit, the easy-to-install kit includes front and rear head pipe shields.

1. 80817-10A **\$199.95**
Fits '07-'17 FLSTF, FLSTFB and FLSTFBS, '11-'13 FXS and '07 FXSTD models equipped with shotgun exhaust.

2. 80829-10A **\$199.95**
Fits '07-'17 FLS, FLSS, FLSTN and FLSTSB models.

3. 80818-10 **\$159.95**
Fits '08-'11 FXCW and FXCWC, '13-'17 FXSB, '16-'17 FXSE and '13-'14 FXSBSE models equipped with shorty dual exhaust.

C. MUFFLER END CAPS – 3.25"**D. JET BLACK EXHAUST SHIELD KIT – SOFTAIL**

NOTE: There is no warranty on exhaust pipes and mufflers with regard to any discoloration. Blueing is caused by tuning characteristics, cam timing, carburetor jetting, over-heating, etc. and is not caused by defective manufacturing.

Notice: The prices appearing in this catalog are the manufacturer's suggested retail prices. Actual retail prices may vary.

46 TWIN CAM
Stage I Upgrade – Touring & Trike Exhaust

A. SCREAMIN' EAGLE® STREET CANNON PERFORMANCE SLIP-ON MUFFLERS – 4.0"

Cue the orchestra. We tuned these mufflers to provide an exhaust note with some extra deep bass. You get the rumble you want and enhance that famous Harley® sound, while preserving the peace with your neighbors. The tuned baffles work with the large internal volume to strike the perfect balance required to deliver performance that you can feel in your gut. The large 4.0" diameter Street Cannons provide free flow of exhaust gases with just the right amount of back pressure for a smooth-running ride. The die-cast Screamin' Eagle® medallion adds a rich touch to your bike's profile and a large selection of end cap designs are available (sold separately) to provide the perfect finishing touch. 50-State U.S. EPA compliant.

Fits '09-'16 Touring and '09-later Trike models (except CVO™ models and '10 FLHX and FLTRX models). Installation requires separate purchase of 4" end caps and Muffler Clamps P/N 65296-95A (Qty 2). All models require ECM calibration for proper installation. '17-later models require recalibration with Screamin' Eagle Pro Street Tuner (sold separately).

Table with 2 columns: Part Number, Color, and Price. Row 1: 64900186B, Chrome, \$399.95. Row 2: 64900187B, Jet Black, \$449.95.



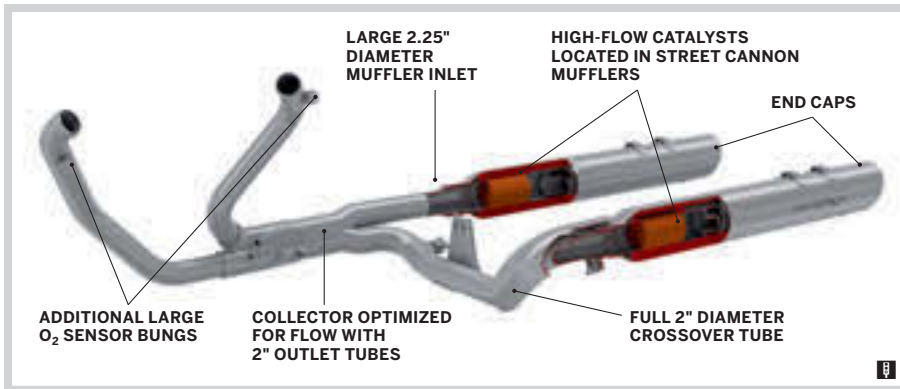
A. SCREAMIN' EAGLE STREET CANNON PERFORMANCE MUFFLERS – CHROME (SHOWN WITH BILLET TAPERED SLASH END CAPS)



A. SCREAMIN' EAGLE STREET CANNON PERFORMANCE MUFFLERS – JET BLACK (SHOWN WITH BLUNT REVOLVER END CAPS)

Street legal and/or street compliant statements refer to product meeting 50-State emissions and noise standards in the United States.

Notice: The prices appearing in this catalog are the manufacturer's suggested retail prices. Actual retail prices may vary.



B. SCREAMIN' EAGLE HIGH-FLOW EXHAUST SYSTEM WITH STREET CANNON MUFFLERS



B. SCREAMIN' EAGLE HIGH-FLOW EXHAUST SYSTEM WITH STREET CANNON MUFFLERS – CHROME (SHOWN WITH SHORT SLASH OUT END CAPS)



B. SCREAMIN' EAGLE HIGH-FLOW EXHAUST SYSTEM WITH STREET CANNON MUFFLERS – JET BLACK (SHOWN WITH SATIN BLACK END CAPS)



B. HIGH-FLOW EXHAUST – CHROME



B. HIGH-FLOW EXHAUST – JET BLACK

B. SCREAMIN' EAGLE® HIGH-FLOW EXHAUST SYSTEM WITH STREET CANNON MUFFLERS

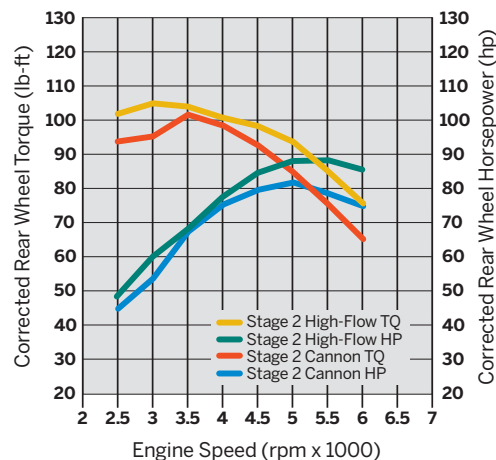
The Screamin' Eagle® High-Flow Exhaust system provides bolt-on performance by reducing the catalyst restrictions and improving exhaust flow. This exhaust system is optimized for use on engines producing 80+ horsepower and works great with Screamin' Eagle Stage Kits. The kit replaces the stock head pipe and mufflers with large diameter, free-flowing head pipes and matching mufflers. The muffler inlet diameter has been increased to 2.25" to enhance exhaust gas scavenging and the catalysts have been relocated to the mufflers to enhance flow. The proof is in the horsepower and torque numbers. Dial the system to your motorcycle by using the Screamin' Eagle Pro Street Tuner to tune your ECM specifically to match your performance upgrades.

The large 4" diameter Street Cannon mufflers are tuned to provide a deep bass exhaust note and a healthy rumble at idle, and that famous Harley sound throughout the RPM range. 50-State U.S. EPA compliant.

Fits '10-'16 Touring models (except CVO™). Does not fit Trike models. Separate purchase of Screamin' Eagle 4" end caps required. All models require ECM calibration for proper installation.

64800043	Chrome.	\$1,299.95
64800044	Jet Black.	\$1,399.95

Twin Cam 103 Stage II High-Flow vs. 103 Stage II with Street Cannons*



*With SE-585 Cams and Heavy Breather Elite Air Cleaner.

NOTE: There is no warranty on exhaust pipes and mufflers with regard to any discoloration. Blueing is caused by tuning characteristics, cam timing, carburetor jetting, over-heating, etc. and is not caused by defective manufacturing.

Street legal and/or street compliant statements refer to product meeting 50-State emissions and noise standards in the United States.

Notice: The prices appearing in this catalog are the manufacturer's suggested retail prices. Actual retail prices may vary.

48 TWIN CAM
Stage I Upgrade – Touring & Trike Exhaust

A. SCREAMIN' EAGLE® FATSHOTZ
SLIP-ON MUFFLERS

Provide a performance and style boost to your 2-into-2 exhaust-equipped Touring motorcycle. Designed for easy installation on the Original Equipment header pipes and muffler hangers, these mirror chrome flared mufflers are tuned to maximize airflow while keeping the rich exhaust note within the legal limits. 50-State U.S. EPA compliant.

80847-10 **\$429.95**
Fits '10-'16 Touring and '09-later Trike models (except CVO™ and '10 FLHX and FLTRX models). Installation requires separate purchase of Muffler Clamps P/N 65296-95A (Qty. 2). All models require ECM calibration for proper installation. '17-later models require recalibration with Screamin' Eagle® Pro Street Tuner (sold separately).

B. SCREAMIN' EAGLE CVO™ 4" TOURING MUFFLERS

Tap into the performance and sound that only a Screamin' Eagle CVO model can deliver. These mufflers are specifically developed to achieve a deep rumble and striking timbre throughout the rev range, while maintaining a neighbor-friendly sound level. The baffling is tuned to complement the air flow requirements of the CVO 110 cubic inch Twin Cam motor, and the mufflers are 50-State U.S. EPA compliant. The rich black finish completes the total blacked-out look.

64900514 Black. **\$449.95**
Fits '13-'16 Touring models equipped with 110CI engines. Installation requires separate purchase of Muffler Clamps P/N 65296-95A (Qty 2) and Muffler End Cap Kit P/N 65100088. All models require ECM calibration for proper installation.

Shown with:
4" MUFFLER END CAPS – CVO MODELS

Complete the total blacked-out look. These black end caps are the perfect finishing touch for completing your black 110 exhaust. Sold in pairs, the kit includes required mounting hardware.

65100088 Black. **\$149.95**
Fits '13-'16 Touring models equipped with 4" CVO Mufflers P/N 64900514. Does not fit Screamin' Eagle 4" Street Cannon Mufflers.

C. MUFFLER BRACKET COVER KIT

Stamped-steel cover conceals the Original Equipment exhaust brackets. Contoured for a custom fit, these easy-to-install covers add a distinctive finishing touch. Available in mirror-chrome or black finish to match your customizing style (sold in pairs).

Fits '97-'13 Touring models. Fits Screamin' Eagle Street Performance Touring 4" Mufflers (except P/N 64900093 and 64900091). Does not fit with Fishtail 4.0" Muffler End Cap P/N 65100017. Does not fit with Screamin' Eagle 3.5" Mufflers.

80716-08 Chrome. **\$59.95**
80812-10 Black. **\$59.95**

NOTE: There is no warranty on exhaust pipes and mufflers with regard to any discoloration. Blueing is caused by tuning characteristics, cam timing, carburetor jetting, over-heating, etc. and is not caused by defective manufacturing.

Street legal and/or street compliant statements refer to product meeting 50-State emissions and noise standards in the United States.

Notice: The prices appearing in this catalog are the manufacturer's suggested retail prices. Actual retail prices may vary.



A. SCREAMIN' EAGLE FATSHOTZ SLIP-ON MUFFLERS



B. SCREAMIN' EAGLE CVO 4" TOURING MUFFLERS
(SHOWN WITH BLACK CVO MUFFLER END CAPS)



C. MUFFLER BRACKET COVER KIT – CHROME



C. MUFFLER BRACKET COVER KIT – BLACK

**D. BURST COLLECTION 4" END CAPS****E. 4" END CAPS – SHORT SLASH UP/DOWN/OUT****D. BURST COLLECTION 4" END CAPS**

Sculpted machining sends reflections of light in all directions. Burst Collection Muffler End Caps feature a rich black anodized finish that is machined to expose the highlights of raw aluminum. The contrasting cut-back look makes a powerful visual statement and works great with both chrome and jet black mufflers.

65100054**\$199.95**

Fits '09-'16 Touring and '09-later Trike models equipped with Screamin' Eagle® Street Cannon 4" End Cap Mufflers. Does not fit 4" CVO™ Touring mufflers.

E. 4" END CAPS – SHORT SLASH UP/DOWN/OUT

These End Cap Kits allow you to personalize your Screamin' Eagle Street Performance Touring Mufflers. The Short Slash Up/Down/Out End Caps are 2" shorter than our traditional Slash Cut End Caps, and keep the mufflers tucked in close to the saddlebag or Trike model rear valance for a clean custom look. Sold in pairs, the kit includes all required mounting hardware.

65100062**\$89.95**

Fits '09-'16 Touring and '09-later Trike models equipped with Screamin' Eagle Street Cannon 4" End Cap Mufflers. Does not fit 4" CVO Touring mufflers.

F. MUFFLER END CAPS – 4"

These End Cap Kits allow you to personalize your Screamin' Eagle Street Performance Touring Mufflers. Available in your choice of styles, these easy-to-install caps are dressed with the same finish as the mufflers and exhaust shields for a consistent look front to back. Sold in pairs, the kit includes all required mounting hardware.

Fits '09-'16 Touring and '09-later Trike models equipped with Screamin' Eagle Street Cannon 4" End Cap Mufflers. Does not fit 4" CVO Touring mufflers.

65100016	Revolver.	\$99.95
65100015	Piston.	\$99.95
65100019	Slash Up/Down/Out.	\$99.95
65100018	Billet Tapered Slash.	\$149.95
65100017	Fishtail.	\$149.95
65100028	Satin Black Anodized.	\$149.95
80611-09	Blunt Revolver.	\$129.95

**F. MUFFLER END CAPS – 4"**

Notice: The prices appearing in this catalog are the manufacturer's suggested retail prices. Actual retail prices may vary.

50 TWIN CAM

Stage I Upgrade – Touring & Trike Exhaust

A. LASER EXHAUST SHIELD KIT

Show-winning style. This kit replaces the factory exhaust shields with a unique and attention-getting design. The shields feature laser cut openings that are filled with tightly-woven mesh that delivers a modern high performance look. Available in chrome or jet black ceramic, the finish is a perfect match for Original Equipment or Screamin' Eagle® mufflers. The easy-to-install kits include front and rear header shield and collector shield.

Fits '09-'16 Touring and Trike models (except '10 FLHX and FLTRX).

65400064	Chrome with Chrome Screens.	\$299.95
65400117	Jet Black with Stainless Steel Screens.	\$349.95

B. JET BLACK EXHAUST SHIELD KIT – TOURING

Available for 2-into-1 and 2-into-2 exhaust systems, these formed steel exhaust shields feature a unique jet black ceramic coating that complements the jet black Screamin' Eagle Street Cannon Slip-On Mufflers. The jet black coating maintains its uniform black finish and has survived stringent Harley-Davidson testing for durability and corrosion resistance. Manufactured to Original Equipment standards for exacting fit, the easy-to-install kit includes front and rear head pipe shields.

64981-09 \$249.95
Fits '09-'16 Touring and Trike models (except '10 FLHX and FLTRX).



A. LASER EXHAUST SHIELD KIT – CHROME WITH CHROME SCREENS



A. LASER EXHAUST SHIELD KIT – CHROME WITH CHROME SCREENS



A. LASER EXHAUST SHIELD KITS



B. JET BLACK EXHAUST SHIELD KIT – TOURING

Notice: The prices appearing in this catalog are the manufacturer's suggested retail prices. Actual retail prices may vary.

TWIN CAM STAGE II UPGRADE

Camshafts are a fundamental ingredient in the performance recipe, because they control the timing and duration of all major engine events. They are the primary means by which you can tune your engine's horsepower and torque output. Every cam has unique lift and overlap performance characteristics, which means you need to select cams based on exactly the kind of power you're looking for.



SCREAMIN EAGLE® TWIN CAM PERFORMANCE CAMS

Kits include front and rear cams. Splined rear cam is included for exceptional load handling capability. Gaskets and bearings not included. Cam Installation Kit P/N 17045-99C (sold separately) includes all required gaskets, bearings and seals for proper installation. Dealer installation is recommended and special tools are required for proper installation.

SE-255 CAM KIT

The ultimate in torque cams, this cam offers substantial increase in low end torque for engines up to 110 cubic inches with compression ratios up to 10 to 1. The low end torque increases are great for heavy bikes or for the person who routinely shifts below 4500 RPM and wants the power available to pass without downshifting. The cam still makes peak power above 5000 RPM so people with lighter bikes will enjoy the torque increases without feeling like the bike runs out of air at higher engine speeds. 50-State U.S. EPA compliant.

25638-07

\$329.95

For use on '09-'13 Dyna®, Softail®, and '09-'13 Touring and Trike models with 103CI and 110CI engines. All EFI models require ECM calibration for proper installation. Labor cost not included. See Dealer for details.

SE-259E CAM KIT

Developed specifically for big displacement Twin Cam engines, this cam has a modern lobe design that allows for higher valve lifts for a given duration. A high-lift version of the SE-211 camshaft, this cam works great with 103 cubic inch and larger engines with free-flowing intake and exhaust. It can be used with stock heads (updated with race springs) and high-compression pistons for even more torque than a SE-211 cam or can be coupled with any of the performance heads to realize the full power potential. 50-State U.S. EPA compliant.

25482-10

\$329.95

For use on '11-'15 103CI and 110CI Touring and Trike models. Installation requires separate purchase of Performance Valve Spring Kit P/N 18013-03A. All EFI models require ECM calibration for proper installation. Labor cost not included. See Dealer for details.

SE-585 CAM KIT

This cam is a great match for riders of heavy Touring bikes looking for big torque at the low end. Just a quick downshift to fourth gear results in an effortless pass of that slow moving tractor-trailer ahead of you. This cam provides an early hit of torque at the low end of the RPM spectrum. A unique combination of lift, cam lobe duration and an enhanced cam profile ramp provides a performance boost you can feel. The cam's QRD (Quiet Ramp Design) delivers high torque throughout the RPM range while reducing valve train noise. 50-State U.S. EPA compliant.

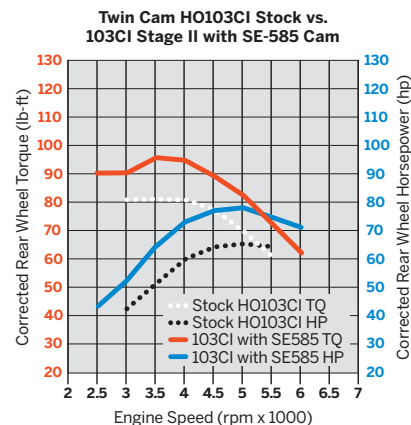
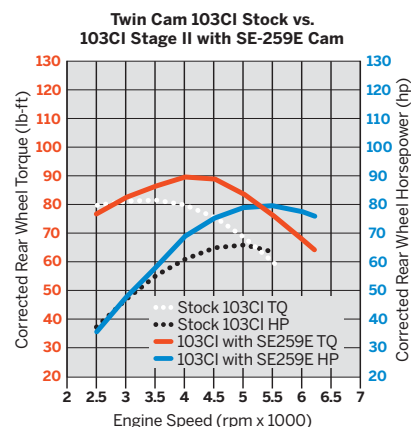
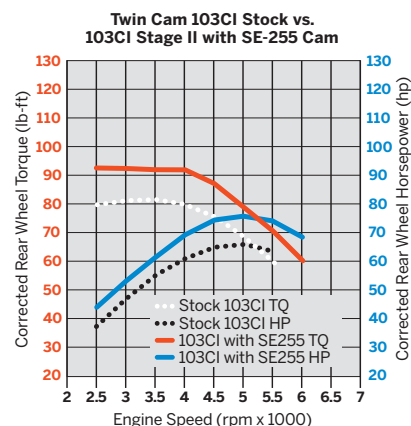
25400117

\$329.95

For use on '14-'16 Touring models with the use of a 58mm Throttle Body. Also fits '14-'16 CVO™ Touring models with or without the use of a 58mm Throttle Body. Does not fit Trike models. Installation requires separate purchase of Performance Valve Spring Kit P/N 18013-03A. All EFI models require ECM calibration for proper installation. Labor cost not included. See Dealer for details.

NOTE: Separate purchase of Cam Drive Retention Kit P/N 25566-06 and Cam Spacer Kit P/N 25928-06 may be required. These kits contain five different spacers to achieve proper sprocket alignment. Individual spacers can be purchased separately.

Street legal and/or street compliant statements refer to product meeting 50-State emissions and noise standards in the United States.



Notice: The prices appearing in this catalog are the manufacturer's suggested retail prices. Actual retail prices may vary.

SCREAMIN' EAGLE® TWIN CAM CONVERSION KIT WITH CAMS – 88CI TO 95CI

When stock cams just won't do. This Big Bore Kit provides the parts you need to increase the horsepower of your EFI-equipped model. The kit increases the displacement of your '99-'06 Twin Cam 88® from 88 cubic inches (1450cc) to 95 cubic inches (1550cc).

- Kit includes:
- Big Bore Cylinders
 - Big Bore Flat Top Pistons and Rings
 - SE-203 Cams
 - High-Flow Air Cleaner with One-Piece Back Plate
 - Top End Gasket Kit
 - Heavy Duty Clutch Spring

Requires separate purchase of primary cover gasket and Air Cleaner Trim Ring. (Not all components shown.) All EFI-equipped models require ECM calibration* (priced separately). **For race application only.**

Fits '04-'05 EFI Dyna®, '01-'06 EFI Softail® and '02-'06 EFI Touring models.

29859-04B	Silver.	\$999.95
29775-02C	Black Highlighted.	\$999.95

Fits '99-'01 fuel-injected Touring models. '99 models require Splined Cam Sprocket P/N 25716-99.

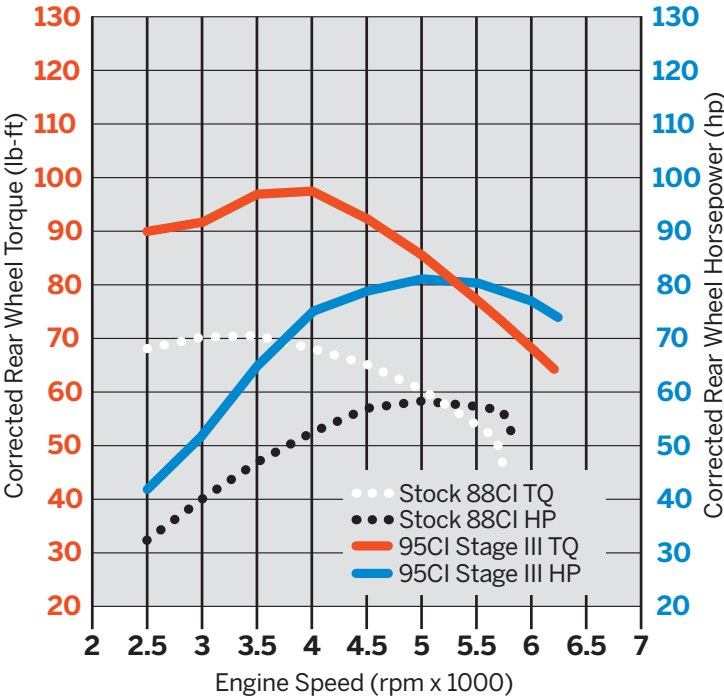
29492-99D	Black Highlighted.	\$999.95
------------------	--------------------	-----------------

*Recalibration is required for proper installation. See Dealer for details. Labor cost not included.

NOTE: Separate purchase of Cam Spacer Kit P/N 25938-00 is recommended for '99-'06 Touring, '01-'06 Softail and '04-'05 Dyna models. This kit contains five different spacers to achieve proper sprocket alignment. Individual spacers can be purchased separately. For '06 Dyna models, see service manual for proper procedure and Cam Spacer part numbers.



Twin Cam 88 Stock vs. 88 to 95CI Conversion with Cams



Street legal and/or street compliant statements refer to product meeting 50-State emissions and noise standards in the United States.

Notice: The prices appearing in this catalog are the manufacturer's suggested retail prices. Actual retail prices may vary.



SCREAMIN' EAGLE® TWIN CAM CONVERSION KIT – 96CI TO 103CI

This Big Bore Kit lets you increase the displacement of your Twin Cam 96™ engine-equipped model from 96 cubic inches (1584cc) to 103 cubic inches (1690cc). A high-performance clutch spring is included to provide the additional clutch capacity required by the extra torque. 50-State U.S. EPA compliant.

Kit includes:

- Big Bore Cylinders
- Big Bore Flat Top Pistons and Rings
- High-Flow Air Cleaner with One-Piece Back Plate
- Top End Gasket Kit
- Heavy Duty Clutch Spring

29903-07A Black Highlighted. **\$699.95**

Fits all '07 Twin Cam and '08-'11 Softail® models equipped with a Twin Cam 96™ engine. Installation requires separate purchase of Primary Cover Gasket. Cam Drive Retention Kit P/N 25566-06. Cam Spacer Kit P/N 25928-06 is recommended. All models require ECM calibration for proper installation.

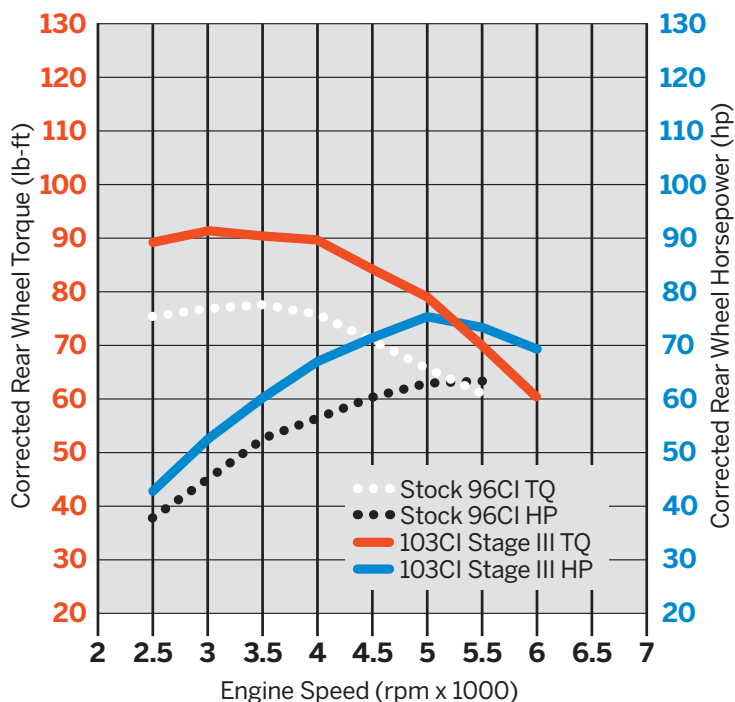
27539-08A Black Highlighted (not shown). **\$699.95**

Fits '08-'11 Touring models equipped with a Twin Cam 96 engine. Installation requires separate purchase of Primary Cover Gasket. Cam Drive Retention Kit P/N 25566-06. Cam Spacer Kit P/N 25928-06 is recommended. All models require ECM calibration for proper installation.

NOTICE: Installation of automatic or manual compression releases on large displacement engines is highly recommended.

When installed by an authorized Harley-Davidson® Dealer at the time of vehicle delivery, compliant kits do not impact the vehicle's limited warranty.

Twin Cam 96 Stock vs. 96 to 103CI Conversion



Street legal and/or street compliant statements refer to product meeting 50-State emissions and noise standards in the United States.

Notice: The prices appearing in this catalog are the manufacturer's suggested retail prices. Actual retail prices may vary.

SCREAMIN' EAGLE® TWIN CAM CONVERSION KIT WITH CAMS – 96CI TO 103CI*

The Conversion Kit provides the parts you need to improve the track performance and horsepower of your EFI-equipped model.

- Kit includes:
- Big Bore Cylinders
 - Big Bore Flat Top Pistons and Rings
 - SE-255 Cams
 - High-Flow Air Cleaner with One-Piece Back Plate
 - Top End Gasket Kit
 - Heavy Duty Clutch Spring

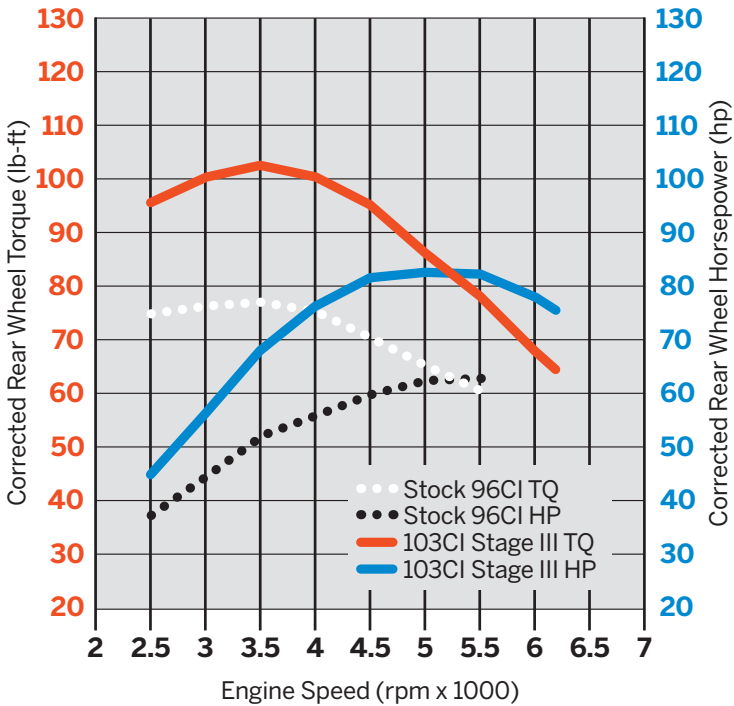
Just add your choice of a Screamin' Eagle® High-Flow or Heavy Breather Air Cleaner (sold separately) for maximum track performance. Requires separate purchase of primary cover gasket. Not all components shown. All models require ECM calibration* (priced separately). Separate purchase of cam spacers is required. See service manual for proper procedure and cam spacer part numbers. **For race application only.**

Fits '07-'13 models equipped with a Twin Cam 96™ engine.		
29893-07B	Black Highlighted.	\$799.95
29894-07B	Silver.	\$799.95

*Recalibration is required for proper installation. See Dealer for details. Labor cost not included.



Twin Cam 96 Stock vs. 96 to 103CI Conversion with Cams & Race-Use Exhaust



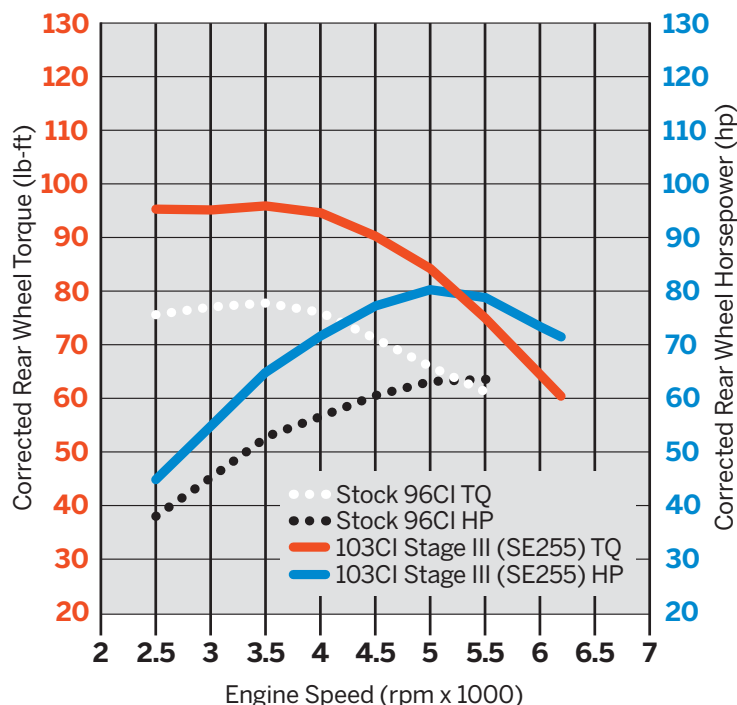
Street legal and/or street compliant statements refer to product meeting 50-State emissions and noise standards in the United States.

Notice: The prices appearing in this catalog are the manufacturer's suggested retail prices. Actual retail prices may vary.



 When installed by an authorized Harley-Davidson® Dealer at the time of vehicle delivery, compliant kits do not impact the vehicle's limited warranty.

Twin Cam 96 Stock vs. 96 to 103CI Conversion with Street Use Exhaust



SCREAMIN' EAGLE® TWIN CAM CONVERSION KIT WITH CAMS - 96CI TO 103CI

The Stage II Big Bore Kit provides the parts you need to increase the horsepower of your EFI-equipped model. The kit increases the displacement of your Twin Cam-equipped model from 96 cubic inches (1584cc) to 103 cubic inches (1690cc). 50-State U.S. EPA compliant. California kits are street compliant on California pollution controlled vehicles when used with Original Equipment mufflers.

Kit includes:

- Big Bore Cylinders
- Big Bore Flat Top Pistons and Rings
- SE-255 Cams
- High-Flow Air Cleaner Kit with One-Piece Back Plate
- Top End Gasket Kit
- Heavy Duty Clutch Spring

27543-08	Black Highlighted.	\$949.95
-----------------	--------------------	-----------------

Fits '10-'11 Softail® models equipped with a Twin Cam 96™ engine. Also fits '08-'09 California Softail models. Installation requires separate purchase of Primary Cover Gasket, Cam Drive Retention Kit P/N 25566-06, Cam Spacer Kit P/N 25928-06 is recommended. All models require ECM calibration for proper installation.

27557-08	Black Highlighted.	\$949.95
-----------------	--------------------	-----------------

Fits '10-'11 Touring models equipped with Twin Cam 96 engine. Also fits '08-'09 California Touring models. '10 FLHX and FLTRX models require separate purchase of 2-into-2 Head Pipe and mufflers. Installation requires separate purchase of Primary Cover Gasket, Cam Drive Retention Kit P/N 25566-06, Cam Spacer Kit P/N 25928-06 is recommended. All models require ECM calibration for proper installation.

27564-09A	Black Highlighted.	\$949.95
------------------	--------------------	-----------------

Fits 49-state '09 Touring models. Kit includes catalyst head pipe. Does not fit Trike models. Not street compliant in California. Installation requires separate purchase of Primary Cover Gasket. Cam Drive Retention Kit P/N 25566-06. Cam Spacer Kit P/N 25928-06 is recommended. All models require ECM calibration for proper installation.

NOTICE: Installation of automatic or manual compression releases on large displacement engines is highly recommended.

NOTICE: Installation of a California performance kit onto a 49-state model motorcycle or a 49-state performance kit onto a California model motorcycle will void manufacturers warranty, as it will not result in a street compliant configuration.

Street legal and/or street compliant statements refer to product meeting 50-State emissions and noise standards in the United States.

Notice: The prices appearing in this catalog are the manufacturer's suggested retail prices. Actual retail prices may vary.

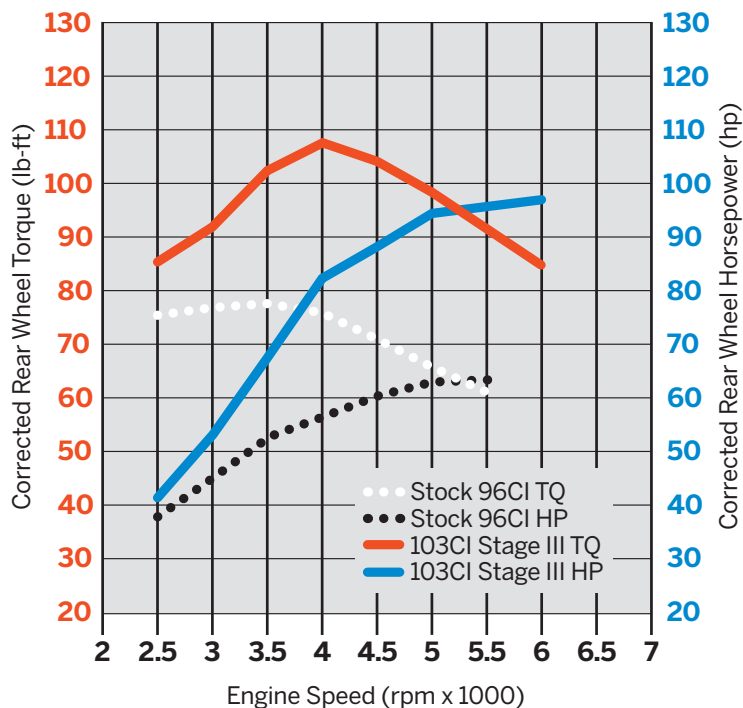


Kit includes:

- 3-7/8" Big Bore Cylinders
- Forged 10.5:1 Compression Piston Kit
- SST Piston Rings
- SE-259E Performance Cam Kit
- Perfect Fit Pushrods
- Heavy Duty Clutch Spring
- Top End Gasket Kit

\$1.249.95

NOTE: Installation of automatic or manual compression releases on large displacement engines is highly recommended.



Notice: The prices appearing in this catalog are the manufacturer's suggested retail prices. Actual retail prices may vary.



SCREAMIN' EAGLE® TWIN CAM HIGH-COMPRESSION KIT WITH CAMS – 103CI AIR COOLED



Give your bike the kick it needs. This Stage III "in-a-box" kit includes the system-matched components you need to build a performance Twin Cam engine with the torque and horsepower characteristics you crave. Designed for use with stock cylinder heads, this kit produces big torque gains at lower RPM. This performance engine has the potential to produce 88 HP and 100 lb-ft of torque with the stock cylinder heads.

Kit includes:

- Forged 10.5:1 High Compression Pistons and Rings
- SE-585 Cams
- High Performance Valve Springs
- Perfect-Fit Pushrods
- Top End Gasket Kit
- Heavy Duty Clutch Spring

92500028

\$969.95

Fits '14-'16 Touring models. Does not fit Trike or models with Twin-Cooled™ engines. Requires separate purchase of outer Primary Cover Gasket. Installation requires separate purchase of Cam Drive Retention Kit P/N 25566-06. May require Cam Spacer Kit P/N 25928-06. All models require ECM calibration for proper installation. Labor cost not included. See Dealer for details. 50-State U.S. EPA compliant.

92500023A

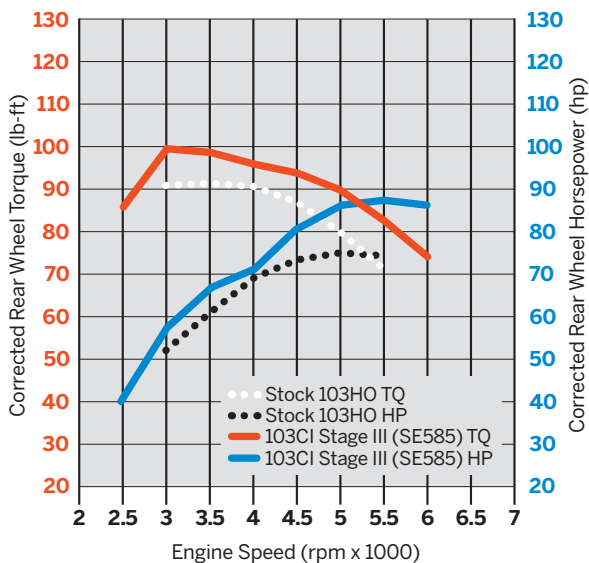
\$969.95

Fits '10-'17 Dyna® (except FXDLS), Softail® (except FLSS and FLSTFBS), and '10-'13 Touring and Trike models with Original Equipment Twin Cam 103 engine. Does not fit Twin-Cooled™ models. **For race application only.**

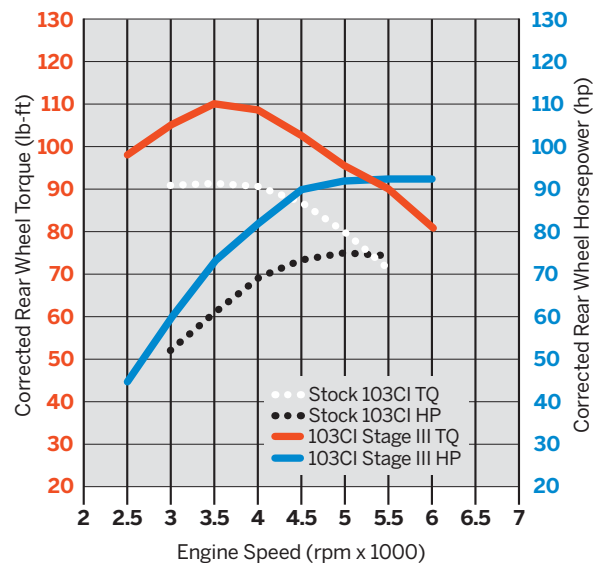
NOTICE: Installation of automatic or manual compression releases on large displacement engines is highly recommended.

TWIN CAM

92500028 – Air Cooled
Twin Cam 103HO Stock vs. 103CI High
Compression Kit with Cams & Street Cannon Mufflers



92500023A – Air Cooled
Twin Cam 103HO Stock vs. 103CI High
Compression Kit with Cams & Race-Use Exhaust



Street legal and/or street compliant statements refer to product meeting 50-State emissions and noise standards in the United States.

Notice: The prices appearing in this catalog are the manufacturer's suggested retail prices. Actual retail prices may vary.

**SCREAMIN' EAGLE® TWIN CAM
HIGH-COMPRESSION KIT WITH CAMS –
103CI TWIN-COOLED™**

This kit was engineered specifically for the 103 cubic inch HO (High Output) Twin-Cooled™ engine. Designed to maximize performance with Original Equipment heads, this "in-a-box" kit features everything you need to race tune your Twin-Cooled engine.

- Kit includes:
- Forged 10.75:1 High Compression Pistons and Rings
 - SE-259 Cams
 - High Performance Valve Springs
 - Perfect-Fit Pushrods
 - Top End Gasket Kit
 - Heavy Duty Clutch Spring

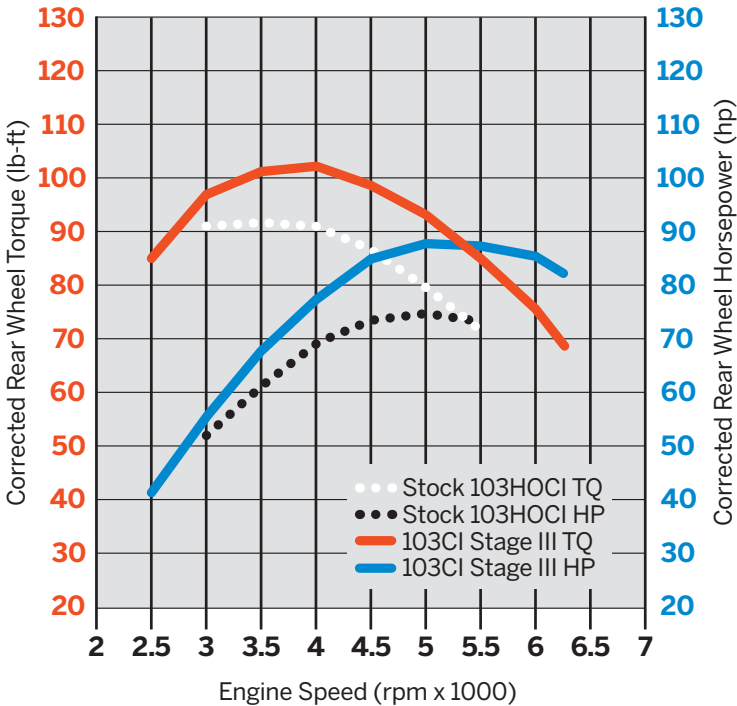
When teamed with a high-flow exhaust system, this Stage III configuration can be tuned to deliver 100+ horsepower and 100+ lb-ft of torque at the rear wheel. **For race application only.**

92500021A \$969.95
Fits '14-'16 FLHTCU, FLHTCUL, FLHTK, FLHTKL, FLTRU and FLHTCUTG models with Original Equipment Twin Cam 103™ Twin-Cooled engines.

NOTICE: Installation of automatic or manual compression releases on large displacement engines is highly recommended.



**Twin-Cooled
Twin Cam 103HO Stock vs. 103CI High Compression Kit
with Cams & Street Cannon Mufflers**



Street legal and/or street compliant statements refer to product meeting 50-State emissions and noise standards in the United States.

Notice: The prices appearing in this catalog are the manufacturer's suggested retail prices. Actual retail prices may vary.

**SCREAMIN' EAGLE® TWIN CAM STAGE III KIT – 103CI TO 110CI**

Build a fast, reliable 110 cubic inch Twin Cam hauler without having to remove the motor from the chassis. This Stage III Street Performance Kit combines system-matched Screamin' Eagle® big bore cylinders, high compression pistons and performance cams and valve train components with the Original Equipment cylinder heads for a cost-effective boost in torque and performance. The exclusive bolt-on 4.0" cylinders are engineered with high strength slim-wall spigots that slip into the factory crank case without any additional machining. The 4" flat top pistons team with the stock cylinder heads to produce a performance-enhancing 10.2:1 compression ratio (10.4:1 on Twin-Cooled™ models), and the high-lift SE-585 cam produces a boost in torque throughout the RPM range. 50-State U.S. EPA compliant.

Kit includes:

- Screamin' Eagle 4.0" Bolt-On Cylinders
- Forged 10.2:1 Compression Pistons and Rings
- SE-585 Cams
- High Performance Valve Springs
- Perfect-Fit Pushrods
- Screamin' Eagle High-Capacity Roller Tappets
- Top End and Cam Cover Gaskets
- Heavy Duty Clutch Spring

92500035 Black Highlighted.

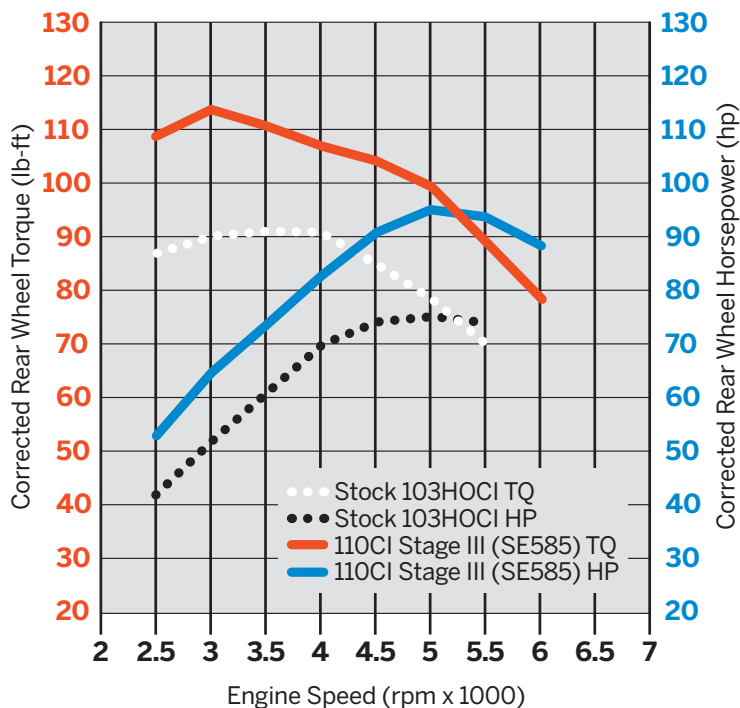
\$1,849.95

Fits '16-'17 Softail® and '14-'16 Touring models. Does not fit Trike models, FLSS, FLSTFBS, CVO™ 110 models or models with engine cases that have been machined to accept large-bore cylinders. Requires separate purchase of Cam Drive Retention Kit P/N 25566-06. Cam Spacer Kit P/N 25928-06 is recommended. Twin-Cooled models require separate purchase of model-specific head gaskets. All models require recalibration with Screamin' Eagle Pro Street Tuner (sold separately).

TWIN CAM

When installed by an authorized Harley-Davidson® Dealer at the time of vehicle delivery, compliant kits do not impact the vehicle's limited warranty.

Twin Cam 103HO Stock vs. 103 to 110CI Stage III with SE CVO Mufflers



Street legal and/or street compliant statements refer to product meeting 50-State emissions and noise standards in the United States.

Notice: The prices appearing in this catalog are the manufacturer's suggested retail prices. Actual retail prices may vary.

SCREAMIN' EAGLE® TWIN CAM HIGH COMPRESSION KIT WITH CAMS – 110 TO 110CI

This kit was engineered and tested to upgrade the CVO™ 110 powertrain for use on the race track. Designed to maximize performance with the stock cylinder heads.

- Kit includes:
- Forged 10.5:1 Compression Piston Kit
 - SE-259E Performance Cam Kit
 - Perfect Fit Pushrods
 - Heavy Duty Clutch Spring
 - Top End Gasket Kit

Installation provides significant improvements in performance over the street compliant 110CI CVO vehicle configuration. When equipped with high-flow air intake and high-flow exhaust, the combination has the potential to produce up to 105 HP and 110 lb-ft of torque with the stock cylinder heads.

For race application only.

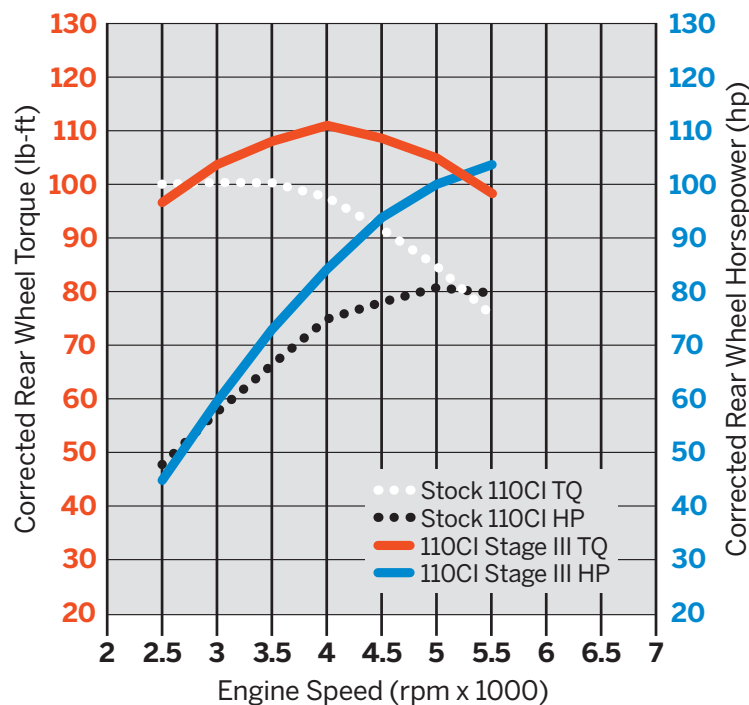
27548-10C \$999.95

Fits '16-'17 FXDLS, FLSS, FLSTFBS and '07-'17 CVO Dyna®, Softail® and Touring models with Original Equipment Twin Cam 110™ engines. Twin-Cooled CVO models require separate purchase of head gasket. NOTE: Diaphragm clutch spring is not applicable on CVO models equipped with A&S Clutch package.

NOTE: Installation of automatic or manual compression releases on large displacement engines is highly recommended.



**Twin Cam 110 Stock vs.
110CI High Compression Kit with Race-Use Exhaust**



Street legal and/or street compliant statements refer to product meeting 50-State emissions and noise standards in the United States.

Notice: The prices appearing in this catalog are the manufacturer's suggested retail prices. Actual retail prices may vary.



SCREAMIN' EAGLE® TWIN CAM STAGE IV KIT – 96CI TO 103CI

If you're looking to turn your 96CI Twin Cam into a track-ready 103, this kit eliminates the guess work.

Kit includes:

- 3-7/8" Big Bore Cylinders
- CNC Ported Factory Cylinder Heads with Performance Valve Springs
- Forged 10.5:1 Compression Piston Kit
- SST Piston Rings
- SE-259E Performance Cam Kit
- Perfect Fit Pushrods
- 58mm Throttle Body
- Intake Manifold
- High-Flow Injector Kit (4.9 g/s)
- Heavy Duty Clutch Spring
- Top End Gasket Kit

The kit also includes high-performance clutch spring and sprocket retention hardware to put the power to the ground. Kit includes top end gaskets. Installation requires separate purchase of Cam Service Kit P/N 17045-99D and Drive Gear Retention Kit P/N 25566-06. **For race application only.**

27516-08F Black Highlighted. **\$2,399.95**

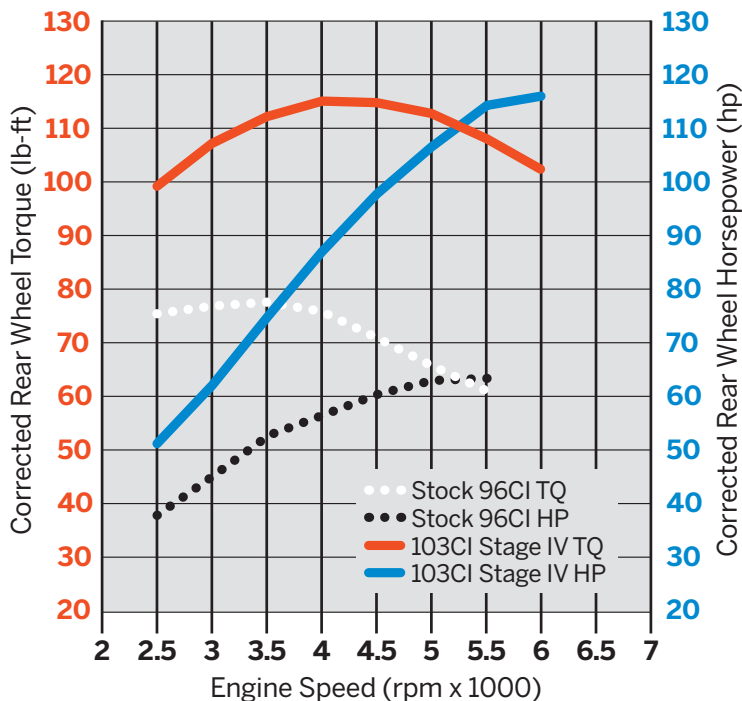
Fits '07-'14 Dyna® and Softail® and '07 Touring models with Original Equipment Twin Cam 96™ engine. Not compatible with cruise control.

27517-08E Black Highlighted (not shown). **\$2,399.95**

Fits '08-'11 Touring models with Original Equipment Twin Cam 96 engine.

NOTE: Installation of automatic or manual compression releases on large displacement engines is highly recommended.

Twin Cam 96 Stock vs. 103CI Stage IV Kit with Heavy Breather & Street Cannon Mufflers



Street legal and/or street compliant statements refer to product meeting 50-State emissions and noise standards in the United States.

Notice: The prices appearing in this catalog are the manufacturer's suggested retail prices. Actual retail prices may vary.

SCREAMIN' EAGLE® TWIN CAM STAGE IV KIT – 103CI TO 103CI

This Street Performance kit provides the maximum horsepower output for a legal 103 Kit that will maintain the factory warranty. The Air Cooled Street Performance Kit produces 96 hp and 105 lbs-ft of torque. The Twin-Cooled™ engine version is rated at 93 hp and 100 lbs-ft of torque. 50-State U.S. EPA compliant.

Kit includes:

- Forged 10.5:1 High Compression Pistons and Rings
- Screamin' Eagle® 58mm Throttle Body
- Screamin' Eagle CNC Ported Cylinder Heads
- SE-259E Cams
- Perfect-Fit Pushrods
- Top End Gasket Kit
- Heavy Duty Clutch Spring

92500011 Black Highlighted. **\$1,995.95**

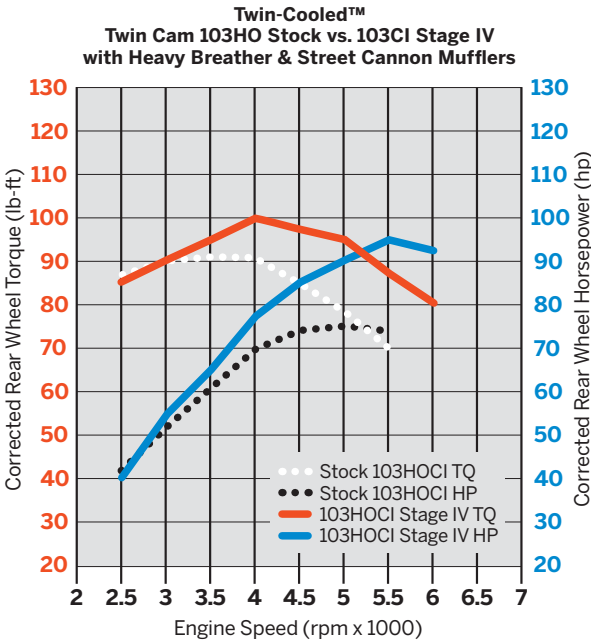
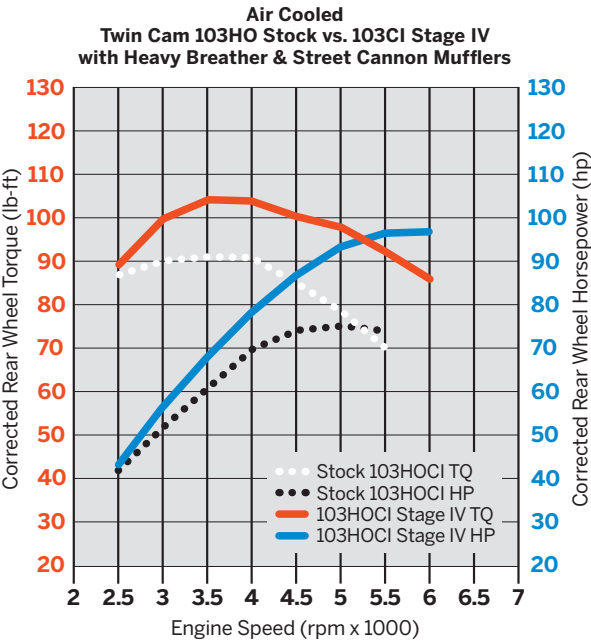
Fits '16-'17 Softail® (except FLSS, FLSTFBS and FXSE) and '10-'16 Touring models (except '14-'16 models with Twin-Cooled™ engines) equipped with a Twin Cam 103™ engine. Fits 49-state '10-'11 Touring models equipped with a Twin Cam 96™ engine with separate purchase of Screamin' Eagle 3-7/8" Big Bore Cylinder Kit. '10 FLHX and FLTRX requires dual exhaust. Does not fit Trike models. Installation requires separate purchase of Primary Cover Gasket, Cam Drive Retention Kit P/N 25566-06, Cam Spacer Kit P/N 25928-06 is recommended. All models require ECM calibration for proper installation. '17 models require recalibration with Screamin' Eagle Pro Street Tuner (sold separately).

92500019 Black Highlighted. **\$1,995.95**

Fits '14-'16 FLHTCU, FLHTCUL, FLHTK and FLHTKL models with Twin-Cooled engines. Does not fit Trike models. Installation requires separate purchase of Primary Cover Gasket, Cam Drive Retention Kit P/N 25566-06, Cam Spacer Kit P/N 25928-06 is recommended. All models require ECM calibration for proper installation.



When installed by an authorized Harley-Davidson® Dealer at the time of vehicle delivery, compliant kits do not impact the vehicle's limited warranty.



Street legal and/or street compliant statements refer to product meeting 50-State emissions and noise standards in the United States.

Notice: The prices appearing in this catalog are the manufacturer's suggested retail prices. Actual retail prices may vary.

**SCREAMIN' EAGLE® TWIN CAM STAGE IV KIT – 103CI TO 103CI**

The perfect track-ready upgrade for your 103CI Twin Cam model. Ready to install using your Original Equipment 103 cylinder barrels.

Kit includes:

- CNC Ported Factory Cylinder Heads with Performance Valve Springs
- Forged 10.5:1 Compression Piston Kit
- SE-259E Performance Cam Kit
- Perfect Fit Pushrods
- 58mm Throttle Body
- High-Flow Injector Kit (4.9 g/s)
- Heavy Duty Clutch Spring
- Top End Gasket Kit

Installation requires separate purchase of Cam Service Kit P/N 17045-99D and Drive Gear Retention Kit P/N 25566-06.

For race application only.

92500010A Black Highlighted. **\$2,349.95**
Fits '12-'17 Dyna® and '12-'15 Softail® models with Original Equipment Twin Cam 103™ engine.

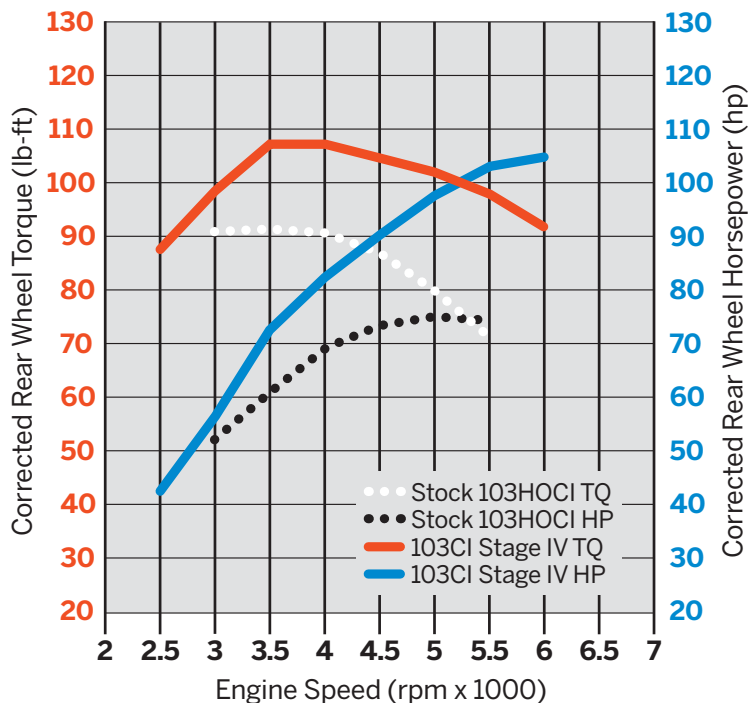
92500005A Black Highlighted. **\$1,995.95**
Fits '08-'09 Touring models equipped with a Twin Cam 96™ engine with separate purchase of Screamin' Eagle 3-7/8 Big Bore Cylinder Kit. Dual exhaust is required for '10 FLHX and FLTRX models.

92500018A Black Highlighted. **\$1,995.95**
Fits '14-'16 FLHTCU, FLHTCUL, FLHTK, FLHTKL, FLTRU and FLHTCUTG models with Original Equipment Twin Cam 103 Twin-Cooled engines.

NOTE: Installation of automatic or manual compression releases on large displacement engines is highly recommended.

TWIN CAM

Twin Cam 103HO Stock vs. 103CI Stage IV Kit with Heavy Breather & Race-Use Exhaust



Street legal and/or street compliant statements refer to product meeting 50-State emissions and noise standards in the United States.

Notice: The prices appearing in this catalog are the manufacturer's suggested retail prices. Actual retail prices may vary.

SCREAMIN' EAGLE® TWIN CAM CONVERSION KIT – 103CI TO 110CI

Bring your Twin Cam motorcycle up to the same 110 cubic inch displacement and power output as the CVO™ Screamin' Eagle® models without expensive machining or removing the engine from the chassis. This street compliant kit combines the proven SE-255 cams and cylinder heads of the CVO model with exclusive Screamin' Eagle bolt-on 4.0" cylinders and system-matched pistons to deliver high torque and reliable everyday performance. The automatic compression release-equipped cylinder heads and the flat top forged pistons combine to develop a 9.3:1 compression ratio for easy starting, and the Screamin' Eagle lifters ensure quiet reliable valve train operation. 50-State U.S. EPA compliant.

Kit includes:

- Screamin' Eagle 4.0" Bolt-On Cylinders
- Forged 9.3:1 Compression Pistons and Rings
- CVO 110 Cylinder Heads
- SE-255 Cams
- High-Capacity Roller Tappets
- Top End and Cam Cover Gaskets
- Heavy Duty Clutch Spring
- Cam Spacer Kit P/N 25928-06 is recommended

92500031 Black Highlighted. **\$2,195.95**

Fits '10-'16 Touring models (except '14-'16 models with Twin-Cooled™ engines). Does not fit Trike models, CVO 110 models, or models with engine cases that have been machined to accept large bore cylinders. Requires separate purchase of Screamin' Eagle high-flow air cleaner. '10 FLHX and FLTRX models require separate purchase of 2-into-2 Head Pipe Kit and Mufflers. '11-'16 Touring models require installation of CVO Mufflers P/N 64768-09A and 64769-09A or FatShotz Muffler Kit P/N 80847-10 (sold separately). '10-'11 Touring models require ACR Harness P/N 70623-08. Installation requires separate purchase of Primary Cover Gasket. Cam Drive Retention Kit P/N 25566-06. Cam Spacer Kit P/N 25928-06 is recommended. All models require ECM calibration for proper installation.

92500032 Black Highlighted. **\$2,395.95**

Fits '14-'16 FLHTCU, FLHTCUL, FLHTK, FLHTKL and FLTRU models with Twin-Cooled engines. Does not fit Trike models, CVO 110 models, or models with engine cases that have been machined to accept large bore cylinders. Requires separate purchase of Screamin' Eagle high-flow air cleaner. Installation requires separate purchase of Primary Cover Gasket. Cam Drive Retention Kit P/N 25566-06. Cam Spacer Kit P/N 25928-06 is recommended. All models require ECM calibration for proper installation.

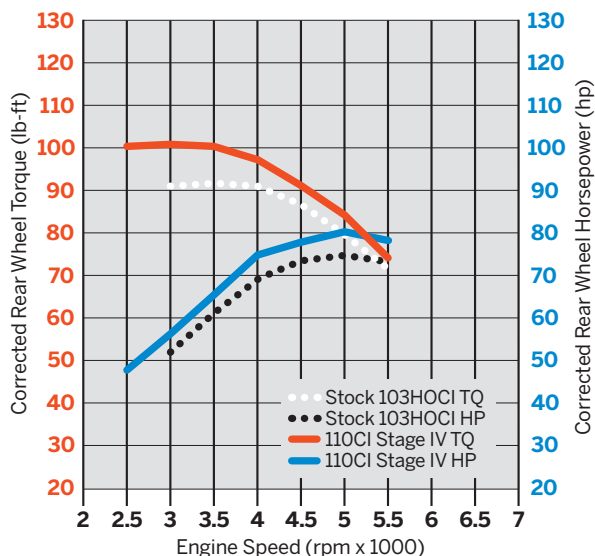
92500033 Black Highlighted. **\$2,195.95**

Fits '11-'17 Dyna® FXD, FXDB and FXDC models equipped with Shorty Dual Exhaust. Installation requires separate purchase of Muffler P/N 64895-09 (Qty 2). Also fits 50-state '10-'17 FXDF and FXDWG models. FXDF and FXDWG models require separate purchase of Mufflers P/N 65884-09 and 65886-09. All Dyna models require separate purchase of Screamin' Eagle high flow cleaner. '10-'11 Dyna models require ACR Harness P/N 70623-06. Does not fit models with engine cases that have been machined to accept large-bore cylinders. Also fits 50-state '11-'17 Softail® models (except FLS, FLSS, FLSTFBS, FLSTN, FLSTSB, CVO 110 models or models with engine cases that have been machined to accept large-bore cylinders.). Requires separate purchase of Screamin' Eagle high flow air cleaner. '11 Softail models require ACR Harness P/N 70623-11. Installation requires separate purchase of Primary Cover Gasket. Cam Drive Retention Kit P/N 25566-06. Cam Spacer Kit P/N 25928-06 is recommended. All models require ECM calibration for proper installation. '17 models require recalibration with Screamin' Eagle Pro Street Tuner (sold separately).



I When installed by an authorized Harley-Davidson® Dealer at the time of vehicle delivery, compliant kits do not impact the vehicle's limited warranty.

Twin Cam 103HO Stock vs. 103 to 110CI Stage IV Conversion Kit



Street legal and/or street compliant statements refer to product meeting 50-State emissions and noise standards in the United States.

Notice: The prices appearing in this catalog are the manufacturer's suggested retail prices. Actual retail prices may vary.



SCREAMIN' EAGLE® TWIN CAM TIRE SHREDDER KIT – 103CI TO 110CI



This comprehensive kit provides a complete package of matched components that allow you to build a high performance 110CI Twin Cam without voiding the factory warranty. The unique Screamin' Eagle® 4.0" big bore cylinders are engineered to slip into the engine cases without case machining or modification, so the engine stays in the chassis during the build.

Kit includes:

- Screamin' Eagle 4.0" Bolt-On Cylinders
- Forged 10.2:1 High Compression Pistons and Rings
- Screamin' Eagle 58mm Throttle Body
- High Flow Fuel Injectors (5.3 g/s)
- Screamin' Eagle CNC-Ported Cylinder Heads
- SE-259E Cams
- Perfect-Fit Pushrods
- Screamin' Eagle High-Capacity Roller Tappets
- Top End and Cam Cover Gaskets
- Heavy Duty Clutch Spring

92500038

\$2,649.95

Fits 50-state '14-'16 Touring models. Does not fit Twin-Cooled™ models. Does not fit Trike models, CVO™ 110 models or models with engine cases that have been machined to accept large-bore cylinders. Requires separate purchase of accessory 58mm air cleaner and Cam Drive Retention Kit P/N 25566-06. Cam Spacer Kit P/N 25928-06 is recommended. All models require recalibration with Screamin' Eagle Pro Street Tuner (sold separately).

92500037A Black Highlighted.

\$2,649.95

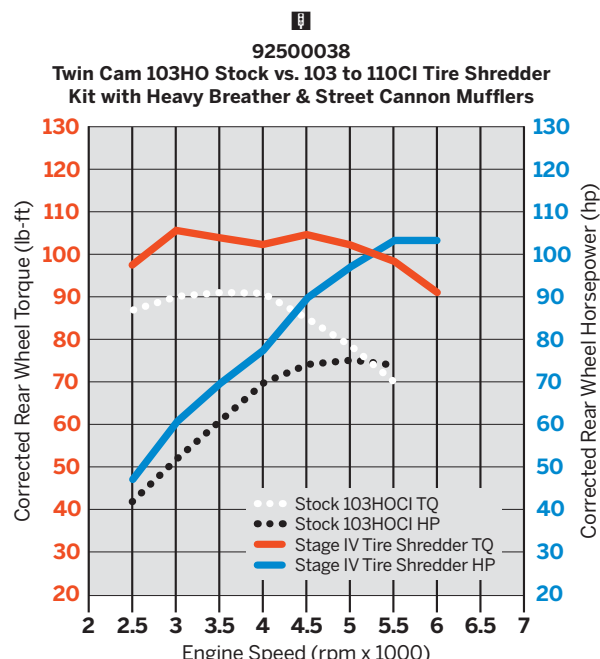
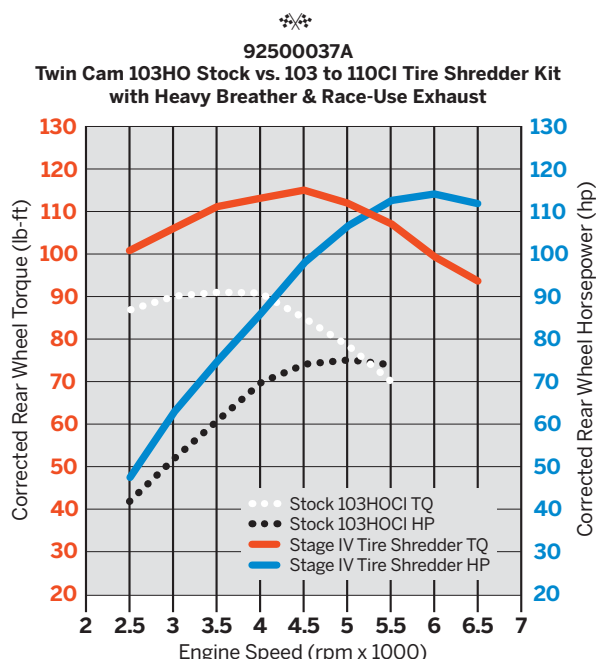
Fits '16-'17 Softail® and '08-'13 Touring models. Cannot be installed on CVO 110 models, FLSS or FLSTFBS 110 models, or models with engine cases that have been machined to accept large-bore cylinders. Requires separate purchase of accessory 58mm air cleaner and Cam Drive Retention Kit P/N 25566-06. Cam Spacer Kit P/N 25928-06 is recommended. Models without automatic compression releases require installation of model specific Compression Release Kit and Wiring Harness.

For race application only.

TWIN CAM

When installed by an authorized Harley-Davidson® Dealer at the time of vehicle delivery, compliant kits do not impact the vehicle's limited warranty.

Street legal and/or street compliant statements refer to product meeting 50-State emissions and noise standards in the United States.



Notice: The prices appearing in this catalog are the manufacturer's suggested retail prices. Actual retail prices may vary.

SCREAMIN' EAGLE® TWIN CAM BOLT-ON 110CI TO 117CI KIT

Turn your Original Equipment 110 cubic inch model into a fast, reliable 117 cubic inch Twin Cam hauler without having to remove the motor from the chassis. This Street Performance Kit combines system-matched Screamin' Eagle® big bore cylinders, forged pistons and performance cams and valve train components with the Original Equipment cylinder heads for a cost-effective boost in torque and performance. The exclusive bolt-on 4.125" cylinders are engineered with high strength slim-wall spigots that slip into the factory 110CI crank case without any additional machining. The 4.125" flat top pistons team with the stock cylinder heads to produce a performance-enhancing 9.9:1 compression ratio, and the high-lift SE-259E cam produces a boost in torque throughout the RPM range. 50-State U.S. EPA compliant.

- Kit includes:
- Screamin' Eagle 4.125" Bolt-On Cylinders
 - Forged 9.9:1 Compression Pistons and Rings
 - Screamin' Eagle 58mm Throttle Body
 - High Flow Fuel Injectors (5.3 g/s)
 - SE-259E Cams
 - Perfect-Fit Pushrods
 - Screamin' Eagle High-Capacity Roller Tappets
 - Screamin' Eagle Inner Cam Bearing Kit
 - Top End and Cam Cover Gaskets

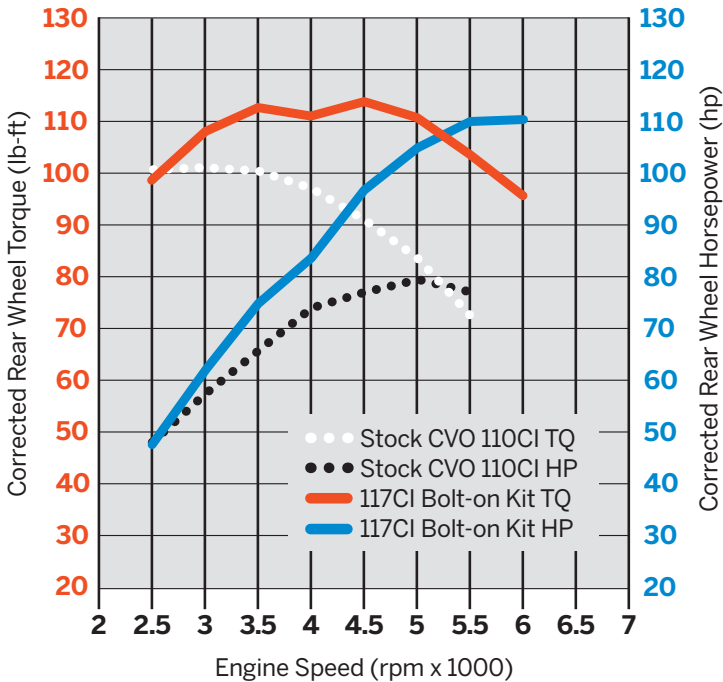
Fits '14-'17 CVO™ 110CI Softail® and '14-'16 CVO Touring models. Also fits '16-'17 110CI FLSS, FLSTFB and FXDLS models. Requires purchase of accessory 58mm air cleaner and Cam Drive Retention Kit P/N 25566-06 (except models equipped with Screamin' Eagle Heavy Breather Elite Performance Air Cleaner Kits). Models equipped with Ventilator Air Cleaner require separate purchase of 58mm Air Cleaner Backplate P/N 29400038. All models require ECM calibration for proper installation. '16-'17 FXDLS and all '17 models require recalibration with Screamin' Eagle Pro Street Tuner (sold separately).

92500055	Granite Finish.	\$2,095.95
92500054	Black Finish.	\$2,095.95



When installed by an authorized Harley-Davidson® Dealer at the time of vehicle delivery, compliant kits do not impact the vehicle's limited warranty.

Twin Cam CVO™ 110CI Stock vs 110 to 117CI Bolt-On Kit with Ventilator & SE CVO Mufflers



Street legal and/or street compliant statements refer to product meeting 50-State emissions and noise standards in the United States.

Notice: The prices appearing in this catalog are the manufacturer's suggested retail prices. Actual retail prices may vary.

SCREAMIN' EAGLE® TWIN CAM BOLT-ON 110CI TO 117CI KIT



Turn your Original Equipment 110 cubic inch model into a track-ready 117 cubic inch hauler without removing the engine from the chassis. This kit features exclusive bolt-on 4.125" bore cylinders that are engineered with high strength steel liners that slip into the existing factory 110CI Twin Cam crankcase openings. System-matched pistons combine with the Original Equipment CVO™ cylinder heads to produce a strong 9.9:1 compression ratio. Installation does not require case machining or modification.

Kit includes:

- Screamin' Eagle® 4.125" Bolt-On Cylinders
- Forged 9.9:1 Compression Pistons and Rings
- Screamin' Eagle 58mm Throttle Body
- High-Flow Injector Kit (5.3 g/s)
- SE-259E Cams
- Perfect-Fit Pushrods
- Screamin' Eagle High-Capacity Roller Tappets
- Screamin' Eagle Inner Cam Bearing Kit
- Top End and Cam Cover Gaskets
- Heavy Duty Clutch Spring

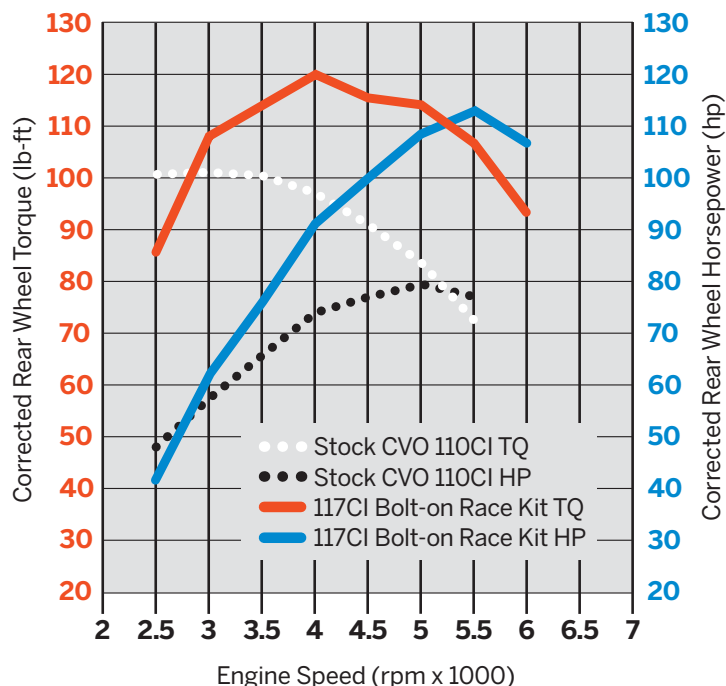
When installed with your choice of 58mm high-flow air cleaner and free-flowing exhaust, this engine has the potential to produce 114 horsepower at the rear wheel, a 42% increase over stock and 121 ft. lbs. of torque, a 20% increase over stock.

Fits '11-'13 CVO 110CI Softail® models, '08-'13 CVO 110CI Touring models. Also fits '08-'13 Touring models with electronic throttle control and crankcases previously machined to accept 4.00" CVO-style cylinders. Requires purchase of accessory 58mm air cleaner and Cam Drive Retention Kit P/N 25566-06 (except models equipped with Screamin' Eagle Heavy Breather Elite Performance Air Cleaner Kits). Models equipped with Ventilator Air Cleaner require separate purchase of 58mm Air Cleaner Backplate P/N 29400038. '08-'12 CVO models require separate purchase of Primary Cover Gasket. All models will require ECM tuning. **For race application only.**

92500053	Granite Finish.	\$2,095.95
92500052	Black Finish.	\$2,095.95



Twin Cam CVO™ 110CI vs 110 to 117CI Bolt-On
Kit with Race-Use Exhaust



Street legal and/or street compliant statements refer to product meeting 50-State emissions and noise standards in the United States.

Notice: The prices appearing in this catalog are the manufacturer's suggested retail prices. Actual retail prices may vary.

68 TWIN CAM

Builders Components

A. SCREAMIN' EAGLE® STREET PERFORMANCE HIGH-FLOW 58MM EFI THROTTLE BODY*

The biggest engines deserve the most fuel and air. This huge 58mm Throttle Body (8mm or 16% larger than stock) won't leave your engine starving for more air. The one-piece throttle body features Electronic Throttle Control technology. Just add your stock injectors. Choose from several different 58mm compatible high-flow air cleaner kits to feed this big-mouthed beast. All EFI equipped models require ECM calibration* (sold separately).

27200029 \$449.95

Fits '16-'17 FXDLS, FLSS and FLSTFBS, and '14-'17 CVO™ Touring models equipped with 110CI engines. Also fits '14-'17 Softail® and '14-'16 Touring models equipped with Screamin' Eagle® 110 Street Performance Upgrade Kits P/N 92500020, 92500031, 92500032 and 27508-11. Does not fit Trike models. Requires separate purchase of a 58mm Air Cleaner.

27713-08

\$449.95

Fits '16-'17 Softail and '11-'17 CVO Softail and '08-'13 Touring models. **For race application only.**

B. SCREAMIN' EAGLE PRO 50MM EFI THROTTLE BODY*

Higher flowing for larger displacement race engine applications. Includes throttle body and unique intake flanges and seals. This big bore throttle body features a 50mm throttle plate (a 4mm increase over the '06 Original Equipment throttle body) to provide increased airflow and more power. Higher flow rate injectors provide 25% more fuel to complement the increased airflow. Sensors, injectors (with a flow rate of 4.9 grams/second) and the IAC stepper motor are fully assembled on this bolt-on unit. All EFI-equipped models require ECM calibration (priced separately). **For race application only.**

27623-05A \$429.95

Fits '06-'17 Dyna® (except FXDLS), '06-'15 Softail and '06-'07 Touring equipped with accessory performance cylinder heads. The intake flanges supplied in this kit will only fit cylinder heads machined for use with the stock symmetrical intake flanges (Original Equipment since MY06). All Screamin' Eagle performance cylinder heads (except Kompressor and MCR Performance) with kit P/N extension of -06 or later have a intake port diameter of 1.750" and are machined for use with symmetrical intake flanges.

***NOTICE:** Installation of this kit requires jetting or recalibration for proper function. Failure to do so may cause a lean fuel condition which may result in engine damage.

Street legal and/or street compliant statements refer to product meeting 50-State emissions and noise standards in the United States.

Notice: The prices appearing in this catalog are the manufacturer's suggested retail prices. Actual retail prices may vary.



A. SCREAMIN' EAGLE STREET PERFORMANCE HIGH-FLOW 58MM EFI THROTTLE BODY



A. SCREAMIN' EAGLE STREET PERFORMANCE HIGH-FLOW 58MM EFI THROTTLE BODY



B. SCREAMIN' EAGLE PRO 50MM EFI THROTTLE BODY
(SHOWN WITH MAP SENSOR, NOT INCLUDED)

Front View

Back View



C. SCREAMIN' EAGLE PRO HIGH-FLOW 64MM EFI THROTTLE BODY – ELECTRONIC THROTTLE

C. SCREAMIN' EAGLE® PRO HIGH-FLOW 64MM EFI THROTTLE BODY – ELECTRONIC THROTTLE*

To provide the ultimate results, race engines need all the unrestricted air they can get. Designed to maximize the performance of your Race Xtreme component-equipped SE120R engine, this throttle body is ready to take on the track. The gigantic 64mm Throttle Body is precision-machined to ensure a smooth air flow. Throttle Body can be combined with the Oval-Ported High-Flow Intake Manifold P/N 27300035 and port-matched Hurricane Cylinder Heads, or mated to MVA and Factory CNC-Ported cylinder heads with Intake Manifold P/N 27300052. Screamin' Eagle® High-Flow Fuel Injectors P/N 27796-08 (sold separately) are recommended. All EFI models require ECM calibration (priced separately). **For race application only.**

27300033 **\$499.95**
Fits '16-'17 Softail®, '11-'17 CVO™ Softail and '08-'16 Touring models equipped with Screamin' Eagle Pro Hurricane CNC Oval Ported Cylinder Heads and High-Flow Intake Manifold P/N 27300035 or MVA Cylinder Heads and CNC-Ported Factory Heads with Intake Manifold P/N 27300052.

D. SCREAMIN' EAGLE PRO HIGH-FLOW INTAKE MANIFOLD – 64MM*

This cast manifold is machined to provide an exact fit and match to the CNC Ported Heads. Shaped to ensure a smooth transition and maximum air flow, this manifold is designed to accept the Screamin' Eagle Race Xtreme Throttle Body. Screamin' Eagle Pro High-Flow Injectors P/N 27796-08 (sold separately) are recommended. Kit includes mounting hardware. All EFI models require ECM calibration (priced separately). **For race application only.**

27300035 Hurricane Heads. **\$299.95**
Fits '16-'17 Softail, '11-'17 CVO Softail and '08-'16 Touring models equipped with Screamin' Eagle Pro 64mm EFI Throttle Body P/N 27300033 and Hurricane CNC Oval Ported Cylinder Heads P/N 17799-10.

27300052 MVA Heads. **\$159.95**
Fits '16-'17 Softail, '11-'17 CVO Softail and '08-'16 Touring models equipped with Screamin' Eagle Pro 64mm EFI Throttle Body P/N 27300033 and Screamin' Eagle Pro MVA Heads, Factory CNC Ported heads or other heads with 1.750" intake port diameter.

E. SCREAMIN' EAGLE PRO HIGH-FLOW 62MM EFI THROTTLE BODY – CABLE OPERATED THROTTLE*

To provide the ultimate results, race engines need all the unrestricted air they can get. Designed to maximize the performance of your Race Xtreme component-equipped SE120R engine, this 62mm Throttle Body is ready to take on the track. The gigantic 62mm bore Throttle Body is extruded, precision machined to ensure a smooth air flow when combined with the Oval-Ported High-Flow Intake Manifold and port-matched Hurricane Cylinder Heads. Screamin' Eagle High-Flow Fuel Injectors P/N 27797-07 (sold separately) are recommended. All EFI models require ECM calibration (priced separately). **For race application only.**

27300019A Black finish. **\$449.95**
Fits '06-'17 Dyna® (except FXDLs), '06-'15 Softail® and '06-'07 Touring models equipped with Screamin' Eagle Pro Cylinder Heads and High-Flow Intake Manifold P/N 27082-10 or 27300054.

F. SCREAMIN' EAGLE PRO HIGH-FLOW INTAKE MANIFOLD – 62MM*

This cast intake manifold is machined to provide an exact fit and match to the CNC Ported Heads. Shaped to ensure a smooth transition and maximum air flow, this manifold is designed to accept the Screamin' Eagle Race Xtreme 62mm Throttle Body. Screamin' Eagle Pro High-Flow Injectors P/N 27797-07 (sold separately) are recommended. Kit includes mounting hardware. All EFI models require ECM calibration (priced separately). **For race application only.**

27082-10 Hurricane Heads. **\$279.95**
Fits '06-'17 Dyna, '06-'15 Softail EFI models and '06-'07 Touring EFI models equipped with Screamin' Eagle Pro 62mm EFI Throttle Body P/N 27300019A and Hurricane CNC Oval Ported Cylinder Heads P/N 17799-10.

27300054 MVA Heads. **\$159.95**
Fits '06-'17 Dyna, '06-'15 Softail EFI models and '06-'07 Touring EFI models equipped with Screamin' Eagle Pro 62mm EFI Throttle Body P/N 27300019A and Screamin' Eagle Pro MVA Heads, Factory CNC Ported heads or other heads with 1.750" intake port diameter.

E. SCREAMIN' EAGLE PRO HIGH-FLOW 62MM EFI THROTTLE BODY – CABLE OPERATED THROTTLE

F. SCREAMIN' EAGLE PRO HIGH-FLOW INTAKE MANIFOLD – 62MM

Notice: The prices appearing in this catalog are the manufacturer's suggested retail prices. Actual retail prices may vary.

70 TWIN CAM
Builders Components

A. SCREAMIN' EAGLE® PRO HIGH-FLOW 58MM EFI THROTTLE BODY – CABLE OPERATED THROTTLE*

This massive 58mm bore Throttle Body is extruded, precision machined and polished to provide all the air you'll need to dominate at the track. Designed for use with Screamin' Eagle® Pro cylinder heads, installation requires separate purchase of Screamin' Eagle Pro High-Flow Intake Manifold P/N 29667-07, and either the Screamin' Eagle Pro High-Flow Air Cleaner Kit P/N 29515-08 or the Heavy Breather Air Intake System 29253-08A, 29006-09A or 28716-10. Injectors mount to the Screamin' Eagle Manifold, stock injectors can be reused for engines making up to 100 rear wheel horsepower, Screamin' Eagle Pro High-Flow Injectors P/N 27797-07 are recommended for engines producing greater than 100 Rear Wheel Horsepower. All EFI-equipped models require ECM calibration (sold separately). **For race application only.**

27639-07B \$449.95
Fits '06-'17 Dyna® (except FXDLS), '06-'15 Softail® EFI models (except '11-'15 CVO™) and '06-'07 Touring EFI models. Not compatible with cruise control.

B. SCREAMIN' EAGLE PRO HIGH-FLOW INTAKE MANIFOLD – 58MM THROTTLE BODY*

This manifold is cast and precision machined to provide an exact fit with Screamin' Eagle Pro Accessory cylinder heads and the Screamin' Eagle Pro 58mm EFI Throttle Body P/N 27639-07B. This manifold has intake runners which are .100" larger in diameter than all stock Twin Cam heads and early Screamin' Eagle performance cylinder heads. The intake port diameter in the cylinder heads should be 1.750", if not; an experienced engine builder can open the cylinder head ports to this diameter to ensure a smooth transition and air-flow. Stock injectors can be reused for applications making up to 100 rear wheel horsepower, Screamin' Eagle Pro High-Flow Injectors P/N 27797-07 are recommended for engines producing greater than 100 rear wheel horsepower. All EFI-equipped models require ECM calibration (sold separately). **For race application only.**

29667-07 \$99.95
Fits '06-'17 Dyna (except FXDLS), '06-'15 Softail EFI models (except '11-'15 CVO) and '06-'07 Touring EFI models equipped with Screamin' Eagle Pro 58mm EFI Throttle Body P/N 27639-07B.

C. SCREAMIN' EAGLE PRO HIGH-FLOW INJECTOR KIT – 6.2 g/s*

Injectors provide fuel delivery at the rate of 6.2 grams/second, 59% more than the Original Equipment injectors. All models require ECM calibration (sold separately). **For race application only.**

27400002 \$179.95
Fits Twin Cam models equipped with Screamin' Eagle Pro 62mm EFI Throttle Body P/N 27300019A with High Flow Oval Port Intake Manifold P/N 27082-10 or Screamin' Eagle Pro 58mm Throttle Body P/N 27639-07B with High Flow Intake Manifold P/N 29667-07.

SCREAMIN' EAGLE PRO HIGH-FLOW INJECTOR KIT – 5.3 g/s*

Injectors provide fuel delivery at the rate of 5.3 grams/second, 23% more than Original Equipment injectors. All models require ECM calibration (sold separately). **For race application only.**

27796-08 \$159.95
Fits models equipped with Screamin' Eagle 58mm Throttle Body P/N 27713-08 or Screamin' Eagle High Flow Oval Port Intake Manifold P/N 27300035.

SCREAMIN' EAGLE PRO HIGH-FLOW INJECTOR KIT – 4.9 g/s*

Injectors provide fuel delivery at the rate of 4.9 grams/second, 25% more than Original Equipment injectors. All models require ECM calibration (sold separately). **For race application only.**

27797-07 \$159.95
Fits Twin Cam models equipped with Screamin' Eagle® 58mm EFI Throttle Body P/N 27639-07B or 62mm EFI Throttle Body P/N 27300019A.

*NOTICE: Installation of this kit requires jetting or recalibration for proper function. Failure to do so may cause a lean fuel condition which may result in engine damage.

Street legal and/or street compliant statements refer to product meeting 50-State emissions and noise standards in the United States.

Notice: The prices appearing in this catalog are the manufacturer's suggested retail prices. Actual retail prices may vary.



Shown with MAP Sensor – Not Included



A. SCREAMIN' EAGLE PRO HIGH-FLOW 58MM EFI THROTTLE BODY – CABLE OPERATED THROTTLE

B. SCREAMIN' EAGLE PRO HIGH-FLOW INTAKE MANIFOLD – 58MM THROTTLE BODY



C. SCREAMIN' EAGLE PRO HIGH-FLOW INJECTOR KIT (27797-07 SHOWN)

SCREAMIN' EAGLE (SE) & ORIGINAL EQUIPMENT (OE) FUEL INJECTOR IDENTIFICATION

Kit P/N	Flow Rate (Static) @ 400kPa	Application	Identification
27400002	6.2 g/s	SE 62mm Cable Drive SE 58mm Cable Drive	GM 12613412 printed on body of injector (opposite side of connector)
27796-08	5.3 g/s	SE 58mm w/Electronic Throttle Control (ETC*)	IWP029B printed on injector electrical connector, red band/gray connector
27797-07	4.9 g/s	SE 50mm Cable Drive (1P), SE 58mm Cable Drive (2P), '06-later Twin Cam (except ETC* models)	27654-06 printed on body of injector (opposite side of connector)
27609-01B	4.3 g/s	SE 43mm Dual Bore, OE 46mm Cable Drive (2P), OE 50mm / SE 58mm ETC*	IWP162 printed on injector electrical connector, white band/gray connector
27625-06	3.91 g/s	OE 46mm Cable Drive (2P) '06 Twin Cam	27625-06 printed on body of injector (opposite side of connector)
27709-06A	3.91 g/s	OE 46mm Cable Drive (2P) Late '06-later Twin Cam (except ETC* models)	27709-06/A printed on body of injector (opposite side of connector)

*ETC-equipped models: '16-'17 Softail, '14-'15 FLSTNSE, '11-'12 FLSTSE, '13-'14 FXSBSE and '08-'17 Touring and Trike models.



D. SCREAMIN' EAGLE PRO SUPER BORE 51MM CV CARBURETOR KIT

D. SCREAMIN' EAGLE® PRO SUPER BORE 51MM CV CARBURETOR KIT

This is the highest-flowing carburetor Screamin' Eagle has ever tested. It will satisfy the flow need of the largest V-Twins. This Harley-Davidson® exclusive kit is complete with carb, higher-flow air cleaner and mounting hardware. This is the largest CV-style carb available and has easy access to main and pilot jets without removing the bowl. Recommended for engines 95 cubic inch and larger. Uses stock throttle cables. The 51mm CV Carburetor is not cruise control compatible. **For race application only.**

27928-07A \$629.95

Fits '99-'06 carbureted Twin Cam models. Requires separate purchase of Intake Manifold P/N 27927-07. (Not compatible with standard HTCC Heads, Harley-Davidson Air Cleaner Cover P/N 29754-01, 29598-00, 29599-00 or Screamin' Eagle® Teardrop Air Cleaner P/N 29409-02.)

E. SCREAMIN' EAGLE PRO HIGH-FLOW INTAKE MANIFOLD – 51MM SUPER BORE CARBURETOR

This manifold is designed for use with Screamin' Eagle® Pro Super Bore 51mm CV Carburetor P/N 27926-02A (sold separately). Large manifold eliminates restrictions and is machined for precision alignment to Screamin' Eagle accessory cylinder head intake flange dimensions. **For race application only.**

29414-07 \$99.95

Fits '99-'06 carbureted Twin Cam models. This manifold has intake runners which are .100" larger in diameter than all stock Twin Cam heads and early Screamin' Eagle performance cylinder heads. The intake port diameter in the cylinder heads should be 1.750", if not; an experienced engine builder can open the cylinder head ports to this diameter to ensure a smooth transition and air-flow. The intake flanges supplied in this kit will only fit cylinder heads machined for use with the stock symmetrical intake flanges (Original Equipment since MY06). All Screamin' Eagle performance cylinder heads (except Kompressor) with kit P/N extension of -06 or later have a intake port diameter of 1.750" and are machined for use with symmetrical intake flanges.

27927-07 \$129.95

Fits '99-'06 carbureted Twin Cam models. This manifold has intake runners which are the same diameter as all stock Twin Cam heads and early Twin Cam performance heads. Install using stock intake flanges.

F. DYNOJET® KIT

A premium performance modification kit for models with Original Equipment CV carburetors. Works well with free-breathing intake and exhaust. **For race application only.**

29604-00A \$84.95

Fits '00-'06 carbureted Twin Cam-equipped models.

G. SCREAMIN' EAGLE PRO BIG BORE 44MM CV CARBURETOR KIT

This carb kit is exclusive to Screamin' Eagle parts. The CV (constant velocity) design creates smooth air/fuel delivery for exceptional low- and mid-range power. The big 44mm bore allows this carb to feed even the most air hungry engine at high RPM. Easy to install with stock cables. Screamin' Eagle Intake Manifold required for proper fitment. Separate purchase of Screamin' Eagle High-Flow Air Cleaner Kit is recommended for optimal performance. This 44mm CV carburetor is not cruise-control compatible. **For race application only.**

27934-99 \$309.95

Fits '90-'99 carbureted Evolution® 1340-equipped models, '99-'06 carbureted Twin Cam-equipped models and '88-'06 XL models.

H. SCREAMIN' EAGLE PRO BIG BORE INTAKE MANIFOLD

This intake manifold is required for use with the Screamin' Eagle 44mm CV and 45mm Flatslide Carburetors. Can also be used with 42mm Flatslide or your stock CV carburetor. **For race application only.**

29635-99 \$89.95

Fits '99-'06 Twin Cam-equipped models.



E. SCREAMIN' EAGLE PRO HIGH-FLOW INTAKE MANIFOLD – 51MM SUPER BORE CARBURETOR



F. DYNOJET KIT



G. SCREAMIN' EAGLE PRO BIG BORE 44MM CV CARBURETOR KIT



H. SCREAMIN' EAGLE PRO BIG BORE INTAKE MANIFOLD

Street legal and/or street compliant statements refer to product meeting 50-State emissions and noise standards in the United States.

Notice: The prices appearing in this catalog are the manufacturer's suggested retail prices. Actual retail prices may vary.

SCREAMIN' EAGLE® PRO TWIN CAM PERFORMANCE CAMS

FOR '99-'05 DYNA®, '00-'06 SOFTAIL® AND '99-'06 TOURING MODELS.

Kits include front and rear cams. Splined rear cam is included for exceptional load handling capability. Gaskets and bearings not included. Dealer installation is recommended and special tools are required for proper installation. Cam Installation Kit P/N 17045-99C (sold separately) includes all required gaskets, bearings and seals for proper installation. '99 models require splined Cam Sprocket P/N 25716-99 for installation. All EFI models require ECM calibration (priced separately). **For race application only.**

In race applications, high-lift cams and stiff valve springs put extreme pressure on the engine's lifters and pushrods. At 7,000 RPM, instantaneous forces of up to 1200 lbs. can be experienced. This severe dynamic loading can lead to accelerated tappet wear. In these applications, we suggest installation of Screamin' Eagle High-Capacity Tappets and periodic tappet inspection and replacement to maximize engine life.

SE-203 CAM KIT

Bolt-in performance cams designed to provide exceptional midrange torque. Installation does not require any headwork or performance valve springs and will work well with stock or mildly ported heads. Peak power occurs around 5500 RPM. Works well with displacements up to 96 cubic inches. **For race application only.**

SE-204 CAM KIT

This midrange torque bolt-in cam produces peak horsepower around 5800 RPM and installation does not require any headwork or performance valve springs. Should be used in conjunction with open intake and exhaust. **For race application only.**

SE-211 CAM KIT

This camshaft works great with 103" and larger engines with free-flowing intake and exhaust. This bolt-in camshaft works well with stock heads and high-compression pistons. It increases midrange torque and top-end power. **For race application only.**

SE-251 CAM KIT*

This camshaft is a high lift version of the SE-211 camshaft. As such, it works great with 103" and larger engines with free-flowing intake and exhaust. It can be used with stock heads updated with race springs and high-compression pistons to get even more torque than a SE-211 cam or couple it with any of the performance heads to realize the full power potential of this cam. **For race application only.**

SE-253 CAM KIT*

This high lift, torque cam is designed for larger displacement engines where increased midrange power is desired. This cam works well with increased compression and free-flowing intake and exhaust. **For race application only.**

SE-254E CAM KIT

This cam provides great low-end torque along with good midrange. A good "all-around" cam, the SE-254E is a good match for a Dyna®, Softail® or light Touring bike - Road King®, Street Glide® or Road Glide® Custom-when the aggressive rider desires a little more top-end horsepower. In a 0-60 sprint or 1/4 mile drag race, the SE-254E-equipped model would pull ahead of an identical model with a SE-255 cam. **For race application only.**

SE-255 CAM KIT

The ultimate in torque cams, this cam offers substantial increase in low-end torque for engines up to 110 cubic inches with compression ratios up to 10 to 1. The low-end torque increases are great for heavy bikes or for the person who routinely shifts below 4500 RPM and wants the power available to pass without downshifting. The cam still makes peak power above 5000 RPM so people with lighter bikes will enjoy the torque increases without feeling like the bike runs out of air at higher engine speeds. These cams are used in the '07-later street compliant 103 Stage II Kits and the 110 Stage I Kits. Compression releases may be required depending on displacement and compression ratio. **For race application only.**

SE-257 CAM KIT*

This cam delivers high-end horsepower you will feel in the straightaway while maintaining decent midrange torque. This cam requires increased compression for optimum performance. Works well in conjunction with big bore or larger cylinders, forged high-compression pistons, performance heads and open intake and exhaust. **For race application only.**

SE-258 CAM KIT*

This higher power version of the SE-257 cam has been designed for high -compression big bore or larger cylinders and piston when used in conjunction with performance heads and open intake and exhaust. The later intake closing sacrifices some low-end torque to gain top-end power. The cam works great in cruiser bikes and provides an extra kick above 3000 RPM so hold on tight. **For race application only.**

SE-259E CAM KIT – EFI*

Developed specifically for throttle body EFI systems, this cam has a modern lobe design that allows for higher valve lifts for a given duration. A high-lift version of the SE-211 camshaft, this cam works great with 103" and larger engines with free-flowing intake and exhaust. It can be used with stock heads (updated with race springs) and high-compression pistons for even more torque than a SE-211 cam, or can be coupled with any of the performance heads to realize the full power potential. This cam is used in the 103" Stage III Race Kit. **For race application only.**

FOR '06-'17 DYNA, '07-'17 SOFTAIL AND '07-'16 TOURING MODELS.

Kits include front and rear cams. Splined rear cam is included for exceptional load handling capability. Gaskets and bearings not included. Dealer installation is recommended and special tools are required for proper installation. Cam Installation Kit P/N 17045-99C (sold separately) includes all required gaskets, bearings and seals for proper installation. All EFI models require ECM calibration (priced separately).

For race application only.

SE-585 CAM KIT*

This cam is a great match for riders of heavy Touring bikes looking for big torque at the low end. Just a quick downshift to fourth gear results in an effortless pass of that slow moving tractor-trailer ahead of you. This cam provides early on high torque at the low end of the RPM spectrum. A unique combination of lift, cam lobe duration and an enhanced cam profile ramp provides a performance boost you can feel. The cam's QRD (Quiet Race Design) delivers high torque throughout the RPM range while reducing valve train noise. **For race application only.**

SE-260 CAM KIT*

This cam is designed around large displacement and high RPM engines. This cam should be used with high-compression, performance heads and open intake and exhaust. This cam is used in the 103" and larger Stage IV Race Kits. It has the lift and duration necessary to take advantage of the 110+ and CNC ported heads. **For race application only.**

SE-263E CAM KIT – EFI*

Developed specifically for throttle body EFI systems, this cam has a modern lobe design that allows for higher valve lifts for a given duration. Overlap is reduced to improve part throttle drivability while maintaining great wide open throttle torque and power. This camshaft works well with 110" and larger engines. It should be used with high-compression performance heads and free-flowing intake and exhaust. **For race applications only.**

SE-266E CAM KIT – EFI*

Developed specifically for throttle body EFI systems, this cam has a modern lobe design that allows for higher valve lifts for a given duration. Overlap is reduced to improve part throttle drivability while maintaining great wide open throttle torque and power. This camshaft works well with 110" and larger engines. It should be used with high-compression performance heads and free-flowing intake and exhaust. This cam shaft is used in the 113" Stage IV Race Kit and SE120R engines. **For race applications only.**

RX-267 CAM KIT*

This Race Xtreme camshaft uses a very aggressive full-race lobe design to maximize airflow into the engine. The aggressive ramp design opens and closes the valves quickly to maximize the valve open area and promotes maximum flow and power. These cams are not for the faint of heart or novice – they are for the serious racer with a desire to beat the competition. These cams are designed to work in concert with the Hurricane CNC Oval Ported cylinder heads, high-compression pistons, Oval Port High-Flow Intake Manifold, Screamin' Eagle® 62mm Throttle Body with high-flow injectors and matching Velocity Stack. **For race application only.**

Street legal and/or street compliant statements refer to product meeting 50-State emissions and noise standards in the United States.

NOTE: Separate purchase of Cam Spacer Kit P/N 25928-06 is recommended for '06-'17 Dyna®, '07-'17 Softail® and '07-'16 Touring models. These kits contain five different spacers to achieve proper sprocket alignment. Individual spacers can be purchased separately.

CAM SPECIFICATIONS

Description	'99-'05 Dyna® '00-'06 Softail® '99-'06 Touring	'06-'17 Dyna '07-'17 Softail '07-'16 Touring	Lift @ Valve Intake/Exhaust	Duration @ .053 Intake/Exhaust	Timing @ .053 Lift Open/Close	TDC Lift @ Valve Intake/Exhaust
Stock TC88, 95, 103	—	—	.484" / .484"	198° / 222°	Intake: 12° ATDC / 30° ABDC Exhaust: 38° BBDC / 04° ATDC	0.041" / .102"
Stock TC 103 HO	—	See Service manual for specific P/N	.511" / .511"	212° / 233°	Intake: 02° BTDC / 30° ABDC Exhaust: 43° BBDC / 10° ATDC	.091" / .125"
SE-203 Midrange TQ	25937-99B \$329.95	—	.510" / .483"	234° / 239°	Intake: 18° BTDC / 36° ABDC Exhaust: 42° BBDC / 17° ATDC	0.178" / .152"
SE-204 Midrange TQ	25149-00 \$329.95	25464-06 \$329.95	.508" / .508"	236° / 240°	Intake: 22° BTDC / 34° ABDC Exhaust: 52° BBDC / 08° ATDC	0.208" / .129"
SE-211 Midrange TQ	25152-00 \$329.95	25465-06 \$329.95	.508" / .508"	248° / 256°	Intake: 23° BTDC / 45° ABDC Exhaust: 59° BBDC / 17° ATDC	0.203" / .170"
SE-251* Midrange TQ	25121-03 \$329.95	—	.579" / .579"	244° / 250°	Intake: 18° BTDC / 46° ABDC Exhaust: 56° BBDC / 14° ATDC	0.178" / .158"
SE-253* Midrange TQ	25376-03 \$329.95	—	.538" / .538"	240° / 256°	Intake: 7° BTDC / 53° ABDC Exhaust: 59° BBDC / 17° ATDC	0.119" / .158"
SE-254E Midrange TQ	—	25503-10 \$329.95	.535" / .536"	224° / 234°	Intake: 01° ATDC / 43° ABDC Exhaust: 50° BBDC / 04° ATDC	0.094" / .102"
SE-255 Low Speed TQ	—	25638-07 \$329.95	.556" / .556"	211° / 235°	Intake: 6° BTDC / 25° ABDC Exhaust: 48° BBDC / 7° ATDC	0.130" / .116"
SE-257* Midrange HP	25155-00 \$329.95	—	.569" / .569"	252° / 260°	Intake: 24° BTDC / 48° ABDC Exhaust: 59° BBDC / 21° ATDC	0.213" / .200"
SE-258* Hi Speed HP	25137-00 \$329.95	25474-06 \$329.95	.569" / .569"	258° / 268°	Intake: 26° BTDC / 52° ABDC Exhaust: 65° BBDC / 23° ATDC	0.224" / .208"
SE-259E* Midrange HP	—	25482-10 \$329.95	.579" / .579"	246° / 250°	Intake: 19° BTDC / 47° ABDC Exhaust: 58° BBDC / 12° ATDC	0.182" / .155"
SE-585* Midrange TQ	—	25400117 \$329.95	.584" / .584"	234° / 240°	Intake: 18° BTDC / 36° ABDC Exhaust: 47° BBDC / 13° ATDC	0.178" / .142"
SE-260* Hi Speed HP	25122-02 \$329.95	25475-06 \$329.95	.609" / .609"	263° / 269°	Intake: 28° BTDC / 55° ABDC Exhaust: 65° BBDC / 24° ATDC	0.236" / .213"
SE-263E* Hi Speed HP	—	25483-10 \$329.95	.637" / .637"	254° / 258°	Intake: 22° BTDC / 53° ABDC Exhaust: 64° BBDC / 15° ATDC	0.196" / .168"
SE-266E* Hi Speed HP	25400029 \$329.95	25494-10 \$329.95	.658" / .658"	262° / 266°	Intake: 24° BTDC / 58° ABDC Exhaust: 69° BBDC / 17° ATDC	0.208" / .178"
RX-267* Hi Speed HP	—	25602-10 \$329.95	.660" / .660"	278° / 282°	Intake: 31° BTDC / 67° ABDC Exhaust: 76° BBDC / 26° ATDC	0.257" / .231"

Theoretical based on rocker arm ratio of 1.65. Valve train components, operation temperature and tolerance stack-up will affect actual lifts.

NOTE: It is recommended that older models should have valve springs replaced over time as valve springs lose their tension over time and lose their ability to support appropriate valve spring tension especially when used at higher RPM's.

***NOTICE:** Requires use of Screamin' Eagle Valve Spring Kit and appropriate Screamin' Eagle Pushrods for installation and to ensure proper clearance. Failure to comply may result in engine damage.

NOTE: Separate purchase of Cam Spacer Kit P/N 25928-06 is recommended for '06-'17 Dyna®, '07-'17 Softail® and '07-'16 Touring models. These kits contain five different spacers to achieve proper sprocket alignment. Individual spacers can be purchased separately.

Notice: The prices appearing in this catalog are the manufacturer's suggested retail prices. Actual retail prices may vary.

74 TWIN CAM
Builders Components

A. SCREAMIN' EAGLE® RACE VALVE SPRING KIT*

This straight coil double spring Race Valve Spring Kit will allow the engine to rev to 7000 RPM and enable the use of higher lift cams. Complete kit includes springs, upper and lower collars and valve keys.

18344-05 7mm dia. Valve Stems. \$164.95
Fits '04-later XL and '05-'17 Twin Cam models with stock cylinder heads. Will not fit FXDLS, FLSS, FLSTFBS, CVO™ 103CI and 110CI models or models equipped with Screamin' Eagle® cylinder heads.

18281-02A 5/16" dia. Valve Stems. \$164.95
Fits '99-'04 Twin Cam, all Evolution® 1340 and '86-'03 XL models. (not shown)

B. SCREAMIN' EAGLE PERFORMANCE VALVE SPRING KIT*

This performance Beehive-shaped Valve Spring Kit will permit the Sportster® engine to rev to 7000 RPM. The unique ovate wire yields increased performance from a compact spring design. The installed spring pressure is increased to 208 lbs, and allows a maximum lift of .590". Complete kit includes springs, upper collars and keepers and lower collars with integral valve seals.

18013-03A \$149.95
Fits '04-later XL, XR and '05-'17 Twin Cam-equipped models. Does not fit FXDLS, FLSS, FLSTFBS or Screamin' Eagle Performance Heads with .3125" diameter valves.

Also available: SCREAMIN' EAGLE VALVE SPRING SHIM KIT

This Valve Spring Shim Kit allows the engine builder to adjust spring pressure by combining various thickness shims. The kit is a great help when trying to obtain consistent spring pressure across all valves. Kit includes 12 shims (4 each: .015", .030", .060" thickness).

18226-03 \$11.95
Fits '04-later XL and '05-'17 Twin Cam models equipped with Valve Spring Kit P/N 18344-05. Also fits '99-'04 Twin Cam, all Evolution 1340 and '86-'03 XL models equipped with Valve Spring Kit P/N 18013-03A.

C. SCREAMIN' EAGLE BIG BORE HIGH-PERFORMANCE HEAD GASKET KIT

This multi-layered head gasket provides improved sealing for 3-7/8" Big Bore high-performance engines. Sold in pairs. For engines with compression ratios above 10.0:1, Screamin' Eagle High Tensile Cylinder Studs P/N 16505-01 are required.

16101-01 \$49.95
Fits '99-'17 Big Bore (3.875" bore) Twin Cam-equipped models. Does not fit FXDLS, FLSS, FLSTFBS, FXSE or Twin-Cooled™ models.

D. SCREAMIN' EAGLE HIGH TENSILE CYLINDER STUD KIT

This 8-piece High Tensile Cylinder Stud Kit is a must for the serious engine builder. The studs feature a unique thread design and enhanced material properties to withstand the forces of a high-compression engine.

16505-01 \$49.95
Fits '99-'17 Twin Cam-equipped models.

*NOTICE: Proper valve spring to rocker cover clearance must always be verified during installation of Screamin' Eagle Valve Spring Kits. Failure to have adequate clearance may result in engine damage.

Street legal and/or street compliant statements refer to product meeting 50-State emissions and noise standards in the United States.

Notice: The prices appearing in this catalog are the manufacturer's suggested retail prices. Actual retail prices may vary.



A. SCREAMIN' EAGLE RACE VALVE SPRING KIT




B. SCREAMIN' EAGLE PERFORMANCE VALVE SPRING KIT

Spring Kit (Valve Stem Dia.)	Force at 1.800" Installed Height	Recommended Max Lift	Spring Force at Max Lift	RPM Range	Spring Type	Cam Application	Notes
18013-03A (7mm)	208	.585	380	0-6500	Ovate Beehive	SE-203, 204, 211, 253, 255, 258, 259E, 585	Used on SE XL, OE CNC Ported and SE Kompressor Twin Cam Heads.
18344-05 (7mm)	195	.660	520	0-7000	Double wound	SE-251, 260, 264, 263E, 266E	N/A
18281-02A	195	.660	520	0-7000	Double wound	SE-251, 260, 264, 263E, 266E, RX267	Used on SE MVA and SE 110+

SCREAMIN' EAGLE VALVE SPRING KIT CHART



C. SCREAMIN' EAGLE BIG-BORE HIGH-PERFORMANCE HEAD GASKET KIT



D. SCREAMIN' EAGLE "HIGH TENSILE" CYLINDER STUD KIT

**E. SCREAMIN' EAGLE ROLLER ROCKER ARMS****F. SCREAMIN' EAGLE PRO ROCKER ARMS – 1.725:1 RATIO****G. SCREAMIN' EAGLE HIGH-CAPACITY TAPPETS****H. SCREAMIN' EAGLE TWIN CAM FORGED ROCKER SUPPORTS****I. SCREAMIN' EAGLE PRO LOWER ROCKER BOX HOUSING****E. SCREAMIN' EAGLE® ROLLER ROCKER ARMS**

Unique roller-tip design increases strength and reduces valve stem side-loading and tip friction. Built to handle cams with up to .700" lift in high RPM application. Complete kit includes set of four.

17378-98 \$469.95

Fits '84-'99 Evolution® 1340-equipped models, '86-later XL and XR models and '99-'17 Twin Cam-equipped models. (Modification is required on Twin Cam rocker covers.)

F. SCREAMIN' EAGLE PRO ROCKER ARMS – 1.725:1 RATIO

Manufactured from the forging used for Original Equipment rocker arms for enhanced integrity, these Screamin' Eagle® Rocker Arms feature a lift ratio of 1.725:1 verses the stock ratio of 1.65. The larger ratio will increase valve opening to enhance power output on larger displacement engines. As with all performance products, these Rocker Arms should be installed by a qualified technician to ensure appropriate clearances between valves and pistons. Kit includes four rocker arms. **For race application only.**

17396-08 \$194.95

Fits '84-'99 Evolution 1340-equipped models, '86-later XL models and '99-'17 Twin Cam-equipped models.

G. SCREAMIN' EAGLE HIGH-CAPACITY TAPPETS*

Screamin' Eagle Tappets feature large high capacity needles in the roller bearing assembly to improve reliability when operating with high lift cams, high pressure valve springs and in high RPM applications. The 25% larger needle bearings increase the dynamic load rating by approximately 20% when compared to the Original Equipment Twin Cam tappets. The unique design delivers superior tappet life in performance applications. Set of 4.

18572-13 \$249.95

Fits '99-'17 Twin Cam-equipped models and '00-later XL and XR models.

H. SCREAMIN' EAGLE TWIN CAM FORGED ROCKER SUPPORTS

Increased strength Rocker Supports will handle the increased loads from higher lift cams and higher RPM applications. This product keeps valve train geometry solid. Works with stock or roller rocker arms. Includes required hardware for installation.

17675-01B \$159.95

Fits '99-'17 Twin Cam-equipped models.

I. SCREAMIN' EAGLE PRO LOWER ROCKER BOX HOUSING

Eliminate the grinding and shaping required when installing high-performance valve springs or heads. These lower rocker box housings have been factory-machined to provide the clearance required for large valve springs and collars, ending the trial-and-error rework of the stock rocker boxes. Housings are sold individually. Gaskets must be purchased separately.

17578-10 \$99.95

Fits '99-'17 Twin Cam models equipped with 110+ Cylinder Heads, MVA Cylinder Heads, ACR Performance Cylinder Heads or heads equipped with Screamin' Eagle Race Valve Springs.

*NOTE: In race applications, high-lift cams and stiff valve springs put extreme pressure on the engine's lifters and pushrods. At 7,000 RPM, instantaneous forces of up to 1200 lbs. can be experienced. This severe dynamic loading can lead to accelerated tappet wear. In these applications, we suggest installation of Screamin' Eagle High-Capacity Tappets and periodic tappet inspection and replacement to maximize engine life.

Street legal and/or street compliant statements refer to product meeting 50-State emissions and noise standards in the United States.

Notice: The prices appearing in this catalog are the manufacturer's suggested retail prices. Actual retail prices may vary.

76 TWIN CAM
Builders Components

A. SCREAMIN' EAGLE® PREMIUM TAPERED QUICK-INSTALL ADJUSTABLE PUSHRODS

These premium pushrods are tapered for enhanced clearance at the cylinder head, allowing the use of higher lift cams. The one-piece chrome moly tube adds rigidity and durability and the threaded adjustment feature provides easy cam installation without removing the cylinder heads or rocker boxes. To simplify adjustment, the tube features six flats, with one flat marked with a large dot for tracking the adjustment. The threaded rod features 4 flats to reduce wrench swing. Each pushrod features the Screamin' Eagle logo and is marked for Intake or Exhaust. Kit includes 4 pushrods and required push-rod tubes.

Table with 3 columns: Part Number, Description, Price. Rows include 17900032 (Gloss Black Covers, \$189.95) and 18404-08 (Chrome Covers, \$184.95).

B. SCREAMIN' EAGLE PRO PERFECT FIT PUSHRODS*

These one-piece tapered pushrods are stiffer than conventional pushrods and are lighter than adjustable pushrods. These are perfectly sized for the engine builder who knows what head and cam combination are being used. Four sizes to fit the most popular head and cam combinations. Refer to pages 72-73 for model-specific cam information. Sold in sets of 4.

Fits '99-'17 Twin Cam engines. Refer to application chart at the bottom of this page for applicable cylinder head and cam combinations.

Table with 3 columns: Part Number, Description, Price. Rows include 18400-03 (Original Equipment Length, \$119.95), 18401-03 (+.030", \$119.95), and 18402-03 (-.030", \$119.95).

*NOTE: Screamin' Eagle Adjustable or Perfect Fit Pushrods are required when installing Screamin' Eagle Twin Cam Cylinder Heads and SE-251, SE-257, SE-258 or SE-260 Camshafts.

*CAUTION: Proper valve spring to rocker cover clearance must always be verified during installation of Screamin' Eagle Valve Spring Kits. Failure to have adequate clearance may result in engine damage.

Street legal and/or street compliant statements refer to product meeting 50-State emissions and noise standards in the United States.

Notice: The prices appearing in this catalog are the manufacturer's suggested retail prices. Actual retail prices may vary.



A. SCREAMIN' EAGLE PREMIUM TAPERED QUICK-INSTALL ADJUSTABLE PUSHRODS – GLOSS BLACK COVERS



A. SCREAMIN' EAGLE PREMIUM TAPERED QUICK-INSTALL ADJUSTABLE PUSHRODS – CHROME COVERS

Image of four pushrods.

Type of Cam Installed	Type of Head Installed		
	Original Equipment	CNC-Ported Factory Heads or Screamin' Eagle MVA Heads	Screamin' Eagle Kompressor Heads
Stock, SE-203, SE-204, SE-211, SE-253, SE-254E, SE-255	18400-03	18402-03	
SE-251, SE-257, SE-258, SE-259E, SE-585	18401-03	18400-03	18402-03
SE-260, SE-264, SE-263E	N/A	18401-03	N/A
RX-267, SE-266E	N/A		N/A

B. SCREAMIN' EAGLE PRO PERFECT FIT PUSHRODS



C. SCREAMIN' EAGLE HYDRAULIC CAM CHAIN TENSIONER AND HIGH-FLOW OIL PUMP UPGRADE KIT

C. SCREAMIN' EAGLE® HYDRAULIC CAM CHAIN TENSIONER AND HIGH-FLOW OIL PUMP UPGRADE KIT

This kit updates the cam chain of your Twin Cam 88® engine to the latest design, as featured on the Twin Cam 96™ engine. The billet cam support plate has been designed to allow the installation of the Twin Cam 96 hydraulic cam chain tensioner to Twin Cam 88-equipped models. These Hydraulic Cam Chain Tensioners will significantly outlast the spring loaded tensioners and are an ideal addition to an engine modified for improved performance. In addition, '02-'06 models utilize a Twin Cam 96 single row front roller chain and sprocket (included in kit). '99-'01 models use Original Equipment front silent chain and sprocket to retain the cam position sensor function. The kit includes an improved Screamin' Eagle® High-Flow Oil Pump that provides increased oil pressure at high-operating temperatures. This kit increases the oil supply by 23% and scavenging by 50% when compared to the '99-'05 Original Equipment oil pump and reduces operating temperature of bearings to improve bearing life.

25284-11 \$499.95
Fits '99-'05 Dyna®, '00-'06 Softail® and '99-'06 Touring models. Installation requires separate purchase of Spacer Kit P/N 25285-08, Cam Service Kit P/N 17045-99D and Drive Gear Retention Kit P/N 25566-06.

Also available:

SCREAMIN' EAGLE CAM CHAIN TENSIONER SPACER KIT

Specifically designed for Hydraulic Cam Chain Tensioner Upgrade Kit P/N 25284-11. Kit includes an assortment of six different spacers. Spacers are required to space the cam sprocket to correct alignment with the mating pinion chain sprocket.

25285-08 \$24.95
Required for installation of Screamin' Eagle Hydraulic Cam Chain Tensioner Upgrade Kit P/N 25284-11.

D. SCREAMIN' EAGLE BILLET CAM SUPPORT PLATE WITH HIGH VOLUME OIL PUMP

A great upgrade for any performance motor. The Billet Cam Support Plate is manufactured from billet aluminum with pressed-in bronze bushings and is pre-assembled with the crankshaft bushing and oil pressure relief valve. Aluminum is specified at 6061 billet plate, heat treated to T6 specifications with a surface-hardened anodized finish to provide superior strength, rigidity and durability. CNC-precision machining ensures precise dimensions and constant material thickness across the plate, enabling perfect alignment of cams and chains. Cam bushings are made from 660 bronze materials to provide enhanced wear resistance and to stand up to increased loads from the high lift cams common in large displacement motors. The improved Screamin' Eagle high-flow oil pump provides higher pressure when the oil is hot to keep pressure drops to a minimum and increases the oil supply by 16% and the scavenging by 29% over the '06-'17 Original Equipment oil pump.

25282-11 \$429.95
Fits '06-'17 Dyna® and '07-'17 Softail®, and '07-'16 Touring and Trike models. Installation requires separate purchase of Cam Service Kit P/N 17045-99D and Drive Gear Retention Kit P/N 25566-06.

E. SCREAMIN' EAGLE HIGH-PERFORMANCE INNER CAM BEARINGS

High-performance Inner Cam Bearings are a smart upgrade when installing high-lift cams in a race bike. These bearings provide increased load capacity and extend the engine life in extreme racing conditions. Kit includes two bearings required to complete one Twin Cam engine.

24017-10 \$19.95
Fits '99-'05 Dyna, '00-'06 Softail and '99-'06 Touring models.
24018-10 \$19.95
Fits '06-'17 Dyna, '07-'17 Softail and '07-'16 Touring and Trike models.



D. SCREAMIN' EAGLE BILLET CAM SUPPORT PLATE WITH HIGH VOLUME OIL PUMP



New Pump Rotor

Original Pump Rotor

HIGH VOLUME OIL PUMP COMPARISON



E. SCREAMIN' EAGLE HIGH-PERFORMANCE INNER CAM BEARINGS

Street legal and/or street compliant statements refer to product meeting 50-State emissions and noise standards in the United States.

Notice: The prices appearing in this catalog are the manufacturer's suggested retail prices. Actual retail prices may vary.

78 TWIN CAM

Builders Components

A. SCREAMIN' EAGLE® PRO HURRICANE CNC OVAL PORTED CYLINDER HEADS*

Engineered to maximize the track performance potential of the SE120R race-engine, these Hurricane Cylinder Heads are ready to complete your Race Xtreme conversion. These black-highlighted cylinder heads have been meticulously CNC-machined for efficient air flow and the machined raised oval intake ports allow a straighter shot into the combustion chamber. The heads feature large 2.175" intake and 1.635" exhaust valves that are held in check with a set of Screamin' Eagle® Race Valve Springs with Titanium upper collars that allow use of cams with up to .660" valve lift. All EFI models require ECM calibration (priced separately). **For race application only.**

17799-11 Black Highlighted. **\$1,599.95**
Fits '06-'17 Twin-Cam engines equipped with Oval Port High-Flow Intake Manifold P/N 27082-10 or 27300035. Does not fit Twin-Cooled™ models.

B. SCREAMIN' EAGLE PRO MAXIMUM VELOCITY AREA (MVA) CYLINDER HEADS – CNC PORTED*


The most advanced Twin Cam performance cylinder head design available. Screamin' Eagle CNC Ported Maximum Velocity Area (MVA) cylinder heads create power across the entire RPM range by maximizing velocity through the intake ports. Increased air speed velocity through the ports is achieved by "right sizing" port volume at 98cc, lowering the port roof, and by precision-machining the shape of the port to complement the giant 2.120" intake valves. Screamin' Eagle CNC-Ported MVA Cylinder Heads conquer a unique engineering challenge and provide the highest possible torque and acceleration at any RPM. MVA Heads will boost the punch of a 103" engine. When paired with high lift cams, MVA Heads can give a 110" or 113" motor everything it needs to achieve new levels of performance. Countless hours of dyno testing resulted in a 95cc combustion chamber that performs in perfect balance with the port size and shape and reduced detonation. MVA Heads feature Screamin' Eagle Race Springs that permit the use of high lift cams (up to .660") and are machined to accept automatic compression releases (sold separately) for easier starting. MVA Heads are manufactured and assembled at Harley-Davidson's world class engine factory in Milwaukee, ensuring every set is made to exact tolerances. All EFI Models require ECM calibration (priced separately). **For race applications only.**

16925-11 Black Highlighted. **\$1,399.95**
Fits '99-'17 Twin Cam equipped models (except Twin-Cooled models). '99-'05 models require separate purchase of (2) Intake Seal Flanges P/N 26993-06.

NOTICE: Screamin' Eagle Adjustable or Perfect Fit Pushrods are required for installation.

*NOTE: See matrix on page 82 for recommended cylinder head/piston combination.


Notice: The prices appearing in this catalog are the manufacturer's suggested retail prices. Actual retail prices may vary.



A. SCREAMIN' EAGLE PRO HURRICANE CNC OVAL PORTED CYLINDER HEADS – BLACK HIGHLIGHTED



B. SCREAMIN' EAGLE PRO MAXIMUM VELOCITY AREA (MVA) CYLINDER HEADS – CNC PORTED



C. SCREAMIN' EAGLE PRO CNC PORTED FACTORY CYLINDER HEADS WITH VALVE UPGRADE

C. SCREAMIN' EAGLE® PRO CNC PORTED FACTORY HEADS WITH VALVE UPGRADE

A cost-effective alternative for upgrading the performance of your bike. The intake and exhaust ports are meticulously machined to smooth the surfaces, enhancing the flow characteristics of air and fuel to provide enhanced performance. But it doesn't stop there; oversized (1.875") stainless steel intake valves and stock (1.575") stainless steel exhaust valves rest in reshaped valve seats that improve flow rates. The combustion chambers have been machined to smooth the surface and feature a blended radius on the bathtub's edge to reduce detonation by eliminating hot spots and promoting improved combustion. The head gasket surface has been milled to maintain stock combustion chamber volume, which results in stock compression when used with Original Equipment pistons. Compression can be increased with the installation of matched Screamin' Eagle® high compression pistons. Heads are assembled with high performance valve springs that support cams with lift up to .585". Heads are machined and threaded to simplify installation of Automatic Compression Release (sold separately). All EFI models require ECM calibration (priced separately).

For race application only.

16500208 Complete Head Kit. **\$999.95**
Fits '14-'16 FLHTCU, FLHTCUL, FLHTK, FLHTKL and FLTRU models equipped with Twin-Cooled™ engines.

16500013A Complete Head Kit. **\$999.95**
Fits '99-'17 Twin Cam-equipped models. '99-'05 models require separate purchase of (2) Intake Flanges P/N 26993-06. Does not fit FXDLS, FLSS, FLSTBS, FXSE or Twin-Cooled equipped models.

Also available:

CNC PORTING AND VALVE UPGRADE SERVICE FOR FACTORY CYLINDER HEADS

A cost-effective alternative to purchasing complete heads. Your new take-off Original Equipment heads are returned, and are completely re-machined and equipped with updated valves and springs to match the specifications and performance of the Screamin' Eagle Pro CNC Ported Head Kit. Porting service is designed for new heads removed from new bikes with less than 3,500 miles. This is not a refurbish or core exchange program. The heads that are supplied will be reworked and returned. Valve seats are multi-angle recut on intake and single angle on exhaust. Heads retain stock valve guides and valve guides are not rebuilt or replaced. See your dealer for complete program details. US Dealers Only.

For race application only.

16500259 Porting Service. **\$699.95**
Available for '14-'16 FLHTCU, FLHTCUL, FLHTK, FLHTKL and FLTRU models equipped with Twin-Cooled engines.

16500067 Porting Service. **\$649.95**
Available for '06-'17 Twin Cam models (except FXDLS, FLSS, FLSTBS, FXSE and Twin-Cooled models) or '99-'05 models equipped with '06-'17 style cylinder heads.

D. SCREAMIN' EAGLE PRO KOMPRESSOR CYLINDER HEADS*

A cost-effective alternative for upgrading the performance over your Original Equipment heads. These heads are designed to provide enhanced performance results by increasing compression and are assembled with high-performance valve springs that support cams up to .585" lift. Heads produce 10.5:1 compression ratio when paired with Original Equipment pistons. Heads are machined for optional Automatic Compression Release (ACR). All EFI models require ECM recalibration (priced separately). **For race application only.**

17044-08A Black Highlighted. **\$599.95**
Fits '99-'17 Twin Cam equipped models (except FXDLS and Twin-Cooled models). '99-'05 models require separate purchase of (2) Intake Seal Flanges P/N 26993-06. '06-later models reuse Original Equipment Intake Seal Flanges.



D. SCREAMIN' EAGLE PRO KOMPRESSOR CYLINDER HEADS

Screamin' Eagle Cylinder Head Type

	Hurricane	MVA	CNC Factory	Kompressor/OE
Lift (in.)	SCFM	SCFM	SCFM	SCFM
0	0	0	0	0
0.1	60	65	66	61
0.2	134	134	124	121
0.3	202	194	200	174
0.4	265	246	244	192
0.5	313	279	256	197
0.55	328	284	254	199
0.6	336	290	—	—
0.65	345	295	—	—

INTAKE PORT FLOW AS A FUNCTION OF VALVE LIFT

NOTICE: Screamin' Eagle Adjustable or Perfect Fit Pushrods are required for installation.

Notice: The prices appearing in this catalog are the manufacturer's suggested retail prices. Actual retail prices may vary.



BIG BORE BOLT-ON CYLINDERS

When it comes to increasing engine power, there is no substitute for more cubic inches. With efficient filling of the air/fuel mixture, the bigger the displacement, the more power your engine can produce. In the past, the only way to increase the bore of your 103 or 110 cubic inch Twin Cam V-Twin motor was to tear down the motor and re-bore the engine cases to fit larger bore cylinder spigots. It was a labor-intensive – and expensive – process.

The Screamin' Eagle team has engineered a Big Bore Cylinder and Piston package that increase the internal bore without increasing the outside diameter of the cylinder spigot. The cylinder slips into the existing case bore without modification.

HIGH-STRENGTH CYLINDER LINERS ARE MACHINED TO SLIP INTO THE STOCK CASE OPENING



A. SCREAMIN' EAGLE® PRO 4.125" BIG BORE BOLT-ON CYLINDER AND PISTON KIT – CVO™ 110CI TO 117CI

Racers can take their model's Original Equipment 110 cubic inch motor to a full 117 cubic inches without removing the engine from the chassis. The Screamin' Eagle team has engineered a 4.125" Big Bore Cylinder and Piston package that increase the internal bore from 4.0" to 4.125", without increasing the outside diameter of the cylinder spigot. The cylinder slips into the existing case bore without modification. Have you already installed a CVO™ Stage III performance kit on your CVO 110 Twin Cam motor? If so, you can retain that performance investment and combine those components with this kit. This kit will add a whopping 7 cubic inches of displacement for more torque throughout the RPM range. The kit includes front and rear cylinders, system-matched pistons with rings, and cylinder head gaskets. All EFI models require ECM calibration (priced separately). **For race application only.**

Fits '07-'17 CVO 110CI models. Also fits '16-'17 110CI FLSS, FLSTFBS and FXDLS models. Requires custom tuning to your specific application.

92500051	Granite Highlighted.	\$1,299.95
92500050	Black Highlighted.	\$1,299.95



A. SCREAMIN' EAGLE PRO 4.125" BIG BORE BOLT-ON CYLINDER AND PISTON KIT – CVO 110CI TO 117CI

Notice: The prices appearing in this catalog are the manufacturer's suggested retail prices. Actual retail prices may vary.



B. SCREAMIN' EAGLE PRO 4" BIG BORE BOLT-ON CYLINDER AND PISTON KIT – 96/103CI TO 110CI

B. SCREAMIN' EAGLE® PRO 4" BIG BORE BOLT-ON CYLINDER AND PISTON KIT – 96/103CI TO 110CI

Take your 96 or 103 cubic inch motor to a full 110 cubic inches without removing the engine from the chassis. The Screamin' Eagle team has engineered a 4" Big Bore Cylinder and Piston package that increase the internal bore from 3-7/8" to 4", without increasing the outside diameter of the cylinder spigot. The cylinder slips into the existing case bore without modification. Have you already installed a Stage III or Stage IV performance kit on your 103 Twin Cam motor? This kit will add a whopping 7 cubic inches of displacement for more torque throughout the RPM range. The kit includes front and rear cylinders, system-matched pistons with rings, and top head gaskets. All EFI models require ECM calibration (priced separately). **For race application only.**

92500039 Black Highlighted. **\$1,195.95**
Fits '07-'17 Twin Cam models with 4-3/8" stroke flywheel. Cannot be installed on CVO™ 110, FXDLS, FLSS or FLSTFB 110 models or models with engine cases that have been machined to accept large-bore cylinders. Twin-Cooled™ models require separate purchase of model-specific head gaskets.

C. SCREAMIN' EAGLE PRO 4.060" BIGGER-BORE CYLINDER KIT

These 4.060 inch Bigger Bore cylinders increase the displacement of a Twin Cam engine to 1856CC's (113"/1.9 Liter) (Twin Cam 88® engines also require Screamin' Eagle® Pro Stroker Flywheel and Rod Assembly). Cylinders are factory-honed to accept standard bore size 4.060" pistons. Cylinder spigot is machined for cylinder-to-cylinder clearance for this large displacement application. Installation requires crankcase machining by a qualified machinist. Dealer installation is recommended. Kit includes front and rear cylinders and required gaskets. All EFI models require ECM calibration (priced separately). **For race application only.**

16550-04C Black Highlighted. (pair) **\$439.95**
Fits '99-'17 Twin Cam-equipped models (except FXDLS, FLSS, FLSTFB or Twin-Cooled™ models). Cannot be installed on 110CI CVO models, or any Twin Cam model previously upgraded to a 110CI motor. Requires crankcase modifications or separate purchase of SE Pro Crankcase P/N 24601-10 or 24400001A.

D. SCREAMIN' EAGLE 3-7/8" BIG-BORE CYLINDER KIT

Bigger is better. This kit increases displacement of the Twin Cam 88 (1450) to 95 cubic inches (1550) or 103 cubic inches (1690) when used with Screamin' Eagle Stroker Flywheel and Rod Assembly. Also can be used with Twin Cam 96™ (1584) models to produce 103 cubic inches (1690) with stock flywheels. These cylinders require no crankcase machining and are finished honed for standard size 3-7/8" pistons. Use with flat-top, high-compression or Stroker pistons. All EFI models require ECM calibration (priced separately).

Fits '99-'17 Twin Cam 88 or 96CI-equipped models.

16500045A Black Non-Highlighted. (pair) **\$299.95**

16546-99A Black Highlighted. (pair) **\$299.95**

16549-99A Silver Highlighted. (pair) **\$349.95**



4.060" Black Highlighted

C. SCREAMIN' EAGLE PRO 4.060" BIGGER-BORE CYLINDER KIT



Black Highlighted



Black Non-Highlighted

D. SCREAMIN' EAGLE 3-7/8" BIG-BORE CYLINDER KIT

Street legal and/or street compliant statements refer to product meeting 50-State emissions and noise standards in the United States.

Notice: The prices appearing in this catalog are the manufacturer's suggested retail prices. Actual retail prices may vary.

82 TWIN CAM
Builders Components

A. SCREAMIN' EAGLE® PRO HIGH COMPRESSION PISTONS – TWIN-COOLED™ HEADS*

Designed for use with the unique combustion chamber of the Original Equipment or Factory CNC-Ported Heads for Twin-Cooled™ 103CI models, these pistons deliver impressive performance gains. The liquid-cooled exhaust valves reduce the chance of detonation and allow the engine to take advantage of higher compression ratios. Forged from high-strength aluminum, these 10.75:1 (Original Equipment) or 11.0:1 (CNC Ported) ratio pistons feature nickel-plated surfaces for enhanced durability and special coated skirting for improved wear-resistance. These pistons include Titanium SST rings to withstand the stresses seen in racing. Complete kit includes pistons, rings, wrist pins and clips. All EFI models require ECM calibration (priced separately). For race application only.

Fits '14-'16 FLHTCU, FLHTCUL, FLHTK, FLHTKL, FLTRU and FLHTCUTG models with 103CI Twin-Cooled engines.

Table with 3 columns: Part Number, Bore, and Price. Row 1: 27000007, 3.875" (Standard Bore), \$329.95. Row 2: 27000009, 3.875" Bore (+0.010 o/s), \$329.95.

NOTE: High-Compression Piston applications require installation of appropriate compression release in cylinder heads.



A. SCREAMIN' EAGLE PRO HIGH COMPRESSION PISTONS – TWIN-COOLED HEADS

Displacement Calculation:

π x r² x stroke x 2 cylinders
Where π = 3.14, and r = (bore diameter/2)

Cylinder Head/Piston Combination Compression Ratio Chart

Table with 6 columns: Displacement, Piston Type, Original Equipment and CNC-Ported Factory Cylinder Heads, Kompressor Heads, CVO™ Stock Head and CNC Ported MVA, Hurricane Heads. Rows include 95CI, 96CI, 103CI, 110CI, 113CI, and 120CI models with various piston and head combinations.

"N.A." denotes not applicable – these combinations are not recommended.

Notice: The prices appearing in this catalog are the manufacturer's suggested retail prices. Actual retail prices may vary.



B. SCREAMIN' EAGLE PRO TWIN CAM FORGED 12:1 COMPRESSION PISTON KIT*



C. SCREAMIN' EAGLE PRO TWIN CAM FORGED 11.1:1 COMPRESSION PISTON KIT FOR MVA, 110+ OR ACR PERFORMANCE CYLINDER HEADS – 4.060" AND 3-7/8"



D. SCREAMIN' EAGLE PRO TWIN CAM FORGED 10.5:1 COMPRESSION PISTON KIT FOR MVA, 110+ OR ACR PERFORMANCE CYLINDER HEADS – 4.060" AND 3-7/8"

*NOTE: See matrix on page 82 for recommended cylinder head/piston combinations.

*Recalibration is required for proper installation. See Dealer for details. Labor cost not included.

*NOTICE: Always check piston-to-valve clearance with modified dome pistons and non-stock cam shafts.

NOTE: High-Compression Piston applications require installation of appropriate compression release in cylinder heads.

B. SCREAMIN' EAGLE® PRO TWIN CAM FORGED 12:1 COMPRESSION PISTON KIT*

These race-only ultra-high-compression pistons squeeze every bit of power out of the 120R engine. Forged from high-strength aluminum, these 12.0:1 compression pistons feature nickel-plated surfaces for enhanced durability, and a special Teflon® coating for improved wear resistance required in racing applications. These pistons include state-of-the-art Titanium SST rings to withstand the stresses seen in racing. Designed to work with the 4-5/8" Stroker Flywheel only, this complete kit includes pistons, rings, wrist pins and clips. All EFI models require ECM calibration (priced separately). **For race application only.**

Fits '06-'17 Dyna® (except FXDLS), '07-'17 Softail® (except FLSS, FLSTFBS and FXSE), and '07-'16 Touring models equipped with 4.060" cylinders and 4-5/8" Stroker Flywheels. Does not fit Twin-Cooled™ models.

21900001	4.060" (Standard Bore).	\$349.95
21900002	4.060" (+.010 o/s).	\$349.95

C. SCREAMIN' EAGLE PRO TWIN CAM FORGED 11.1:1 COMPRESSION PISTON KIT FOR MVA, 110+ OR ACR PERFORMANCE CYLINDER HEADS – 4.060" & 3-7/8"

These 11.1:1 High-Compression Pistons are forged from light-weight aluminum for maximum strength. The piston top dome is designed to match specifically with the combustion chamber to provide additional performance over other piston designs. Pistons are electroless-nickel coated for increased durability and the piston skirts feature a unique black coating for improved wear-resistance, better fit and reduced noise. Complete kit includes pistons, rings, wrist pins and clips. All EFI models require ECM calibration (priced separately). **For race application only.**

Fits '99-'17 Twin Cam models equipped with 4.060" cylinders and Screamin' Eagle® MVA, 110+ or ACR Performance Cylinder Heads. '99-'06 models also require appropriate Screamin' Eagle 4-3/8" Stroker Flywheel and Rod Assembly. Does not fit FXDLS, FLSS, FLSTFBS, FXSE, CVO™ or Twin-Cooled models.

21915-08A	4.060" Standard Bore, SST Rings.	\$319.95
21914-08A	4.060" Bore, +.010 o/s, SST Rings.	\$395.95

Fits '99-'17 Twin Cam models equipped with 3-7/8" cylinders and Screamin' Eagle MVA, 110+ or ACR Performance Cylinder Heads. '99-'06 models also require appropriate Screamin' Eagle 4-3/8" Stroker Flywheel and Rod Assembly. Does not fit FXDLS, FLSS, FLSTFBS, FXSE, Twin-Cooled or CVO models.

21928-08A	3-7/8" Standard Bore.	\$319.95
21916-08A	3-7/8" Bore, +.010 o/s, SST Rings.	\$319.95

D. SCREAMIN' EAGLE PRO TWIN CAM FORGED 10.5:1 COMPRESSION PISTON KIT FOR MVA, 110+ OR ACR PERFORMANCE CYLINDER HEADS – 4.060" & 3-7/8"

Made from high-strength forged aluminum, these high-compression big bore pistons are designed to match the combustion chamber of the Screamin' Eagle Pro MVA, 110+ and ACR Performance Cylinder Heads. The resulting compression ratio of 10.5:1 provides maximum power from this combination. Piston skirts feature a unique black coating for improved wear-resistance, better fit and reduced noise. Complete kit includes pistons, rings, wrist pins and clips. All EFI models require ECM calibration (priced separately). **For race application only.**

Fits '99-'17 Twin Cam models equipped with 4.060" cylinders and Screamin' Eagle MVA, 110+ or ACR Performance Cylinder Heads. '99-'06 models also require appropriate Screamin' Eagle 4-3/8" Stroker Flywheel and Rod Assembly. Does not fit FXDLS, FLSS, FLSTFBS, FXSE, CVO or Twin-Cooled models.

22571-07B	4.060" Standard Bore, SST Rings.	\$319.95
22575-07B	4.060" Bore, +.010 o/s, SST Rings.	\$319.95

Fits '99-'17 Twin Cam models equipped with 3-7/8" cylinders and Screamin' Eagle MVA, 110+ or ACR Performance Cylinder Heads. '99-'06 models also require appropriate Screamin' Eagle 4-3/8" Stroker Flywheel and Rod Assembly. Does not fit FXDLS, FLSS, FLSTFBS, FXSE or Twin-Cooled models.

22137-08B	3-7/8" Standard Bore, SST Rings.	\$299.95
22141-08B	3-7/8" Bore, +.010 o/s, SST Rings.	\$299.95

Fits '99-'06 Twin Cam models equipped with Original Equipment 4.0" stroke flywheel and rods, 3-7/8" cylinders and Screamin' Eagle MVA, 110+ or ACR Performance Cylinder Heads.

22109-08A	3-7/8" Bore, +.010 o/s.	\$299.95
------------------	-------------------------	-----------------

Notice: The prices appearing in this catalog are the manufacturer's suggested retail prices. Actual retail prices may vary.

84 TWIN CAM

Builders Components

A. SCREAMIN' EAGLE® PRO TWIN CAM FORGED HIGH-COMPRESSION PISTONS FOR MVA, CVO™ 110, ACR PERFORMANCE OR 110+ CYLINDER HEADS – 4.000"
Bump torque and horsepower on your 110" Twin Cam power train with the addition of high-compression pistons. Developed for the 110" Race Kit, these pistons increase the compression ratio to 10.5:1. Forged from high-strength aluminum, the pistons are precision-machined, and feature coated skirts for a tight-tolerance fit and quieter operation. All EFI models require ECM calibration (priced separately). **For race application only.**

Fits '07-'17 Twin Cam models equipped with 4.000" cylinders and Screamin' Eagle® MVA, CVO™ 110, ACR Performance or 110+ Cylinder heads.

22502-07B	4.000" Standard Bore.	\$349.95
22503-07B	4.000" Bore, +.010 o/s.	\$359.95

B. SCREAMIN' EAGLE PRO TWIN CAM FORGED PISTON KIT FOR 4-5/8" STROKE – 4.060"
Forged from high-strength aluminum, these 10.5 to 1 ratio pistons feature nickel-plated surfaces for enhanced durability and a special Teflon® coating for improved wear-resistance required for racing applications. These pistons include Titanium SST rings to withstand the stresses seen in racing. Complete kit includes pistons, rings, wrist pins and clips. All EFI models require ECM calibration (priced separately). **For race application only.**

Fits '06-'17 Dyna® (except FXDLS), '07-'17 Softail® (except FLSS, FLSTFBS and FXSE) and '07-'16 Touring models equipped with 4.060 cylinders, 4-5/8" Flywheel and Rod assembly, 110+ Cylinder Heads, MVA Cylinder Heads or ACR Performance Cylinder Heads. Does not fit Twin-Cooled™ models.

22574-10	4.060" Standard Bore.	\$319.95
22576-10	4.060" Bore, +.010 o/s.	\$319.95

C. SCREAMIN' EAGLE PRO TWIN CAM FORGED FLAT-TOP STROKER PISTONS – 3-7/8"
Designed for use with 4-3/8" stroke engines, these 3-7/8" forged pistons can be combined with different heads depending on your horsepower and torque requirements. Kit includes pistons, rings, pins and clips. All EFI models require ECM calibration (priced separately). **For race application only.**

Fits '99-'17 Twin Cam models equipped with 3-7/8" cylinders. '99-'06 models also require Screamin' Eagle 4-3/8" Stroker Flywheel and Rod Assembly. Does not fit FXDLS, FLSS, FLSTFBS, FXSE, Twin-Cooled or CVO models.

22942-00A	3-7/8" Standard Bore.	\$309.95
22944-00A	3-7/8" Bore, +.010" o/s.	\$309.95

D. SCREAMIN' EAGLE PRO TWIN CAM HIGH-COMPRESSION FORGED PISTONS FOR STOCK CYLINDER HEADS – 3-7/8"
When combined with stock cylinder heads and 4-3/8" stroke flywheels, these forged 3-7/8" pistons boost the compression ratio of your 3-7/8" big bore cylinder set-up. The combination results in a compression ratio of 10.5:1. Piston skirts feature a unique black coating for improved wear-resistance, better fit and reduced noise. These pistons include Titanium SST rings to withstand the stresses seen in racing. Complete kit includes pistons, rings, wrist pins and clips. All EFI models require ECM calibration (priced separately). **For race application only.**

Fits '07-'17 Twin Cam models equipped with 3-7/8" cylinders and 4-3/8" stroke flywheels. Does not fit FXDLS, FLSS, FLSTFBS, FXSE or Twin-Cooled models.

22144-08B	3-7/8" Standard Bore.	\$299.95
22143-08B	3-7/8" Bore, +.010 o/s.	\$299.95



A. SCREAMIN' EAGLE PRO TWIN CAM FORGED HIGH-COMPRESSION PISTONS FOR MVA, CVO 110, ACR PERFORMANCE OR 110+ CYLINDER HEADS – 4.000"



B. SCREAMIN' EAGLE PRO TWIN CAM FORGED PISTON KIT FOR 4-5/8" STROKE – 4.060"



C. SCREAMIN' EAGLE PRO TWIN CAM FORGED FLAT-TOP STROKER PISTONS – 3-7/8"



D. SCREAMIN' EAGLE PRO TWIN CAM HIGH-COMPRESSION FORGED PISTONS FOR STOCK CYLINDER HEADS – 3-7/8"

NOTE: High-Compression Piston applications require installation of appropriate compression release in cylinder heads.

*NOTE: See matrix on page 82 for recommended cylinder head/piston combinations.
*Recalibration is required for proper installation. See Dealer for details. Labor cost not included.
*NOTICE: Always check piston-to-valve clearance with modified dome pistons and non-stock cam shafts.

Notice: The prices appearing in this catalog are the manufacturer's suggested retail prices. Actual retail prices may vary.



E. SCREAMIN' EAGLE PRO TWIN CAM CAST FLAT-TOP STROKER PISTONS – 3-7/8"



F. SCREAMIN' EAGLE PRO TWIN CAM HIGH-COMPRESSION FORGED PISTON KITS – 3-7/8"



G. SCREAMIN' EAGLE PRO TWIN CAM HIGH-COMPRESSION CAST PISTON KITS – 3-7/8"



H. SCREAMIN' EAGLE PRO TWIN CAM BIG BORE FLAT-TOP CAST PISTON KITS – 3-7/8"

NOTE: High-Compression Piston applications require installation of appropriate compression release in cylinder heads.

E. SCREAMIN' EAGLE® PRO TWIN CAM CAST FLAT TOP STROKER PISTONS – 3-7/8"

Flat-Top Cast Pistons are designed for use with 3-7/8" cylinders. Kit includes rings, clips and pins. All EFI models require ECM calibration (priced separately). **For race application only.**

Fits '07-'17 Twin Cam models (except FXDLS, FLSS and FLSTFBS) equipped with 3-7/8" cylinders.

21966-07	3-7/8" Standard Bore.	\$199.95
21968-07	3-7/8" Bore, +.010 o/s.	\$199.95

F. SCREAMIN' EAGLE PRO TWIN CAM HIGH-COMPRESSION FORGED PISTON KITS* – 3-7/8"

These pistons have been designed to be used with our Twin Cam Performance Heads and can also be used with stock cylinder heads. These pistons are forged for higher RPM capability than cast pistons and come complete with rings, wrist pins and clips. These pistons cannot be used in Stroker applications. All EFI models require ECM calibration (priced separately). **For race application only.**

Fits '99-'06 Twin Cam 1550 models equipped with 3-7/8" cylinders with 4 inch flywheel stroke.

22868-00A	3-7/8" Standard Bore.	\$299.95
22870-00A	3-7/8" Bore, +.010" o/s.	\$299.95

G. SCREAMIN' EAGLE PRO TWIN CAM HIGH-COMPRESSION CAST PISTON KITS* – 3-7/8"

These high-compression 10.25:1 cast pistons are designed for use in a Twin Cam engine equipped with stock cylinder heads and 3-7/8" cylinders (1550). Piston kit includes rings, clips and pins. All EFI models require ECM calibration (priced separately). **For race application only.**

Fits '99-'06 Twin Cam 1550 models equipped with 3-7/8" cylinders.

22661-99A	3-7/8" Standard Bore.	\$199.95
22179-99A	3-7/8" Bore, +.010" o/s.	\$199.95

NOTICE: Cast pistons should not be used when engine speed is expected to exceed 6200RPM. Failure to comply may result in engine damage.

H. SCREAMIN' EAGLE PRO TWIN CAM BIG BORE FLAT-TOP CAST PISTON KITS* – 3-7/8"

These Flat-Top Cast Pistons are designed for use with 3-7/8" Big Bore performance cylinders (1550). Kit includes rings, clips and pins. All EFI models require ECM calibration (priced separately). **For race application only.**

Fits '99-'06 Twin Cam 1550 models equipped with 3-7/8" cylinders.

22851-99A	3-7/8" Standard Bore.	\$199.95
22853-99A	3-7/8" Bore, +.010" o/s.	\$199.95

NOTICE: Cast pistons should not be used when engine speed is expected to exceed 6200RPM. Failure to comply may result in engine damage.

*NOTE: See matrix on page 82 for recommended cylinder head/piston combinations.

*Recalibration is required for proper installation. See Dealer for details. Labor cost not included.

*NOTICE: Always check piston-to-valve clearance with modified dome pistons and non-stock cam shafts.

Notice: The prices appearing in this catalog are the manufacturer's suggested retail prices. Actual retail prices may vary.

86 TWIN CAM
Builders Components

A. SCREAMIN' EAGLE® PRO STROKER FLYWHEEL AND ROD ASSEMBLY – 4-3/8"

These Stroker flywheels provide 103 or 113 cubic inches of raw power for your Twin Cam engine by increasing your stock stroke from 4.0" to 4-3/8" and adding the appropriate pistons and cylinders. The flywheels and rods are made from high-strength forgings. The assembly makes use of the Original Equipment (straight press) crankpin and bearings, which mean you get proven durability. Stroker installation requires Big Bore Stroker Pistons and Big Bore Cylinders. All EFI models require ECM calibration (priced separately).

23703-02A 4-3/8" Stroke. \$1,299.95
Fits '00-'06 Softail® models. '03-'06 models require the installation of Bearing Assembly P/N 24004-03B. (shown)

23600-00A 4-3/8" Stroke. \$1,299.95
Fits '99-'05 Dyna® and '99-'06 Touring models. '03-'06 models require the installation of Bearing Assembly P/N 24004-03B. (shown)

23601-05A 4-3/8" Stroke. \$1,299.95
Fits '06-'17 Dyna and '07-'16 Touring models. Works with Piston Kits P/N 21915-08A, 21914-08A, 21928-08A, 21916-08A, 22571-07A, 22575-07A, 22137-08A, 22141-08A, 22942-00, 22944-00, 22144-08A, 22143-08A. '03-'06 models require installation of Bearing Assembly P/N 24004-03B.

SCREAMIN' EAGLE PRO STROKER FLYWHEEL AND ROD ASSEMBLY – 4-5/8"

The flywheels and rods are manufactured from high strength forgings, fully-machined to their final shape and balanced for smooth operation. All EFI models require ECM calibration (priced separately).

24100004A 4-5/8" Stroke. \$1,299.95
Fits '07-'17 Softail models (except FLSS, FLSTBS and FXSE). '07-'11 Softail models (except FXCW and FXCWC) require separate purchase of Screamin' Eagle® Big Twin Compensator P/N 40274-08A.

23893-10A 4-5/8" Stroke. \$1,299.95
Fits '06-'17 Dyna (except FXDLS) and '07-'16 Touring models. '06-'11 Dyna and '07-'10 Touring models require separate purchase of Screamin' Eagle Big Twin Compensator P/N 42200064. '03-'06 models require the installation of Bearing Assembly P/N 24004-03B. Does not fit Twin-Cooled™ models.

24100007 4-5/8" Stroke. \$1,299.95
Fits '99-'05 Dyna and '99-'06 Touring models. '03-'06 models require the installation of Bearing Assembly P/N 24004-03B.

24100011 4-5/8" Stroke. \$1,299.95
Fits '00-'06 Softail models. '03-'06 models require the installation of Bearing Assembly P/N 24004-03B.

B. SCREAMIN' EAGLE PRO STROKER FLYWHEEL AND ROD ASSEMBLY – 4-3/8"

This 4-3/8" stroker flywheel assembly can be combined with 3-7/8" cylinders and pistons to produce 1690cc (103") displacement, 4.00" cylinders and pistons for 1800cc (110") or with 4.060" cylinders and pistons for 1856cc (113") displacement. All EFI models require ECM calibration (priced separately).

23728-07A 4-3/8" Stroke. \$799.95
Fits '99-'05 Dyna and '99-'06 Touring models.

23727-07A 4-3/8" Stroke. \$799.95
Fits '00-'06 Softail models.

23729-07B 4-3/8" Stroke. \$799.95
Fits '06 Dyna models. Stock on '07-later Dyna and Touring Twin Cam 96™ models.



A. SCREAMIN' EAGLE PRO STROKER FLYWHEEL AND ROD ASSEMBLY



B. SCREAMIN' EAGLE PRO STROKER FLYWHEEL AND ROD ASSEMBLY

Street legal and/or street compliant statements refer to product meeting 50-State emissions and noise standards in the United States.
Notice: The prices appearing in this catalog are the manufacturer's suggested retail prices. Actual retail prices may vary.



C. SCREAMIN' EAGLE PRO CRANKCASE SET – DYNA/TOURING SHOWN



C. SCREAMIN' EAGLE PRO CRANKCASE SET – SOFTAIL SHOWN



D. CRATE ENGINE SHORTBLOCK ASSEMBLY – BLACK 96CI/103CI (16200070 SHOWN)



E. SCREAMIN' EAGLE PISTON OIL JET ASSEMBLY

C. SCREAMIN' EAGLE® PRO CRANKCASE SET

These Screamin' Eagle® Twin Cam crankcases are precisely machined with the larger cylinder bores required to accept 4.060" cylinders and can be used to build 113CI and 120CI motors. The Crankcase is pre-assembled with Screamin' Eagle Piston Oil Jets designed to accommodate a 4-3/8" or 4-5/8" Stroker Crank Assembly and features factory-installed high-capacity Lefty main bearing, right side bearing and Screamin' Eagle high-performance cam bearings. Includes Manufacturers Statement of Origin (MSO-Domestic only).

For race application only.

24601-10B \$969.95

Fits '06-'17 Dyna® and '07-'16 Touring models. Does not fit Twin-Cooled™ models.

24400001A \$999.95

Fits '07-'17 Softail® models.

24400031 \$999.95

Fits '99-'05 Dyna and '99-'06 Touring models.

24400033 \$1,049.95

Fits '00-'06 Softail models.

D. CRATE ENGINE SHORTBLOCK ASSEMBLY

The perfect starting point for building the engine of your dreams. Engine shortblocks are manufactured and assembled on Harley-Davidson's main engine assembly line for exceptional quality and reliability. Shortblock cases, flywheels, bearings and rods are pre-assembled and ready for your custom build. Kit includes current spec Original Equipment cam plate, oil pump, cam drive components and the gaskets, seals and most of the hardware required to complete the engine and install it (not all components shown). You select your cylinders, heads, cams, covers and other top-end components. Choose one of the Screamin' Eagle Stage kits to incorporate reliable performance and pick from our decorative engine covers to customize the look. Shortblock Assemblies are stamped with a new VIN number and include MSO (Manufacturers Statement of Origin). The MSO is for Domestic only. Kits ship directly from the factory within 3-5 days.

16200070 Black 96CI/103CI. \$1,795.00

Fits '07-'17 Dyna® (except FXDLS), and '07-'16 Touring and Trike models (except CVO™).

16200071 Black 96CI/103CI. \$2,095.00

Fits '07-'17 Softail® models (except FLSS, FLSTFBS and CVO).

E. SCREAMIN' EAGLE PISTON OIL JET ASSEMBLY

This unique oil jet is designed to provide additional piston skirt clearance when used with flywheels featuring a stroke longer than the 4-3/8" Original Equipment configuration. This oil jet will provide appropriate clearance for flywheels with stroke up to 4-5/8" when used with Screamin' Eagle pistons. Two required.

22315-06A \$19.95

Fits '99-'17 Dyna, '00-'17 Softail and '99-'16 Touring models.

Street legal and/or street compliant statements refer to product meeting 50-State emissions and noise standards in the United States.

Notice: The prices appearing in this catalog are the manufacturer's suggested retail prices. Actual retail prices may vary.

88 TWIN CAM
Builders Components

A. SCREAMIN' EAGLE® AUTOMATIC
COMPRESSION RELEASE

Automatic Compression Release (ACR) valves reduce the strain of starting your high performance motor by reducing cylinder compression – automatically! The engine is easier to turn over, resulting in less wear on your starter and battery. After start, the ACR valves close to restore full compression. ACR gives you peace of mind and protects your investment. ACR can be installed on stock or Screamin' Eagle® Performance cylinder heads for all '07-'17 Twin Cam-equipped models. Installation requires machining to be performed by a competent machinist using the Screamin' Eagle Automatic Compression Release Fixture Kit P/N 94648-08 (sold separately). Installation requires separate purchase of model-specific ACR Wiring Harness.

28861-07A **\$39.95**
Fits '07-'17 Twin Cam-equipped models. Can be used with Original Equipment or Screamin' Eagle Cylinder Heads. Does not fit with Twin-Cooled™ engines. (each)

B. SCREAMIN' EAGLE AUTOMATIC COMPRESSION
RELEASE WIRING HARNESS

70623-06 **\$59.95**
Fits '07-'11 Dyna®, '07-'10 Softail® and '07 Touring models equipped with Automatic Compression Release Cylinder Heads.

70623-08 **\$59.95**
Fits '08-'11 Touring models equipped with Automatic Compression Release Cylinder Heads.

70623-11 **\$59.95**
Fits '11 Softail models equipped with Automatic Compression Release Heads.

C. SCREAMIN' EAGLE PRO MECHANICAL
COMPRESSION RELEASE

These compression releases may be used to ease starting on high-compression engines, especially Stroker flywheel-equipped models. Releases are activated by pushing on the top before starting, which reduces cranking pressure, and allows the engine to spin over easier. After the engine starts they automatically close to restore full compression. Installation of these compression releases may require machining of the cylinder head. This operation should only be performed by a competent machinist or by using Mechanical Compression Release Machining Fixture P/N 94638-08. Sold in pairs.

32076-04 **\$84.95**
Fits all Screamin' Eagle Twin Cam Cylinder Heads (except heads equipped with Automatic Compression Release).



A. SCREAMIN' EAGLE AUTOMATIC COMPRESSION RELEASE



B. SCREAMIN' EAGLE AUTOMATIC COMPRESSION RELEASE WIRING HARNESS



C. SCREAMIN' EAGLE PRO MECHANICAL COMPRESSION RELEASE

Street legal and/or street compliant statements refer to product meeting 50-State emissions and noise standards in the United States.

Notice: The prices appearing in this catalog are the manufacturer's suggested retail prices. Actual retail prices may vary.

D. SCREAMIN' EAGLE® HIGH CAPACITY OIL PAN

Keep your engine running cooler by increasing your Touring bike's oil capacity. A great addition to a high-performance motor or for the rider that tours in extreme temperature conditions, the Screamin' Eagle® cast-aluminum oil pan is designed to increase the oil capacity by 1.5 quarts over the Original Equipment pan. Increased capacity means the oil cycles through the engine less frequently and the oil can remain in the pan for a longer period of time. The cast-in internal baffles manage the flow to the oil pickup and keep the hot oil exposed to the heat-conducting ribbed aluminum sump. Kit includes cast aluminum oil pan and pan gasket.

24400099**\$599.95**

Fits '09-'16 Touring models. Does not fit with Oil Temperature Gauge – Fairing Mount P/N 70900284, 70900283, 70900176 and 70900193. Does not fit Trike models.

E. SCREAMIN' EAGLE LEFTY BEARING

When high-performance engine modifications are made, the increased torque is transferred via the crankshaft to the drive system, putting a significantly higher load on the bearing. The Lefty Bearing is case hardened on the inner and outer race to provide increased load capacity and enhanced durability in high-torque applications. The bearing is installed in the left side of the crank case and supports the output shaft to the primary drive system.

24004-03B**\$45.95**

Fits '03-'17 Twin Cam-equipped models.

F. SCREAMIN' EAGLE TIMKEN® BEARING SLEEVE

Convert a 2003-later Twin Cam model with a factory-installed roller bearing to a Timken® tapered bearing. When used with Screamin' Eagle Timken Bearing Tool P/N 34823-08 (sold separately), the Bearing Sleeve can be installed without precision machining. Sleeve accepts press-in Timken bearing (sold separately).

34822-08**\$134.95**

Fits '03-'17 Twin Cam-equipped models. Installation requires separate purchase of model-specific Sprocket Spacer. '03-'05 Dyna® use P/N 24038-99A, '03-'06 Softail® use P/N 24039-01A, '03-'06 Touring use P/N 24008-99 and '06-later Dyna and '07-later Softail, Touring and Trike models use P/N 11887. Requires separate purchase of Tapered Roller Bearing Set P/N 9028.

**D. SCREAMIN' EAGLE HIGH CAPACITY OIL PAN****E. SCREAMIN' EAGLE LEFTY BEARING****F. SCREAMIN' EAGLE TIMKEN BEARING SLEEVE**

Street legal and/or street compliant statements refer to product meeting 50-State emissions and noise standards in the United States.

Notice: The prices appearing in this catalog are the manufacturer's suggested retail prices. Actual retail prices may vary.

SPORTSTER® POWERTRAIN

Screamin' Eagle® Stage upgrades offer complete street-compliant performance configurations engineered to generate specific torque and horsepower gains. Eliminating all the guesswork and trial-and-error testing normally associated with engine modifications, Stage upgrades include everything you need to enhance your bike's performance. You can start with key components that give you a bump in power right now, add components as time and budget permits, or you can go for it all at once.



STAGE I

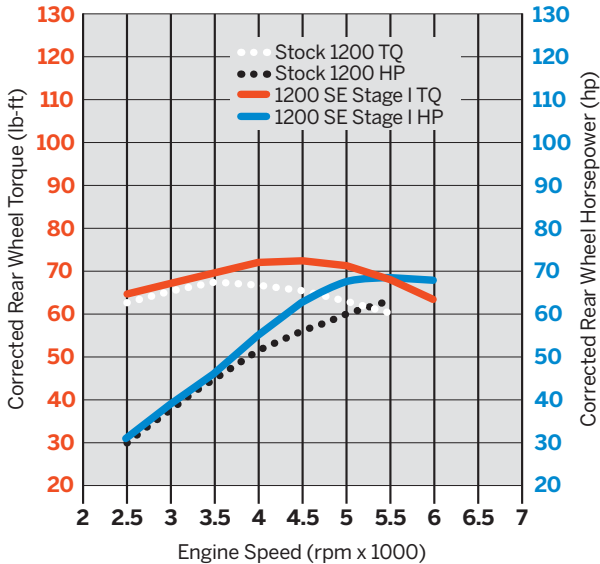
INTAKE + EXHAUST + TUNING

The easiest and most cost effective step to improve your motorcycle's performance is to increase the air flow into and out of the engine. A high-flow air cleaner and system-matched slip-on mufflers provide horsepower and torque improvements you can feel throughout the RPM range, and serve as the core components for all performance upgrades. ECM calibration is required to tune the fuel flow and timing required to accommodate the improved air flow.

Stage I upgrade can be installed without engine disassembly. No special tools are required. Requires ECM tuning.



Sportster 1200 Stock vs. 1200 Stage I*



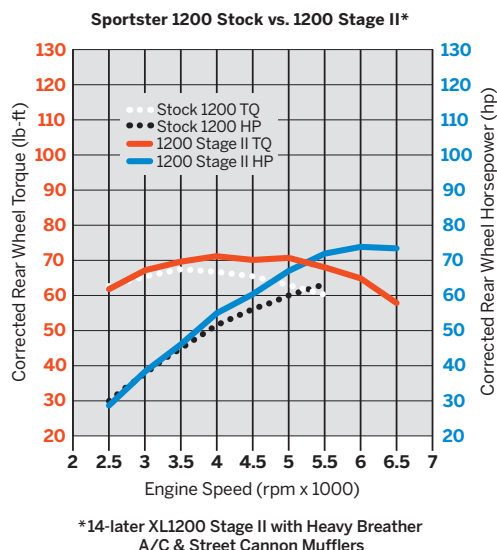
Street legal and/or street compliant statements refer to product meeting 50-State emissions and noise standards in the United States.

*14-later XL1200 Stage II with Heavy Breather A/C & Street Cannon Mufflers

STAGE II

STAGE I + CAM UPGRADE

Adding performance cams to a Stage I equipped bike is the next step to improved performance. Cam choices allow you to tailor the engine's performance to your specific needs. A torque cam offers on-demand throttle response from low- to mid-RPM at cruising speed. A power cam targets high-rpm, wide-open throttle response that keeps pulling right up to redline. ECM calibration tuning is required to accommodate the increased valve timing, and performance valve springs may be required for high-lift cams.



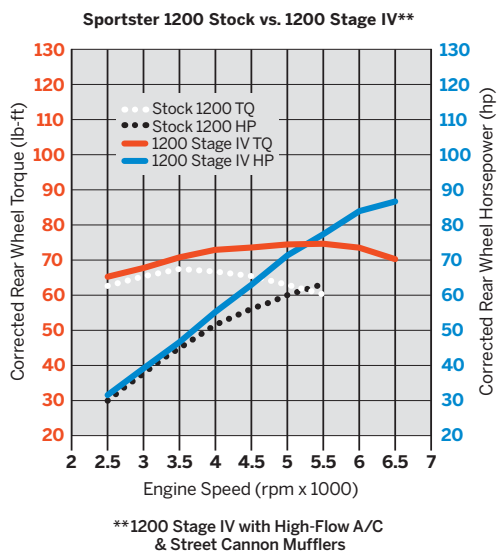
Stage II upgrade requires minor engine disassembly to replace the cam. Special tools and ECM tuning are required.



STAGE IV

STAGE I + CAMS, PISTONS, CYLINDER HEADS & THROTTLE BODY

For maximum performance improvement, the addition of high-compression pistons, free-flowing ported cylinder heads and a big bore throttle body top off a performance build. The large diameter throttle body and port-matched intake manifold deliver huge volumes of fuel and air to the engine, the smooth passages and larger valves easily dump the mixture into the engine, and the high compression pistons squeeze the air/fuel into a more volatile vapor. When ignited, the result is a major power increase. Designed to satisfy the high RPM, throttle twisting rider, the Stage IV update delivers 20-30% increase in power that keeps pulling right up to the redline, without sacrificing mid-range torque. ECM calibration tuning is required to add more fuel, and a higher-lift cam may be required to deliver maximum power.



Stage IV "bolt-on" upgrade requires removal of the engine's top-end and opening the cam chest. Engine remains in the chassis and no machining is required. Special tools and ECM tuning are required.



Street legal and/or street compliant statements refer to product meeting 50-State emissions and noise standards in the United States.

92 SPORTSTER®
Stage I Upgrade – Intake

A. SCREAMIN' EAGLE® HEAVY BREATHER PERFORMANCE AIR CLEANER KIT

This high-flow forward-facing exposed element Air Cleaner Kit is sure to turn heads at the starting line. Featuring a polished elbow and exposed filter, this unique air cleaner system offers improved performance and airflow when compared to the stock or Screamin' Eagle® High-Flow Air Cleaner. The washable and rechargeable filter features a bright chrome end cap with a laser-engraved Screamin' Eagle logo. Intake tube and back plate are made from die-cast lightweight aluminum and are polished and chrome-plated or painted black for a brilliant finish. The back plate features integral breathers and sealed breather bolt plug. Kit includes a water-repellent rain sock and all mounting hardware. 50-State U.S. EPA compliant.

Fits '08-later XL models with Original Equipment Throttle Body. All models require ECM calibration for proper installation. '17-later models require recalibration with Screamin' Eagle Pro Street Tuner (sold separately).

29264-08A	Chrome.	\$329.95
29080-09A	Gloss Black.	\$329.95

Fits '14-later XL1200 model equipped with Screamin' Eagle High Flow 58mm Throttle Body. All models require ECM calibration for proper installation. '17-later models require recalibration with Screamin' Eagle Pro Street Tuner (sold separately).

29400228A	Chrome.	\$349.95
29400227A	Gloss Black.	\$349.95

NOTE: The washable and rechargeable filter uses a special coating to help filter fine particles from the incoming air. With time, the oil in the filter will dissipate and the element will begin to turn gray. The original red color can be restored with an application of K&N® Air Filter Oil.

B. SCREAMIN' EAGLE HEAVY BREATHER FILTER COVER – TEARDROP

Dress up the Heavy Breather Air Cleaner with this radical cover. Manufactured from forged aluminum and precision CNC-machined and polished, these easy-to-install two-piece covers add a rich custom look. Cover is available in mirror-chrome or cut back gloss black finish to match your customizing direction. Kit includes water-repellent rain sock.

Fits models equipped with Screamin' Eagle Heavy Breather Air Cleaner Kits (except Compact Heavy Breather P/N 28716-10A, Heavy Breather Elite P/N 29400173, 29400172 or 29400285, and Milwaukee-Eight Heavy Breather P/N 29400263 or 29400264).

29400061A	Cut Back Gloss Black – Side Logo.	\$174.95
28739-10A	Cut Back Gloss Black – End Logo.	\$169.95
28740-10A	Chrome – End Logo.	\$174.95



A. SCREAMIN' EAGLE HEAVY BREATHER PERFORMANCE AIR CLEANER KIT – CHROME



A. SCREAMIN' EAGLE HEAVY BREATHER PERFORMANCE AIR CLEANER KIT – GLOSS BLACK



B. SCREAMIN' EAGLE HEAVY BREATHER FILTER COVER – TEARDROP, CUT BACK GLOSS BLACK – SIDE LOGO



B. SCREAMIN' EAGLE HEAVY BREATHER FILTER COVER – TEARDROP, CHROME



B. SCREAMIN' EAGLE HEAVY BREATHER FILTER COVER – TEARDROP, CUT BACK GLOSS BLACK

Street legal and/or street compliant statements refer to product meeting 50-State emissions and noise standards in the United States.

Notice: The prices appearing in this catalog are the manufacturer's suggested retail prices. Actual retail prices may vary.



C. SCREAMIN' EAGLE PERFORMANCE AIR CLEANER KIT – RAIL COLLECTION

C. SCREAMIN' EAGLE® PERFORMANCE AIR CLEANER KIT – RAIL COLLECTION

The look is bold and the performance exhilarating. This race-inspired air cleaner is engineered to flow through the perimeter and the face of the air filter, providing high volumes of unrestricted airflow to the engine. The open-design face plate features a rich black finish with machined longitudinal strakes to expose the glowing aluminum below. Kit includes air cleaner trim, one-piece cast back plate, high-flow washable air filter element, rain sock and all required hardware. 50-State U.S. EPA compliant.

29400232A \$299.95

Fits '07-later XL models with Original Equipment throttle body. All models require ECM calibration for proper installation. '17-later models require recalibration with Screamin' Eagle® Pro Street Tuner (sold separately).

D. SCREAMIN' EAGLE EXTREME BILLET AIR CLEANER KIT

The bold styling of this intake system looks just as impressive as the long patch of burnout rubber you just laid down. The forged billet aluminum cover tops off a cast back plate with integral breather for a smooth transition to the throttle body. The race-inspired air cleaner is engineered to flow high volumes of air and the washable pleated element provides the ideal combination of efficiency and engine protection. Available in your choice of style and finish, this easy-to-install kit includes all mounting hardware and rain sock. 50-State U.S. EPA compliant.

Fits '07-later XL models with Original Equipment throttle body. All models require ECM calibration for proper installation. '17-later models require recalibration with Screamin' Eagle Pro Street Tuner (sold separately).

29400128 Chisel – Chrome. \$349.95

29400127 Chisel – Cut Back Gloss Black. \$349.95

NOTE: The washable and rechargeable filter uses a special coating to help filter fine particles from the incoming air. With time, the oil in the filter will dissipate and the element will begin to turn gray. The original red color can be restored with an application of K&N® Air Filter Oil.



D. EXTREME BILLET AIR CLEANER KIT – CHISEL, CHROME



D. EXTREME BILLET AIR CLEANER KIT – CHISEL, CUT BACK GLOSS BLACK

Street legal and/or street compliant statements refer to product meeting 50-State emissions and noise standards in the United States.

Notice: The prices appearing in this catalog are the manufacturer's suggested retail prices. Actual retail prices may vary.

94 SPORTSTER®
Stage I Upgrade – Intake

A. SCREAMIN' EAGLE® OVAL HIGH-FLOW
AIR CLEANER – SPORTSTER®

The XL High-Flow Air Cleaner Kit provides increased airflow to boost the power of your fuel-injected Sportster® model. The complete kit features a composite air cleaner back plate, air cleaner cover adapter, a high-flow washable synthetic media filter element that does not require oiling and a breather system that routes gasses and excess oil directly into the intake. Kit also includes cover trim and all mounting hardware. Street compliant when used with stock mufflers.

29782-07 **\$144.95**

Fits '07-later XL models with Original Equipment throttle body and oval air cleaner cover. All models require ECM calibration for proper installation. '17-later models require recalibration with Screamin' Eagle® Pro Street Tuner (sold separately). 50-State U.S. EPA compliant.

29042-04C **\$144.95**

Fits '04-'06 XL models with stock oval air cleaner cover. XL1200V requires separate purchase of oval air cleaner cover P/N 29084-04DH. **For race application only.**

29066-03B **\$144.95**

Fits '88-'03 XL models. **For race application only.**



A. SCREAMIN' EAGLE OVAL HIGH-FLOW AIR CLEANER – SPORTSTER

B. SCREAMIN' EAGLE ROUND HIGH-FLOW
AIR CLEANER – SPORTSTER

The XL High-Flow Air Cleaner Kit provides increased airflow to boost the power of your fuel-injected Sportster model. Available with brilliant chrome or gloss black back plate, this Round Air Cleaner transforms the appearance of your Evolution power plant and allows you to replace the Original Equipment oval air cleaner cover with your choice of accessory round covers. Or choose to flaunt your performance gains with the open element look, finished with custom Air Cleaner Trim from one of the Harley-Davidson® decorative collections. Kit includes one-piece cast back plate, high-flow washable air filter element and all required hardware. Street compliant when used with stock mufflers. 50-State U.S. EPA compliant.

Fits '07-later XL models with Original Equipment throttle body and round air cleaner cover or round air cleaner Trim. Proper installation with round air cleaner cover requires separate purchase of Air Cleaner Filter Gasket P/N 25700127. All models require ECM calibration for proper installation. '17-later models require recalibration with Screamin' Eagle Pro Street Tuner (sold separately).

29000019A Chrome. **\$149.95**

29000009A Black. **\$149.95**



B. SCREAMIN' EAGLE ROUND HIGH-FLOW AIR CLEANER – SPORTSTER

C. SCREAMIN' EAGLE AIR CLEANER RAIN SOCK

Add the open-element look to your Screamin' Eagle High-Flow style Air Cleaner. This easy-to-install kit allows you to replace the traditional Original Equipment air cleaner cover with custom inserts from one of the H-D® Decorative Collections. Kit includes a breathable mesh cover with classic Bar & Shield logo that stretches over the filter to maximize airflow while protecting the exposed element from the rain. Fits traditional cone-shaped air cleaner elements featured in many Screamin' Eagle Twin Cam Stage Kits.

28728-10 **\$25.95**

Fits Screamin' Eagle Round High-Flow Air Cleaner Kits.



C. SCREAMIN' EAGLE AIR CLEANER RAIN SOCK (SHOWN WITH #1 SKULL AIR CLEANER TRIM)

Street legal and/or street compliant statements refer to product meeting 50-State emissions and noise standards in the United States.

Notice: The prices appearing in this catalog are the manufacturer's suggested retail prices. Actual retail prices may vary.



**D. SCREAMIN' EAGLE STREET CANNON SLIP-ON MUFFLERS –
SPORTSTER SHORTY DUAL, CHROME**
(SHOWN WITH CHROME SLASH END CAPS AND BUCKSHOT EXHAUST SHIELDS)



**D. SCREAMIN' EAGLE STREET CANNON SLIP-ON MUFFLERS –
SPORTSTER SHORTY DUAL, JET BLACK**
(SHOWN WITH JET BLACK SLASH END CAPS AND BUCKSHOT EXHAUST SHIELDS)



E. SCREAMIN' EAGLE STREET PERFORMANCE SLIP-ON SHORTY DUAL MUFFLERS – CHROME



E. SCREAMIN' EAGLE STREET PERFORMANCE SLIP-ON SHORTY DUAL MUFFLERS – JET BLACK
(SHOWN WITH JET BLACK BUCKSHOT EXHAUST SHIELDS)

D. SCREAMIN' EAGLE® STREET CANNON SLIP-ON MUFFLERS – SPORTSTER® SHORTY DUAL

These 3.25" street compliant high-flow mufflers have been specifically tuned to deliver an aggressive exhaust note and improved performance while preserving the peace with your neighbors. Available in your choice of rich chrome or heat resistant jet black ceramic finish. Complete the look with your choice of 3.25" endcaps and Screamin' Eagle® Muffler shields (sold separately).

Fits '14-later XL models. Installation requires separate purchase of 3.25" End Caps and Muffler Clamps P/N 65296-95A (Qty 2). All models require ECM calibration for proper installation. '17-later models require recalibration with Screamin' Eagle Pro Street Tuner (sold separately). 50-State U.S. EPA compliant.

64900208A	Chrome.	\$419.95
64900209A	Jet Black.	\$459.95

Fits '17-later XL1200 models. Designed for International markets that require ECE certified mufflers. Mufflers include matching slash down end caps. Installation requires separate purchase of Muffler Clamps P/N 65296-95A (Qty 2).

64900477	Chrome – ECE Certified.	\$674.95
64900476	Jet Black – ECE Certified.	\$794.95

E. SCREAMIN' EAGLE STREET PERFORMANCE SLIP-ON MUFFLERS – SPORTSTER SHORTY DUAL

Street compliant high-flow mufflers are factory tuned to deliver an aggressive exhaust note and improved performance comparable to Screamin' Eagle® II mufflers. Available in your choice of rich chrome or heat-resistant jet black ceramic finish, these mufflers feature a deep embossed Screamin' Eagle logo along the flank. 50-State U.S. EPA compliant.

Fits '07-'13 XL models. Installation requires separate purchase of Muffler Clamps P/N 65296-95A (Qty 2).

80503-07	Chrome.	\$299.95
80726-09A	Jet Black.	\$399.95

NOTE: Due to increased diameter of these mufflers some realignment of head pipes is usually required. It is recommended to replace exhaust port gaskets, P/N 65324-83A (stock) or P/N 17048-98 (performance), to avoid tendency of head pipes to return to original position when re-tightened.

NOTE: There is no warranty on exhaust pipes and mufflers with regard to any discoloration. Blueing is caused by tuning characteristics, cam timing, carburetor jetting, over-heating, etc. and is not caused by defective manufacturing.

Street legal and/or street compliant statements refer to product meeting 50-State emissions and noise standards in the United States.

Notice: The prices appearing in this catalog are the manufacturer's suggested retail prices. Actual retail prices may vary.

96 SPORTSTER®
Stage I Upgrade – Exhaust

A. BRONZE MUFFLER END CAPS – 3.25"

These easy-to-install end caps allow you to finish your 3.25" Screamin' Eagle® mufflers your way. The durable bronze tone ceramic coated finish is the ideal complement to black coated mufflers, and sets your ride apart from the crowd. Sold in pairs. Installation hardware included.

65100107 **\$129.95**
Fits '14-later XL and '07-'17 Softail® models equipped with Screamin' Eagle 3.25" Street Cannon Mufflers.

B. MUFFLER END CAPS – 3.25"

These easy-to-install caps allow you to finish your 3.25" Screamin' Eagle mufflers your way. Sold in pairs. Installation hardware included.

Fits '14-later XL and '07-'17 Softail models equipped with Screamin' Eagle 3.25" Street Cannon Mufflers.

65100048A	Satin Black Anodized.	\$119.95
65100049	Billet Chrome Slash Cut.	\$119.95
65100044	Chrome – Slash Up/Down/Out.	\$99.95
65100063	Jet Black – Slash Up/Down/Out.	\$109.95

C. JET BLACK HEADER PIPES

Hide the blue. These Original Equipment-style Header Pipes have been finished with a unique jet black heat resistant coating and are a great accent to both chrome and black Buckshot exhaust shields. When exposed through the holes in the Buckshot shields, the black header pipe provides a sinister accent and hides the heat-tempered finish of the typical exhaust pipe. Easy to install using factory mounting hardware, the kit includes front and rear header pipe.

65600155 **\$179.95**
Fits '14-later XL models.

D. SCREAMIN' EAGLE® SLASH CUT MUFFLER SHIELDS – SATIN BLACK

Shaped to mirror the slash down profile of available muffler end caps, this set of rich satin black Muffler Shields is the perfect complement to your blacked-out exhaust system. The rear shield features a subtle laser-etched Screamin' Eagle script. Easy-to-install kit includes front and rear shields and black mounting hardware.

65400405 **\$129.95**
Fits '07-later XL, '07-'17 Dyna® (except '08-'17 FLD, FXDF, FXDL, FXDLS and '10-'17 FXDWG) and '07-'17 Softail® models equipped with Screamin' Eagle Street Performance mufflers.

E. SCREAMIN' EAGLE SLASH CUT MUFFLER SHIELDS – CHROME

Styled to complement the ballistic inlet shape of the Screamin' Eagle Street Performance Slip-On Mufflers. The slash-cut rear shield features a laser-etched "Screamin' Eagle" signature script. Easy-to-install kit includes front and rear shields and mounting hardware.

65400464 **\$69.95**
Fits '07-later XL, '07-'17 Dyna® (except '08-'17 FLD, FXDF, FXDL and '10-'17 FXDWG) and '07-'17 Softail models equipped with Screamin' Eagle Street Performance Mufflers.



A. BRONZE MUFFLER END CAPS – 3.25"



B. MUFFLER END CAPS – 3.25"
(SATIN BLACK ANODIZED SHOWN)



B. MUFFLER END CAPS – 3.25"



C. JET BLACK HEADER PIPES



D. SCREAMIN' EAGLE MUFFLER SHIELDS – SATIN BLACK



E. SCREAMIN' EAGLE MUFFLER SHIELDS – CHROME

Notice: The prices appearing in this catalog are the manufacturer's suggested retail prices. Actual retail prices may vary.



NEW



NEW

F. SLOTTED EXHAUST SHIELD KIT – BRONZE

F. SLOTTED EXHAUST SHIELD KIT

Add a custom touch to your ride. These formed steel exhaust shields are available in tough heat-resistant satin black or bronze finishes that look just right when paired with black Screamin' Eagle® Street Cannon Slip-On Mufflers. The slotted cutouts are backed with textured stainless inserts to provide a raw, hand-crafted look. Manufactured to Original Equipment standards for exact fit, these easy-to-install kits include front and rear head pipe shields.

Fits '14-later XL models.

65400404	Bronze.	\$199.95
65400422	Satin Black.	\$199.95

G. BUCKSHOT EXHAUST SHIELD KIT

These custom shields feature a perforated "Buckshot" design that exposes the head pipe for a raw, rebellious look. Available in your choice of finishes, these exhaust shields are a perfect match for Original Equipment or Screamin' Eagle mufflers and provide a consistent look from front to back. Manufactured to Original Equipment standards for exacting fit, the easy-to-install kit includes front and rear head pipe shields.

Fits '14-later XL models.

65400137A	Jet Black.	\$159.95
65400143	Chrome.	\$159.95

Fits '04-'13 XL models.

64924-09	Jet Black.	\$159.95
-----------------	------------	-----------------

H. SCREAMIN' EAGLE MUFFLER SHIELDS

Styled to complement the ballistic inlet shape of the Screamin' Eagle Street Performance Slip-On Mufflers, the rear shield features a deep embossed Screamin' Eagle signature script. Available in chrome and jet black. Easy-to-install kit includes front and rear shields and mounting hardware.

Fits '07-later XL, '07-'17 Dyna® (except '08-'17 FLD, FXDF, FXDL and '10-later FXDWG) and '07-'17 Softail models equipped with Screamin' Eagle Street Performance Mufflers.

64806-07A	Chrome.	\$49.95
65400078	Jet Black.	\$129.95



NEW



NEW

F. SLOTTED EXHAUST SHIELD KIT – SATIN BLACK



G. BUCKSHOT EXHAUST SHIELD KIT – JET BLACK
(65400137A SHOWN)



G. BUCKSHOT EXHAUST SHIELD KIT – CHROME
(65400143 SHOWN)



G. BUCKSHOT EXHAUST SHIELD KIT – JET BLACK
(64924-09 SHOWN)



H. SCREAMIN' EAGLE MUFFLER SHIELDS

Notice: The prices appearing in this catalog are the manufacturer's suggested retail prices. Actual retail prices may vary.

98 SPORTSTER®
Stage II Upgrade

A. SCREAMIN' EAGLE® PERFORMANCE II SE-585 CAM KIT – SPORTSTER®

The high-lift full throttle cam kit provides significant horsepower gains when coupled with high-flowing exhaust and intake components, and is a great fit for full-throttle horsepower junkies. 50-State U.S. EPA compliant.

25400125 \$324.95

Fits '14-later XL1200 models. Requires installation of Performance Cylinder Heads P/N 16500074 or 16500347, or upgrade of Original Equipment heads with Performance Valve Spring Kit P/N 18013-03A. All models require ECM calibration for proper installation. '17-later models require recalibration with Screamin' Eagle® Pro Street Tuner (sold separately).

B. SCREAMIN' EAGLE SPORTSTER® CONVERSION KIT – 883CC TO 1200CC

Upgrade displacement and performance of your track-dedicated Iron 883™ model. The all-black big bore cylinders bump your engine's displacement to 1200cc and the matching 10:1 high-compression pistons are engineered to maximize the performance with the Original Equipment cylinder heads.

Kit includes:

- XL1200 Cylinders
- High Compression 10.0:1 Pistons
- SE Pro XL Cams
- Heavy Duty Clutch Spring
- Top End Gasket Kit

The high-performance Screamin' Eagle cams (25197-04) are designed to complement the stock lifters, valve springs and rocker arms. Complete kit includes top-end gaskets, and performance clutch spring. **For race application only.**

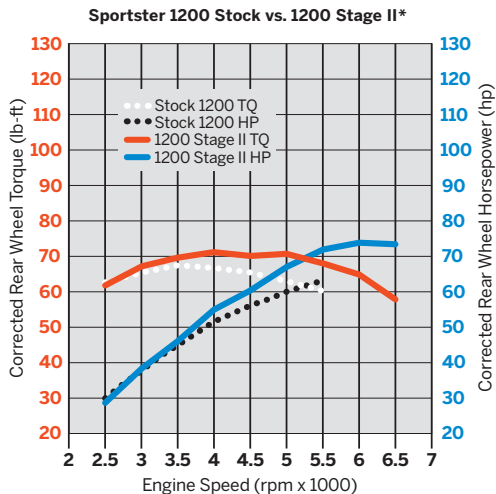
29836-10A Black Non-Highlighted. \$999.95
Fits '07-later XL883 models.

STAGE II



A. SCREAMIN' EAGLE PERFORMANCE II SE-585 CAM KIT – SPORTSTER

STAGE III



*'14-later XL1200 Stage II with Heavy Breather
A/C & Street Cannon Mufflers

Street legal and/or street compliant statements refer to product meeting 50-State emissions and noise standards in the United States.

Notice: The prices appearing in this catalog are the manufacturer's suggested retail prices. Actual retail prices may vary.



B. SCREAMIN' EAGLE SPORTSTER CONVERSION KIT – 883CC TO 1200CC


SCREAMIN' EAGLE® SPORTSTER® CONVERSION KIT – 883CC TO 1200CC

Make your Iron 883™ model roar. This complete conversion kit will alter the personality of your 883-equipped Sportster® model. Designed to bring your XL883 model up to XL1200 specifications. No case machining is required for installation. 50-State U.S. EPA compliant.

Kit includes:

- Sportster High-Flow Air Cleaner Kit
- XL1200 Cylinder Heads
- XL1200 Cylinders
- XL1200 Pistons and Rings
- Heavy Duty Clutch Spring
- Top End Gasket Kit

29784-07 Black Highlighted. **\$1,199.95**

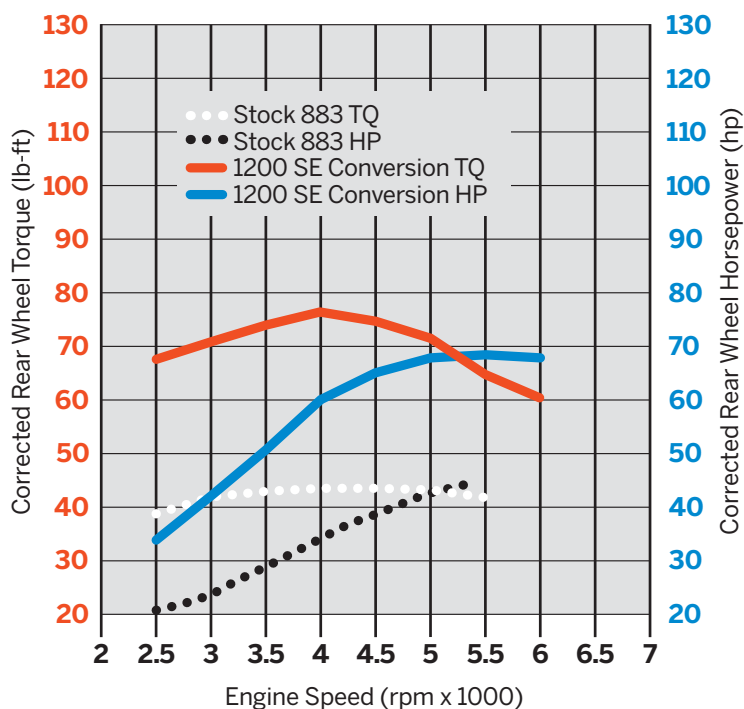
Fits 50-state '07-later XL883 models. All models require ECM calibration for proper installation. '17-later models require recalibration with Screamin' Eagle® Pro Street Tuner (sold separately).

30003-10 Black Non-Highlighted. **\$1,199.95**

Fits 50-state '08-later XL883 models. All models require ECM calibration for proper installation. '17-later models require recalibration with Screamin' Eagle Pro Street Tuner (sold separately).

When installed by an authorized Harley-Davidson® Dealer at the time of vehicle delivery, compliant kits do not impact the vehicle's limited warranty.

Sportster 883 Stock vs. 883 to 1200 Conversion*



* 883 to 1200 Conversion with Street Cannon Mufflers

Street legal and/or street compliant statements refer to product meeting 50-State emissions and noise standards in the United States.

Notice: The prices appearing in this catalog are the manufacturer's suggested retail prices. Actual retail prices may vary.

100 SPORTSTER®
Stage IV Upgrade

STAGE IV

SCREAMIN' EAGLE® SPORTSTER® STAGE IV
KIT – 1200CC TO 1200CC

Maximize the horsepower and torque available for your street compliant Sportster® model. This complete engine package includes all the components you need to build a high-performance ride while still retaining the original factory warranty. Installation does not require removal of the powertrain from the chassis.

Kit includes:

- CNC-Ported Cylinder Heads with Performance Valve Springs
- Screamin' Eagle® XL SE-585 Cams
- Forged Hi-Compression 10.5:1 Pistons and Rings
- 58mm Throttle Body and Intake Manifold
- Top End Gasket Kit

Fits '14-later XL1200 models. Requires separate purchase of 58mm compatible accessory air cleaner. All models require ECM calibration for proper installation. '17-later models require recalibration with Screamin' Eagle Pro Street Tuner (sold separately). 50-State U.S. EPA compliant.

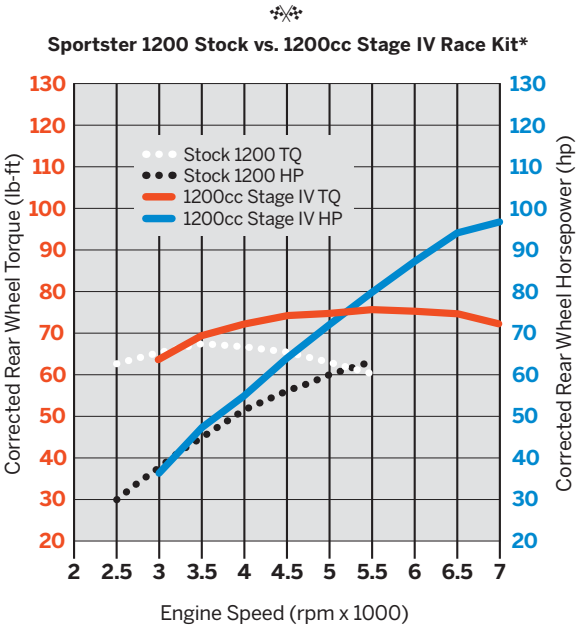
92500041	Black Highlighted Heads.	\$2,159.95
92500042	Black Non-Highlighted Heads.	\$2,159.95

Fits '07-'13 XL1200 models. Also fits XL883 models with separate purchase of large bore 1200cc cylinders. Requires separate purchase of accessory 58mm compatible air cleaner. **For race application only.**

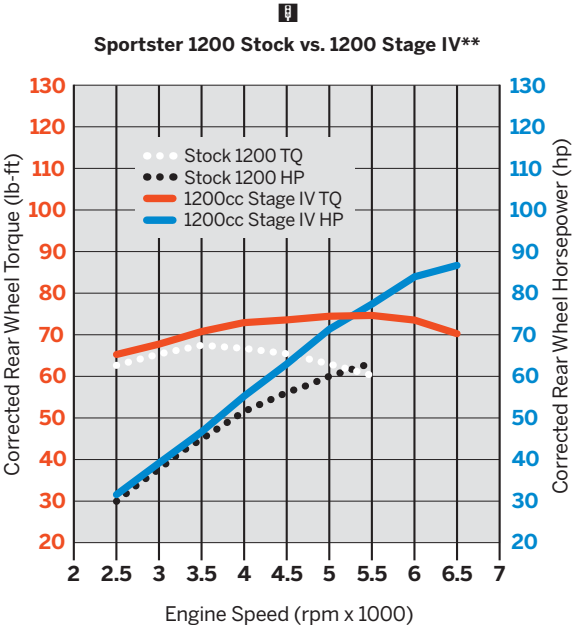
92500029A	Black Highlighted Heads.	\$2,159.95
92500030A	Black Non-Highlighted Heads.	\$2,159.95



When installed by an authorized Harley-Davidson® Dealer at the time of vehicle delivery, compliant kits do not impact the vehicle's limited warranty.



*1200 Stage IV Race with Heavy Breather & Race Exhaust



**1200 Stage IV with 58mm Heavy Breather A/C & Street Cannon Mufflers

Street legal and/or street compliant statements refer to product meeting 50-State emissions and noise standards in the United States.

Notice: The prices appearing in this catalog are the manufacturer's suggested retail prices. Actual retail prices may vary.

A. SCREAMIN' EAGLE® HIGH-FLOW 58MM EFI THROTTLE BODY AND MANIFOLD – SPORTSTER® MODELS

This massive 58mm bore Throttle Body is extruded, precision machined and anodized to provide all the air you'll need to dominate at the track. This kit includes a system-matched high-flow intake manifold. All EFI-equipped models require ECM calibration (sold separately).

27200026 Black Finish. **\$499.95**
Fits '14-later XL1200 models. Requires separate purchase of 58mm Screamin' Eagle® Air Cleaner Kit P/N 29400227 or 29400228.

B. SCREAMIN' EAGLE PRO HIGH-FLOW INJECTOR – 4.3 g/s

Injectors provide fuel delivery at the rate of 4.3 grams/second. All EFI-equipped models require ECM calibration (sold separately). **For race application only.**

27609-01B **\$79.95**
Fits XL models equipped with Screamin' Eagle 58mm Throttle Body P/N 27200026.

C. DYNOJET® KIT

A premium performance modification kit for models with Original Equipment CV carburetors. Works well with free-breathing intake and exhaust. **For race application only.**

29045-97B **\$84.95**
Fits '96-'06 Evolution®-equipped XL883 and XL1200 models (except 1200S) and 1340-equipped models with Original Equipment CV carburetors.



A. SCREAMIN' EAGLE HIGH-FLOW 58MM EFI THROTTLE BODY AND MANIFOLD – SPORTSTER MODELS



B. SCREAMIN' EAGLE PRO HIGH-FLOW INJECTOR



C. DYNOJET KIT

Street legal and/or street compliant statements refer to product meeting 50-State emissions and noise standards in the United States.

Notice: The prices appearing in this catalog are the manufacturer's suggested retail prices. Actual retail prices may vary.

102 SPORTSTER®
Builders Components

A. SCREAMIN' EAGLE® RACE
VALVE SPRING KIT*

This straight coil double spring Race Valve Spring Kit will allow the engine to rev to 7000 RPM and enable the use of higher lift cams. Complete kit includes springs, upper and lower collars and valve keys.

18344-05 7mm dia. Valve Stems. **\$164.95**
Fits '04-later XL and '05-'17 Twin Cam models with stock cylinder heads. Will not fit FXDLS, FLSS, FLSTFBS, CVO™ 103CI and 110CI models or models equipped with Screamin' Eagle® cylinder heads.

18281-02A 5/16" dia. Valve Stems. **\$164.95**
Fits '99-'04 Twin Cam, all Evolution® 1340 and '86-'03 XL models (not shown).

B. SCREAMIN' EAGLE PERFORMANCE
VALVE SPRING KIT*

This performance beehive-shaped Valve Spring Kit will permit the Sportster® engine to rev to 7000 RPM. The unique ovate wire yields increased performance from a compact spring design. The installed spring pressure is increased to 208 lbs, and allows a maximum lift of .590". Complete kit includes springs, upper collars and keepers and lower collars with integral valve seals.

18013-03A **\$149.95**
Fits '04-later XL, XR and '05-'17 Twin Cam-equipped models. Does not fit FXDLS, FLSS, FLSTFBS or Screamin' Eagle Performance Heads with .3125" diameter valves.

Also available:
SCREAMIN' EAGLE VALVE SPRING SHIM KIT

This Valve Spring Shim Kit allows the engine builder to adjust spring pressure by combining various thickness shims. The kit is a great help when trying to obtain consistent spring pressure across all valves. Kit includes 12 shims (4 each: .015", .030", .060" thickness).

18226-03 **\$11.95**
Fits '04-later XL and '05-'17 Twin Cam models equipped with Valve Spring Kit P/N 18344-05. Also fits '99-'04 Twin Cam, all Evolution 1340 and '86-'03 XL models equipped with Valve Spring Kit P/N 18013-03A.

C. SCREAMIN' EAGLE HIGH-PERFORMANCE
HEAD GASKET KIT

This kit contains a pair of specially designed laminated steel head gaskets for improved sealing in higher-performance engines. Can be used on stock compression engines or on Evolution 1340 high-compression applications (over 10:1) when installed with High Tensile Evolution Cylinder Stud Kit (P/N 16503-01 or 17004-01).

17056-01 **\$49.95**
Fits Evolution 1340-equipped models and XL1200 models.

D. SCREAMIN' EAGLE HIGH TENSILE
CYLINDER STUD KIT

This 8-piece High Tensile Cylinder Stud Kit is a must for the serious engine builder. The studs feature a unique thread design and enhanced material properties to withstand the forces of a high-compression engine.

17004-01 **\$49.95**
Fits '86-later XL models. For XL1200 models with compression ratio over 10:1, use with High-Performance Head Gasket Kit P/N 17056-01.

***NOTICE:** Proper valve spring to rocker cover clearance must always be verified during installation of Screamin' Eagle Valve Spring Kits. Failure to have adequate clearance may result in engine damage.



A. SCREAMIN' EAGLE RACE VALVE SPRING KIT




B. SCREAMIN' EAGLE PERFORMANCE VALVE SPRING KIT

Spring Kit (Valve Stem Dia.)	Force at 1.800" Installed Height	Recommended Max Lift	Spring Force at Max Lift	RPM Range	Spring Type	Cam Application	Notes
18013-03A (7mm)	208	.585	380	0-6500	Ovate Beehive	SE-203, 204, 211, 253, 255, 258, 259E, 585	Used on SE XL, OE CNC Ported and SE Kompressor Twin Cam Heads.
18344-05 (7mm)	195	.660	520	0-7000	Double wound	SE-251, 260, 264, 263E, 266E	N/A
18281-02A	195	.660	520	0-7000	Double wound	SE-251, 260, 264, 263E, 266E, RX267	Used on SE MVA and SE 110+

SCREAMIN' EAGLE VALVE SPRING KIT CHART



C. SCREAMIN' EAGLE HIGH-PERFORMANCE HEAD GASKET KIT



D. SCREAMIN' EAGLE HIGH TENSILE CYLINDER STUD KIT

Notice: The prices appearing in this catalog are the manufacturer's suggested retail prices. Actual retail prices may vary.



E. SCREAMIN' EAGLE ROLLER ROCKER ARMS



F. SCREAMIN' EAGLE PRO ROCKER ARMS – 1.725:1 RATIO



G. SCREAMIN' EAGLE HIGH-CAPACITY TAPPETS



H. SCREAMIN' EAGLE TAPPETS



I. SCREAMIN' EAGLE PRO PERFECT FIT PUSHRODS

E. SCREAMIN' EAGLE® ROLLER ROCKER ARMS

Unique roller-tip design increases strength and reduces valve stem side-loading and tip friction. Built to handle cams with up to .700" lift in high RPM application. Complete kit includes set of four.

17378-98 \$469.95

Fits '84-'99 Evolution® 1340-equipped models, '86-later XL and XR models and '99-'17 Twin Cam-equipped models. (Modification is required on Twin Cam rocker covers.)

F. SCREAMIN' EAGLE PRO ROCKER ARMS – 1.725:1 RATIO

Manufactured from the forging used for Original Equipment rocker arms for enhanced integrity, these Screamin' Eagle® Rocker Arms feature a lift ratio of 1.725:1 verses the stock ratio of 1.65. The larger ratio will increase valve opening to enhance power output on larger displacement engines. As with all performance products, these Rocker Arms should be installed by a qualified technician to ensure appropriate clearances between valves and pistons. Kit includes four rocker arms. **For race application only.**

17396-08 \$194.95

Fits '84-'99 Evolution 1340-equipped models, '86-later XL models and '99-'17 Twin Cam-equipped models.

G. SCREAMIN' EAGLE HIGH-CAPACITY TAPPETS*

Screamin' Eagle Tappets feature large high capacity needles in the roller bearing assembly to improve reliability when operating with high lift cams, high pressure valve springs and in high RPM applications. The 25% larger needle bearings increase the dynamic load rating by approximately 20% when compared to the Original Equipment Twin Cam tappets. The unique design delivers superior tappet life in performance applications. Set of 4.

18572-13 \$249.95

Fits '99-'17 Twin Cam-equipped models and '00-later XL and XR models.

H. SCREAMIN' EAGLE TAPPETS*

These Screamin' Eagle Tappets incorporate a unique axle, roller and bearing design that increases durability and stability of the tappets. Works well in high horsepower/high RPM applications.

18568-98 \$259.95

Fits '84-'99 Evolution 1340-equipped models and '86-'90 XL models. (set of 4)

I. SCREAMIN' EAGLE PRO PERFECT FIT PUSHRODS*

These one-piece tapered pushrods are stiffer than conventional pushrods and are lighter than adjustable pushrods. These are perfectly sized for the engine builder using Screamin' Eagle CNC ported heads or milled OE cylinder heads and an OE cam set. Sold in sets of 4.

18424-06 -.050" \$119.95

Fits '92-later XL models equipped with Screamin' Eagle Pro Sportster® Cylinder Heads P/N 16677-05.

*NOTE: In race applications, high-lift cams and stiff valve springs put extreme pressure on the engine's lifters and pushrods. At 7,000 RPM, instantaneous forces of up to 1200 lbs. can be experienced. This severe dynamic loading can lead to accelerated tappet wear. In these applications, we suggest installation of Screamin' Eagle High-Capacity Tappets and periodic tappet inspection and replacement to maximize engine life.

Notice: The prices appearing in this catalog are the manufacturer's suggested retail prices. Actual retail prices may vary.

104 SPORTSTER®
Builders Components

A. SPORTSTER® XL1200CC CYLINDERS 

Except for relieving the combustion chamber on stock 883 cylinder heads, for correct compression ratio, these cylinders make the conversion to 1200CC a bolt-on operation. No cylinder head machining required when used with Screamin' Eagle® Cylinder Heads or 883/1200 Conversion Piston Kit. (Cylinders are sold separately. Two are required for the conversion.) All EFI models require ECM calibration (priced separately). **For race application only.**

16954-02A Silver. **\$259.95**
Fits '04-later XL883 when upgraded with XL1200 pistons.

16871-99Y Black, Non-Highlighted. **\$259.95**
Fits '86-'03 XL883/1100 when upgraded with XL1200 pistons.

B. SCREAMIN' EAGLE® PERFORMANCE II SE-585 CAM KIT – SPORTSTER 

The high-lift full throttle cam kit provides significant horsepower gains when coupled with high-flowing exhaust and intake components, and is a great fit for full throttle horsepower junkies. 50-State U.S. EPA compliant.

25400125 **\$324.95**
Fits '14-later XL1200 models. Requires installation of Performance Cylinder Heads P/N 16500074 or 16500347, or upgrade of Original Equipment heads with Performance Valve Spring Kit P/N 18013-03A. All EFI models require ECM calibration for proper installation. '17-later models require recalibration with Screamin' Eagle Pro Street Tuner (sold separately). Labor cost not included. See Dealer for details.

SCREAMIN' EAGLE PRO SPORTSTER HIGH-OUTPUT CAM KIT 

Achieve solid horsepower gains at high RPM. This High-Output Cam Kit is designed to work with compression ratios up to 10.5:1 when used with Screamin' Eagle Pro CNC Ported Sportster factory cylinder heads and High-Compression Piston Kit P/N 22711-04A. Rev limit: 7000 RPM. All EFI models require ECM calibration (priced separately). **For race application only.**

25740-05 **\$324.95**
Fits '92-later XL1200 models. '07-later models require additional purchase of Screamin' Eagle Pro CNC Ported Factory Cylinder Heads P/N 16500074 or 16500347. '92-'06 models require additional purchase of Screamin' Eagle Pro CNC Ported Factory Cylinder Heads P/N 16500164. '92-'99 models require additional purchase of Pinion Gear P/N 24047-00.

SCREAMIN' EAGLE PRO XL PERFORMANCE CAMS 

This high-performance cam features bolt-in installation ('04-later only) with increased lift and duration over the stock cams. This cam is best suited for high horsepower and high RPM applications, and the .551" lift improves peak horsepower above 4,500 RPM. All EFI models require ECM calibration (priced separately). **For race application only.**

25197-04 **\$324.95**
Fits '92-later XL1200 models. Fits '04-later models with Original Equipment or Pro CNC Ported Factory Cylinder Heads. '92-'03 models require additional purchase of Screamin' Eagle Pro CNC Ported Factory Cylinder Heads P/N 16500164. '92-'99 models require additional purchase of Pinion Gear P/N 24047-00.

SCREAMIN' EAGLE PRO HIGH-PERFORMANCE XL CAMS 

Engineered for use with hydraulic lifters, providing increased horsepower and torque, quick-revving responsiveness and a broad power band from 2000-6500 RPM. Offers higher lift and longer duration than bolt-in Cams (P/N 25628-89). Some engine machining may be required for proper fitment. See instruction sheets for details. **For race application only.**

25649-01A **\$324.95**
Fits '92-later XL1200 models. Fits '04-later models with Original Equipment or Pro CNC Ported Factory Cylinder Heads. '92-'03 models require additional purchase of Screamin' Eagle Pro CNC Ported Factory Cylinder Heads P/N 16500164. '92-'99 models require additional purchase of Pinion Gear P/N 24047-00.



A. SPORTSTER XL1200CC CYLINDERS



B. SCREAMIN' EAGLE PRO SPORTSTER CAM KITS

SCREAMIN' EAGLE PRO XL CAMSHAFT SPECS

Description	Part Number	Lift @ Valve Intake/Exhaust	Duration @ .053 Intake/Exhaust		Timing @ .053 Lift Open/Close	TDC Lift @ Valve Int/Exh
Stock	'07-later XL models	.480" / .481"	215° / 230°	Intake: Exhaust:	10° BTDC/25° ABDC 38° BBDC/12° ATDC	.133" / .138"
Performance II	25400125	.585" / .585"	236° / 261°	Intake: Exhaust:	11° BTDC/45° ABDC 60° BBDC/21° ATDC	.140" / .188"
High Output	25740-05	.575" / .575"	260° / 266°	Intake: Exhaust:	28° BTDC/52° ABDC 57° BBDC/29° ATDC	.228" / .221"
Performance	25197-04	.551" / .551"	249° / 249°	Intake: Exhaust:	25° BTDC/44° ABDC 59° BBDC/10° ATDC	.197" / .122"
High-Performance (5 speed) '00-later	25649-01A	.536" / .536"	256° / 266°	Intake: Exhaust:	26° BTDC/50° ABDC 55° BBDC/30° ATDC	.209" / .236"

Theoretical, based on rocker arm ratio of 1.65. Valve train components, operation temperature and tolerance stack-up will affect actual lifts.

NOTE: It is recommended that older models should have valve springs replaced over time as valve springs lose their tension over time and lose their ability to support appropriate valve spring tension especially when used at higher RPM's.

C. SCREAMIN' EAGLE® PRO CNC PORTED FACTORY CYLINDER HEADS – SPORTSTER®

CNC Ported Heads offer a cost-effective approach to upgrading the performance of your motorcycle. The intake and exhaust ports are meticulously machined for smooth surfaces, improving the flow characteristics of air and fuel in order to provide enhanced performance. But it doesn't end there; the proven stock valves rest in reshaped valve seats to further improve flow rates. The combustion chambers have been machined for smooth surfaces and feature a blended radius on the bathtub edge to reduce detonation by eliminating hot spots and promoting improved combustion. The head gasket surface has been milled to maintain stock combustion chamber volume (59.9cc), which results in stock compression when used with Original Equipment pistons. Compression can be increased with the installation of Screamin' Eagle® high-compression pistons. Heads are assembled with Original Equipment valves and high-performance valve springs that support cams with lift up to .585". All EFI models require ECM calibration (priced separately). **For race application only.**

16500074 Black Non-Highlighted. **\$899.95**
Fits '07-later XL1200 models. Requires installation of Perfect Fit Pushrod Kit (-.050) P/N 18424-06.

16500347 Black Highlighted. **\$899.95**
Fits '07-later XL1200 models. Requires installation of Perfect Fit Pushrod Kit (-.050) P/N 18424-06 with Original Equipment cams.

16500164 Black Highlighted. **\$899.95**
Fits '92-'06 XL1200 models (except '98-'03 XL1200S). Requires installation of Perfect Fit Pushrod Kit (-.050") P/N 18424-06.

Also available:

CNC PORTING AND VALVE UPGRADE SERVICE FOR FACTORY CYLINDER HEADS

A cost-effective alternative to purchasing complete heads. Your new take-off Original Equipment heads are returned to the factory, and are completely re-machined and equipped with updated valves and springs to match the specifications and performance of the Screamin' Eagle Pro CNC Ported Head Kit P/N 16500074. **For race application only.**

16500075 XL Head Porting Service. **\$579.95**
Available for '07-later XL1200 Cylinder Heads only. Porting Service is designed for new heads removed from new bikes with less than 3,500 miles. This is not a refurbish or core-exchange program – the heads that are supplied will be reworked and returned. See your Dealer for complete program details. US Dealers Only.

D. SCREAMIN' EAGLE PRO XL1200 FORGED HIGH-COMPRESSION PISTON KIT

Designed to develop a 10.5:1 compression ratio when combined with stock heads or when combined with Screamin' Eagle Performance Heads. These forged pistons have been plated with electroless-nickel for maximum durability in high-performance applications. Kit includes a pair of pistons, wrist pins, rings and circlips. All EFI models require ECM calibration (priced separately). **For race application only.**

22711-04A Standard Bore. **\$279.95**
Fits '04-later XL1200 models with Original Equipment cylinder heads and '07-later XL1200 models with Screamin' Eagle Cylinder Heads P/N 16500074 or 16500347. Also Fits '92-'06 XL1200 models with Screamin' Eagle Cylinder Heads P/N 16500164.

E. SCREAMIN' EAGLE PRO FORGED HIGH-COMPRESSION XL883 TO 1200 CONVERSION PISTON KIT

Convert your XL883 to a full 1200CC with this Piston Kit. These forged pistons have a redesigned "dished" top that has been optimized for use with stock 883 heads. Compression ratio is increased to 10:1 and works great with Screamin' Eagle cams. Kit includes pistons, rings, pins and circlips. All EFI models require ECM calibration (priced separately). **For race application only.**

Fits '86-later XL883 models with stock heads. Requires separate purchase of 1200cc cylinders and gaskets.

22698-01A Standard Bore. **\$279.95**
22700-01A +.010" o/s. **\$279.95**

Notice: The prices appearing in this catalog are the manufacturer's suggested retail prices. Actual retail prices may vary.



C. SCREAMIN' EAGLE PRO CNC PORTED FACTORY CYLINDER HEADS – SPORTSTER (16500074 SHOWN)



C. SCREAMIN' EAGLE PRO CNC PORTED FACTORY CYLINDER HEADS – SPORTSTER (16500164 SHOWN)



D. SCREAMIN' EAGLE PRO XL1200 FORGED HIGH-COMPRESSION PISTON KIT



E. SCREAMIN' EAGLE PRO FORGED HIGH-COMPRESSION XL883 TO 1200 CONVERSION PISTON KIT

STREET™ REVOLUTION X™ POWERTRAIN

Screamin' Eagle® Stage upgrades offer performance configurations engineered to generate specific torque and horsepower gains. Eliminating all the guesswork and trial-and-error testing normally associated with engine modifications, Stage upgrades include everything you need to enhance your bike's performance. You can start with key components that give you a bump in power right now, add components as time and budget permits, or you can go for it all at once.



STAGE I

INTAKE + EXHAUST + TUNING

The easiest and most cost effective step to improve your motorcycle's performance is to increase the air flow into and out of the engine. A high-flow air cleaner and system-matched slip-on mufflers provide horsepower and torque improvements you can feel throughout the RPM range, and serve as the core components for all performance upgrades. ECM calibration is required to tune the fuel flow and timing required to accommodate the improved air flow.



Stage I upgrade can be installed without engine disassembly. No special tools are required. Requires ECM tuning.



Street legal and/or street compliant statements refer to product meeting 50-State emissions and noise standards in the United States.

A. SCREAMIN' EAGLE® EXTREME BILLET
AIR CLEANER KIT

The bold styling of this intake system looks just as impressive as the long patch of burnout rubber you just laid down. The forged billet aluminum cover tops off a cast back plate with integral breather for a smooth transition to the throttle body. The race-inspired air cleaner is engineered to flow high volumes of air and the washable pleated element provides the ideal combination of efficiency and engine protection. Available in your choice of style and finish, this easy-to-install kit includes all mounting hardware and rain sock. All models require ECM calibration (priced separately). **For race application only.**

Fits '15-later XG models. Recalibration is required for proper installation.

29400208	Agitator – Cut Back Gloss Black.	\$349.95
29400207	Chisel – Cut Back Gloss Black.	\$349.95



A. EXTREME BILLET AIR CLEANER KIT – AGITATOR



A. EXTREME BILLET AIR CLEANER KIT – CHISEL



A. EXTREME BILLET AIR CLEANER KIT –
AGITATOR



A. EXTREME BILLET AIR CLEANER KIT –
CHISEL

Street legal and/or street compliant statements refer to product meeting 50-State emissions and noise standards in the United States.

Notice: The prices appearing in this catalog are the manufacturer's suggested retail prices. Actual retail prices may vary.

108 STREET™ REVOLUTION X™
Stage I Upgrade – Intake

A. SCREAMIN' EAGLE® PERFORMANCE AIR CLEANER KIT – STREET ROD®

This kit provides a freer breathing capability to pump-up the power of your EFI-equipped motorcycle. Air Cleaner features a washable, high-flow, oiled cotton media element. Kit includes a high-flow air filter element, Screamin' Eagle® Air Cleaner Medallion and all required hardware. ECE and 50-State U.S. EPA compliant.

29400350	\$79.95
Fits '17- later XG750A models.	

Also available:
SCREAMIN' EAGLE AIR CLEANER INSERT

Dress your air cleaner in style. Easy-to-install medallion features brilliant Screamin' Eagle script set against a rich black background. Self-adhesive backing for easy installation.

61300835	\$19.95
Fits '17-later XG750A models.	

B. SCREAMIN' EAGLE PERFORMANCE AIR CLEANER KIT – STREET

This kit provides a freer breathing capability to pump-up the power of your EFI-equipped motorcycle. Air Cleaner features a washable high-flow, oiled cotton media element. Kit includes a high-flow air filter element, Screamin' Eagle Air Cleaner Medallion and all required hardware. 50-State U.S. EPA compliant.

29400197	\$79.95
Fits '15-later XG models (except XG750A). '17-later models require recalibration with Screamin' Eagle Pro Street Tuner (sold separately). Labor cost not included. See Dealer for details.	

Also Available:
SCREAMIN' EAGLE AIR CLEANER MEDALLION

Dress your air cleaner in style. Easy-to-install medallion features brilliant Screamin' Eagle script and Harley-Davidson lettering set against a rich black background. Self-adhesive backing for easy installation.

61300364A	\$19.95
Fits '15-later XG models (except XG750A).	

C. SCREAMIN' EAGLE 10MM PHAT SPARK PLUG WIRES

Fat 10mm plug wires add dimension and style to your ride. Screamin' Eagle boot design and suppression core wires ensure solid connection and maximum voltage transfer between coil and plugs. Screamin' Eagle logo printed along the wire to add style.

Fits '15-later XG models.		
31600048A	Black.	\$29.95
31600054A	Red.	\$29.95
31600051A	Orange.	\$29.95



A. SCREAMIN' EAGLE PERFORMANCE AIR CLEANER KIT – STREET ROD



B. SCREAMIN' EAGLE PERFORMANCE AIR CLEANER KIT – STREET



C. SCREAMIN' EAGLE 10MM PHAT SPARK PLUG WIRES

Notice: The prices appearing in this catalog are the manufacturer's suggested retail prices. Actual retail prices may vary.

STREET™ REVOLUTION X™ 109

Stage I Upgrade – Exhaust



D. SCREAMIN' EAGLE NIGHTSTICK 2-INTO-1 SLIP-ON MUFFLER – JET BLACK

D. SCREAMIN' EAGLE® NIGHTSTICK 2-INTO-1 SLIP-ON MUFFLER – JET BLACK*



Tuned by the factory for the ultimate combination of rich tone and legal sound levels, this slip-on muffler is the perfect match for your Harley-Davidson® model. The high-flow design of the external diffusion discs produces plenty of low-end “guts” to get your bike away from the light and a fat torque curve that gets you quickly around slow-moving traffic. The multiple stainless steel diffusion discs and domed end cap deliver an aggressive raspy sound. Available in jet black finish, these long and lean pipes feature an embossed Screamin' Eagle logo. Easy to install. 50-State U.S. EPA compliant.

64900220

\$349.95

Fits '15-later XG models (except XG750A). '17-later models require recalibration with Screamin' Eagle® Pro Street Tuner (sold separately).

E. SCREAMIN' EAGLE BUCKSHOT EXHAUST SHIELD KIT – JET BLACK

These custom exhaust shields feature a perforated Buckshot design to expose the head pipe for a raw rebellious look. These exhaust shields are a perfect match for Original Equipment or Screamin' Eagle muffler and complement the blacked out Harley-Davidson Street® model. Manufactured to Original Equipment standards for exacting fit, the easy-to-install kit includes front and rear head pipe shields.

65400167

\$149.95

Fits '15-later XG models.



E. SCREAMIN' EAGLE BUCKSHOT EXHAUST SHIELD KIT – JET BLACK

F. MUFFLER END CAP – EDGE CUT

This Edge Cut End Cap kit allows you to personalize your Original Equipment mufflers. These easy-to-install caps are dressed with the same black-anodized finish as the Edge Cut Collection for a consistent look front to back and feature machined aluminum accents for a modern touch.

65100056

\$89.95

Fits '15-later XG models (except XG750A) with Original Equipment muffler.



E. SCREAMIN' EAGLE BUCKSHOT EXHAUST SHIELD KIT – JET BLACK



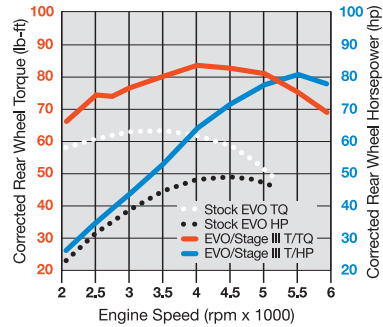
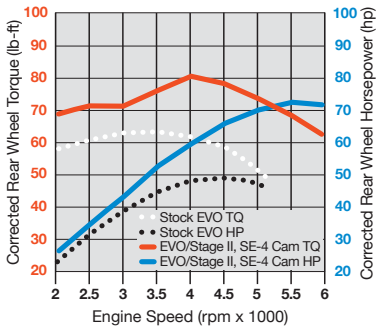
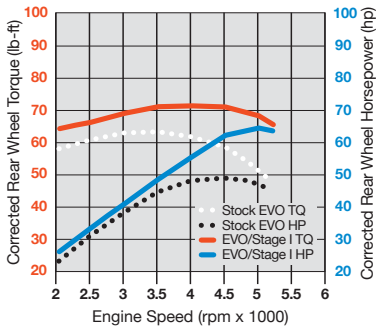

F. MUFFLER END CAP – EDGE CUT

*NOTE: There is no warranty on exhaust pipes and mufflers with regard to any discoloration. Blueing is caused by tuning characteristics, cam timing, carburetor jetting, over-heating, etc. and is not caused by defective manufacturing.

Notice: The prices appearing in this catalog are the manufacturer's suggested retail prices. Actual retail prices may vary.

EVOLUTION® 1340 POWERTRAIN

Screamin' Eagle® Stage upgrades offer performance configurations engineered to generate specific torque and horsepower gains. Eliminating all the guesswork and trial-and-error testing normally associated with engine modifications, Stage upgrades include everything you need to enhance your bike's performance. You can start with key components that give you a bump in power right now, add components as time and budget permits, or you can go for it all at once.



EVOLUTION 1340 STAGE I – CARBURETED



Air Cleaner and Breather Kit	29543-99B
Dynojet Kit	29045-97A
Slip-Fit Mufflers	

EVOLUTION 1340 STAGE II – CARBURETED: TORQUE



Air Cleaner and Breather Kit	29543-99B
Dynojet Thunderslide Kit	29935-98
SE-4 Bolt-In Camshaft	25752-97
Slip-Fit Mufflers	

EVOLUTION 1340 STAGE III – CARBURETED: TORQUE



Air Cleaner and Breather Kit	29543-99B
Dynojet Thunderslide Kit	29935-98
SE-4 Bolt-In Camshaft	25752-97
Forged 10.2:1 Pistons	22195-98
Slip-Fit Mufflers	

A. SCREAMIN' EAGLE® PRO AIR CLEANER AND BREATHER KIT – CARBURETED EVOLUTION® 1340-EQUIPPED MODELS

Back plate includes cast-in venturi and improved mounting system. Larger filter element is washable, does not require oiling, and provides more capacity for bigger air flows and power. Breather manifold and all required hardware are included. **For race application only.**

29543-99B \$159.95

Fits '93-'99 Evolution® 1340-equipped models equipped with stock CV carburetor, 42mm or 45mm Flatslide carburetor or 44mm CV carburetor.

B. SCREAMIN' EAGLE PRO BIG BORE 44MM CV CARBURETOR KIT

This carb kit is exclusive to Screamin' Eagle® parts. The CV (constant velocity) design creates smooth air/fuel delivery for exceptional low- and mid-range power. The big 44mm bore allows this carb to feed even the most air hungry engine at high RPM. Easy to install with stock cables. Screamin' Eagle Intake Manifold required for proper fitment. Separate purchase of Screamin' Eagle High-Flow Air Cleaner Kit is recommended for optimal performance. This 44mm CV carburetor is not cruise-control compatible. **For race application only.**

27934-99 \$309.95

Fits '90-'99 carbureted Evolution 1340-equipped models, '99-'06 carbureted Twin Cam-equipped models.

C. SCREAMIN' EAGLE PRO BIG BORE INTAKE MANIFOLD

This intake manifold is required for use with the Screamin' Eagle 44mm CV and 45mm Flatslide Carburetors. Can also be used with 42mm Flatslide or your stock CV carburetor. **For race application only.**

29636-99 \$89.95

Fits '90-'99 Evolution 1340-equipped models.

Also available: (not shown)

DYNOJET® KIT

A premium performance modification kit for models with Original Equipment CV carburetors. Works well with free-breathing intake and exhaust. **For race application only.**

29045-97B \$84.95

Fits '96-'06 Evolution-equipped XL883 and XL1200 models (except 1200S) and 1340-equipped models with Original Equipment CV carburetors.



A. SCREAMIN' EAGLE PRO AIR CLEANER AND BREATHER KIT – CARBURETED EVOLUTION 1340-EQUIPPED MODELS



B. SCREAMIN' EAGLE PRO BIG BORE 44MM CV CARBURETOR KIT



C. SCREAMIN' EAGLE PRO BIG BORE INTAKE MANIFOLD

Street legal and/or street compliant statements refer to product meeting 50-State emissions and noise standards in the United States.

Notice: The prices appearing in this catalog are the manufacturer's suggested retail prices. Actual retail prices may vary.

112 EVOLUTION® 1340

Builders Components

A. SCREAMIN' EAGLE® RACE VALVE SPRING KIT*



This straight coil double spring Race Valve Spring Kit will allow the engine to rev to 7000 RPM and enable the use of higher lift cams. Complete kit includes springs, upper and lower collars and valve keys.

18281-02A 5/16" dia. Valve Stems. **\$164.95**
Fits '99-'04 Twin Cam, all Evolution® 1340 and '86-'03 XL models. (not shown)

Also available:

SCREAMIN' EAGLE VALVE SPRING SHIM KIT



This Valve Spring Shim Kit allows the engine builder to adjust spring pressure by combining various thickness shims. The kit is a great help when trying to obtain consistent spring pressure across all valves. Kit includes 12 shims (4 each: .015", .030", .060" thickness).

18226-03 **\$11.95**
Fits '04-later XL and '05-'17 Twin Cam models equipped with Valve Spring Kit P/N 18344-05. Also fits '99-'04 Twin Cam, all Evolution 1340 and '86-'03 XL models equipped with Valve Spring Kit P/N 18013-03A.

B. SCREAMIN' EAGLE ROLLER ROCKER ARMS



Unique roller-tip design increases strength and reduces valve stem side-loading and tip friction. Built to handle cams with up to .700" lift in high RPM application. Complete kit includes set of four.

17378-98 **\$469.95**
Fits '84-'99 Evolution® 1340-equipped models, '86-later XL and XR models and '99-'17 Twin Cam-equipped models. (Modification is required on Twin Cam rocker covers.)

C. SCREAMIN' EAGLE PRO ROCKER ARMS – 1.725:1 RATIO



Manufactured from the forging used for Original Equipment rocker arms for enhanced integrity, these Screamin' Eagle® Rocker Arms feature a lift ratio of 1.725:1 verses the stock ratio of 1.65. The larger ratio will increase valve opening to enhance power output on larger displacement engines. As with all performance products, these Rocker Arms should be installed by a qualified technician to ensure appropriate clearances between valves and pistons. Kit includes four rocker arms. **For race application only.**

17396-08 **\$194.95**
Fits '84-'99 Evolution 1340-equipped models, '86-later XL models and '99-'17 Twin Cam-equipped models.

D. SCREAMIN' EAGLE TAPPETS*



These Screamin' Eagle Tappets incorporate a unique axle, roller and bearing design that increases durability and stability of the tappets. Works well in high horsepower/high RPM applications.

18568-98 **\$259.95**
Fits '84-'99 Evolution 1340-equipped models and '86-'90 XL models. (set of 4)



A. SCREAMIN' EAGLE RACE VALVE SPRING KIT



B. SCREAMIN' EAGLE ROLLER ROCKER ARMS



C. SCREAMIN' EAGLE PRO ROCKER ARMS – 1.725:1 RATIO



D. SCREAMIN' EAGLE TAPPETS

*NOTE: In race applications, high-lift cams and stiff valve springs put extreme pressure on the engine's lifters and pushrods. At 7,000 RPM, instantaneous forces of up to 1200 lbs. can be experienced. This severe dynamic loading can lead to accelerated tappet wear. In these applications, we suggest installation of Screamin' Eagle High-Capacity Tappets and periodic tappet inspection and replacement to maximize engine life.

Street legal and/or street compliant statements refer to product meeting 50-State emissions and noise standards in the United States.

Notice: The prices appearing in this catalog are the manufacturer's suggested retail prices. Actual retail prices may vary.

E. SCREAMIN' EAGLE® PRO EVOLUTION®
1340 CAMSHAFTS

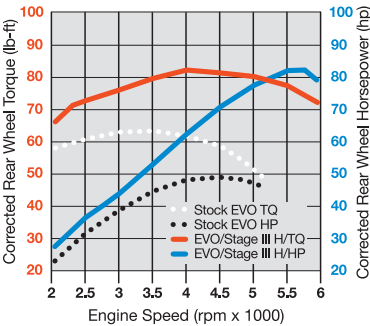
Fits '84-'99 carbureted Evolution® 1340-equipped models. Some cams may also be used on EFI Evolution 1340-equipped models in conjunction with an approved ECM calibration. See your Dealer for details.

SE-4 CAM
Unique advanced profile design provides exceptional bolt-in power for heavy bikes. Broad torque band from 3000-5500 RPM. **For race application only.**

25752-97 \$199.95

SE-11 CAM*
This is the next generation SE-1 bolt-in cam for lighter bikes. Advanced profile design creates power from 3500-6000 RPM. This is an awesome horsepower cam in a bolt-in disguise. Unless specified, not for use on EFI models. **For race application only.**

25753-97 \$199.95



EVOLUTION 1340 STAGE III –
CARBURETED: HORSEPOWER

Air Cleaner and Breather Kit	29543-99B
Dynojet Thunderslide Kit	29935-98
SE-11 Bolt-In Camshaft	25753-97
Forged 10.2:1 Pistons	22195-98
Slip-Fit Mufflers	

E. SCREAMIN' EAGLE PRO EVOLUTION 1340 CAMSHAFTS

SCREAMIN' EAGLE PRO EVOLUTION 1340 CAMSHAFT SPECS

Description	Part Number	Lift @ Valve Intake/Exhaust	Duration @.053 Intake/Exhaust	Timing @.053 Lift Open/Close	TDC Lift @ Valve Intake/Exhaust
SE-4	25752-97	.505"/.505"	235°/240°	Intake: 20° BTDC/36° ABDC Exhaust: 46° BBDC/14° ATDC	0.189"/.151"
SE-11	25753-97	.508"/.508"	246°/249°	Intake: 19° BTDC/47° ABDC Exhaust: 55° BBDC/14° ATDC	0.181"/.153"

Theoretical, based on rocker arm ratio of 1.65. Valve train components, operation temperature and tolerance stack-up will affect actual lifts.

***NOTE:** 1340 Cams over .510" lift may require case and/or tappet guide machining for cam lobe clearance. '84-'85 model's pistons may need to be fly-cut to obtain proper clearance. Please refer to instruction sheets and service manuals for more detail.

Street legal and/or street compliant statements refer to product meeting 50-State emissions and noise standards in the United States.

Notice: The prices appearing in this catalog are the manufacturer's suggested retail prices. Actual retail prices may vary.

114 EVOLUTION® 1340

Builders Components

A. SCREAMIN' EAGLE® EVOLUTION® 1340 CYLINDER HEADS

Built at the factory for unparalleled quality. The redesigned combustion chamber, optimized for flow and efficiency, works with stock or High-Compression Forged Piston Kits. Heads come with larger than stock 1.898" intake valves and 1.623" exhaust valves. Valve Spring Kit P/N 18209-06 is used and can accommodate .585" valve lift. At 72CC, this equates to a 9.5:1 compression ratio with stock pistons. Use of 12mm spark plugs required. Use of Screamin' Eagle® Spark Plugs P/N 32189-10 with stock compression or P/N 32188-10 with high compression is recommended. 50-state street compliant for '93-'99 models when used with Original Equipment pistons, air cleaner, cam, exhaust and ignition. '84-'92 models require Threaded Cylinder Head Inserts P/N 29304-92.

16854-98A Black Highlighted. **\$939.95**
Fits '84-'99 carbureted Evolution® 1340-equipped models. May also be used on '95-'99 EFI Evolution 1340-equipped models in conjunction with an approved ECM calibration. See your Dealer for details.

NOTICE: Screamin' Eagle Adjustable Pushrods are required for installation. Failure to comply may result in engine damage.

B. SCREAMIN' EAGLE PRO HIGH-COMPRESSION FORGED PISTON KITS FOR SE EVOLUTION 1340 HEAD-EQUIPPED MODELS*

These 10.5:1 forged pistons, when used with Screamin' Eagle 1340 Cylinder Heads, are designed to produce high-compression ratios for full race applications. Kits include pins, clips and rings. **For race application only.**

22767-98 +.010" o/s. **\$299.95**
For use only with Screamin' Eagle Performance Cylinder Heads '84-'99 Evolution 1340-equipped carbureted models. (Not for use with stock Evolution 1340 Cylinder Heads.)

C. SCREAMIN' EAGLE PRO EVOLUTION 1340 HIGH-COMPRESSION CAST PISTON KITS*

These high-compression 10.0:1 cast pistons are designed for use with stock Evolution 1340 Cylinder Heads. These are the value option for increased compression in the 1340 engine with stock heads. Kits include pins, clips and rings. **For race application only.**

22193-98 +.010" o/s. **\$199.95**
Fits '84-'99 Evolution 1340-equipped engines with stock cylinder heads.

D. SCREAMIN' EAGLE HIGH-PERFORMANCE TOP-END GASKET KIT

Rebuild your top-end for performance and improved reliability. This kit features specially designed multi-layered steel head gaskets and includes all the additional Original Equipment gaskets required to do the job. Kit can be used for all stock compression engines or can be used on Evolution 1340 high-compression applications when installed with the "High Tensile" Evolution Cylinder Stud Kit (P/N 16503-01).

17046-98 **\$119.95**
Fits '84-'99 Evolution 1340-equipped models.

E. SCREAMIN' EAGLE HIGH-PERFORMANCE HEAD GASKET KIT

This kit contains a pair of specially designed laminated steel head gaskets for improved sealing in higher-performance engines. Can be used on stock compression engines or on Evolution 1340 high-compression applications (over 10:1) when installed with High Tensile Evolution Cylinder Stud Kit (P/N 16503-01 or 17004-01).

17056-01 **\$49.95**
Fits Evolution 1340-equipped models and XL1200 models.

***NOTICE:** Screamin' Eagle pistons are not designed for use with milled heads. Evolution 1340 cast pistons should not be used when engine speed is expected to exceed 6000 RPM. Failure to comply may cause engine damage.

Street legal and/or street compliant statements refer to product meeting 50-State emissions and noise standards in the United States.

Notice: The prices appearing in this catalog are the manufacturer's suggested retail prices. Actual retail prices may vary.



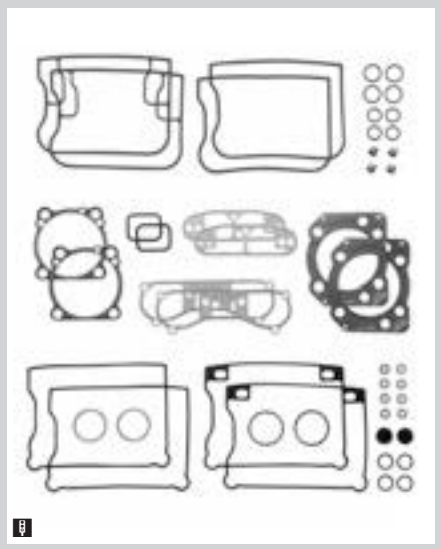
A. SCREAMIN' EAGLE EVOLUTION 1340 CYLINDER HEADS



B. SCREAMIN' EAGLE PRO HIGH-COMPRESSION FORGED PISTON KITS FOR SE EVOLUTION 1340 HEAD-EQUIPPED MODELS



C. SCREAMIN' EAGLE PRO EVOLUTION 1340 HIGH-COMPRESSION CAST PISTON KITS



D. SCREAMIN' EAGLE HIGH-PERFORMANCE TOP-END GASKET KIT



E. SCREAMIN' EAGLE HIGH-PERFORMANCE HEAD GASKET KIT

VRSC™ REVOLUTION® POWERTRAIN

Screamin' Eagle® upgrades offer performance configurations engineered to generate specific torque and horsepower gains. Eliminating all the guesswork and trial-and-error testing normally associated with engine modifications, these components include everything you need to enhance your bike's performance. You can start with key components that give you a bump in power right now, add components as time and budget permits, or you can go for it all at once.



Street legal and/or street compliant statements refer to product meeting 50-State emissions and noise standards in the United States.

116 VRSC™ REVOLUTION®

Builders Components

A. SCREAMIN' EAGLE® PRO STAGE II KIT – VRSC™ MODELS

Increase your VRSC™ model's top-end horsepower and race track performance. When paired with your choice of race-use exhaust system, the Screamin' Eagle® Pro intake and exhaust cams, tuned-length short velocity stacks and a high-flow air cleaner combine to produce a solid 20-horsepower boost at the rear wheel. Kit includes cam gaskets that permit this Stage Kit to be installed without removing the engine from the frame. The lower air cleaner box can be modified to improve the air flow (template included). All models require ECM calibration. **For race application only.**

30076-09 \$499.95

Fits '08-'17 VRSC and '07 VRSCX models. Installation requires modification of the lower air cleaner box for relocation of the temperature sensor. Installation requires separate purchase of Valve Shims.

Lift @ Valve –

Intake/Exhaust: .490" / .464"

Duration @ .053 –

Intake/Exhaust: 256° / 258°

Timing @ .053 Lift –

Open/Close Intake: 20° BTDC / 56° ABDC

Timing @ .053 Lift –

Open/Close Exhaust: 57° BBDC / 21° ATDC

TDC Lift @ Valve –

Intake/Exhaust: .143" / .142"

B. SCREAMIN' EAGLE PRO VRXSE DESTROYER™ BIG BORE THROTTLE BODY KIT

This bolt-on kit boasts a 58mm throttle body, compared to 53mm stock throttle body. Can be used with stock injectors or with VRXSE Performance Injector Kit P/N 27791-05. Recalibration required. **For race application only.**

27670-05 Fits '02-'17 VRSC models. \$499.95

Also available: (not shown)

SCREAMIN' EAGLE PRO VRXSE DESTROYER PERFORMANCE INJECTOR KIT

This performance injector kit features 6-hole, twin jet injectors that flow 30% more fuel, compared to stock injectors. Recalibration required. **For race application only.**

27791-05 \$329.95

Fits '02-'17 VRSC™ models equipped with P/N 27670-05 Destroyer® Big Bore Throttle Body Kit.

C. SCREAMIN' EAGLE PERFORMANCE AIR CLEANER FOR VRSC MODELS

This high-flow air cleaner provides the clean stable air the engine needs for maximum performance. The washable filter element does not require oiling.

29793-02C Fits '02-'17 VRSC™ models. \$64.95

D. SCREAMIN' EAGLE PERFORMANCE SLIPPER CLUTCH FOR VRSC™ MODELS

This clutch offers reduced lever effort and improved performance. The unique "slip and assist" ramp system opens the two halves of the clutch hub slightly during high loads to the drivetrain, allowing a moderate slip that reduces shock to the drivetrain during rapid downshifting. The resulting reduction in wheel hop allows maximum contact between the tire and the road in wet or slippery conditions. Clutch lever effort is also reduced by 20% in 1130cc and 30% on 1250cc applications.

37938-08KA \$239.95

Fits '02-'07 VRSC™ models.



A. SCREAMIN' EAGLE PRO STAGE II KIT – VRSC MODELS



B. SCREAMIN' EAGLE PRO VRXSE DESTROYER BIG BORE THROTTLE BODY KIT



C. SCREAMIN' EAGLE PERFORMANCE AIR CLEANER FOR VRSC MODELS



D. SCREAMIN' EAGLE PERFORMANCE SLIPPER CLUTCH FOR VRSC MODELS

Street legal and/or street compliant statements refer to product meeting 50-State emissions and noise standards in the United States.

Notice: The prices appearing in this catalog are the manufacturer's suggested retail prices. Actual retail prices may vary.

SCREAMIN' EAGLE® MULTIFIT ACCESSORIES

When building a performance powertrain, don't overlook the small stuff. After all, good clean air and a powerful spark are essential for maximum power and engine life. Air cleaner covers and washable K&N® air filters are available to dress your bike in style while maximizing the flow of air to your engine. And Screamin' Eagle® premium spark plugs and plug wires will keep the fire burning.



Street legal and/or street compliant statements refer to product meeting 50-State emissions and noise standards in the United States.

118 SE PRO PERFORMANCE
Air Cleaner Covers

A. SCREAMIN' EAGLE® ROUND AIR CLEANER COVER – RATCHET

The Ratchet Air Cleaner Cover trims the face of the Screamin' Eagle® Round Air Cleaner filter in style. Ideal for use with Extreme open face filters, the forged aluminum cover wraps the leading edge of the filter element, covering the rubber gasket without restricting the airflow. The Ratchet Cover is finished in rich black, and features a center bar with Screamin' Eagle script and a lugged outer ring. The kit includes a black filler plate to cover the unfinished face of standard High Flow filter for a clean blacked-out appearance.

61300845 **\$164.95**
Fits '18-later Softail® and '17-later Touring and Trike models equipped with Screamin' Eagle round High Flow Air Cleaner.



A. SCREAMIN' EAGLE ROUND AIR CLEANER COVER – RATCHET

B. SCREAMIN' EAGLE ROUND AIR CLEANER COVER – CALIBRE

The unique open slot design of the Calibre Air Cleaner Cover maximizes style without compromising performance. Ideal for use with Extreme open face filters, the forged aluminum cover wraps the leading edge of the filter element, covering the rubber gasket without restricting the airflow. The gloss black Calibre Cover features 3 radiused slots cut into the face and a Screamin' Eagle logo prominently on display. The kit includes a black filler plate to cover the unfinished face of standard High Flow filter for a clean blacked-out appearance.

61300846 **\$149.95**
Fits '18-later Softail and '17-later Touring and Trike models equipped with Screamin' Eagle round High Flow Air Cleaner.



B. SCREAMIN' EAGLE ROUND AIR CLEANER COVER – CALIBRE

C. AIR CLEANER TRIM KITS

The perfect blend of performance and style. Available in a wide variety of styles, this bolt-on Air Cleaner Trim is sized to cover the face of most Screamin' Eagle Round High-Flow Air Cleaners. You can continue the look of your custom collection while maximizing air flow to the engine. Model-specific rain socks are available to protect the open element during inclement weather.

Fits models equipped with Screamin' Eagle Round High-Flow Air Cleaner Kits with separate purchase of Air Cleaner Adapter P/N 12400158 or Rain Sock Kit P/N 28728-10. Also fits Evolution 1340 models, '99-'08 Dyna®, '00-'15 Softail (except FLS, FLSS, FLSTSB and FXS) and '99-'13 Touring and Trike models with Original Equipment air cleaner cover.

61400339	Brass Collection.	\$114.95
61300057	Dark Custom Collection.	\$114.95
27956-10	Number One Skull Collection.	\$49.95
29417-04	Willie G Skull Collection.	\$49.95
61400323	Airflow Collection.	\$59.95
29328-99	Live To Ride Collection – Gold.	\$49.95



C. AIR CLEANER TRIM KITS – BRASS COLLECTION

C. AIR CLEANER TRIM KITS – DARK CUSTOM



C. AIR CLEANER TRIM KITS – #1 SKULL

C. AIR CLEANER TRIM KITS – WILLIE G SKULL

Notice: The prices appearing in this catalog are the manufacturer's suggested retail prices. Actual retail prices may vary.



**C. AIR CLEANER TRIM KITS –
AIRFLOW**



**C. AIR CLEANER TRIM KITS –
LIVE TO RIDE**



**D. NOSTALGIC BAR & SHIELD LOGO AIR
CLEANER COVER**



E. SMOOTH AIR CLEANER COVER



**F. BOBBER-STYLE ROUND AIR CLEANER
COVER – CHROME**



**F. BOBBER-STYLE ROUND AIR CLEANER
COVER – GLOSS BLACK**



**G. SCREAMIN' EAGLE AIR CLEANER RAIN SOCK
(SHOWN WITH #1 SKULL AIR CLEANER TRIM)**



D. NOSTALGIC BAR & SHIELD LOGO AIR CLEANER COVER

Get a polished look with an extra dose of heritage with the Nostalgic Collection – chrome-plated air cleaner covers featuring an original-style Bar & Shield logo and a stamped "Made in U.S.A." An easy-to-install trip down memory lane, each cover is hand-polished and chrome-plated to a brilliant finish. Available in oval and round configurations, the air cleaner kit includes polished stainless steel mounting hardware.

29138-91A Round. **\$79.95**
Fits '90-'99 carbureted (CV) Evolution® 1340-equipped models. Also fits '07-later XL and '99-'17 Twin Cam models equipped with Screamin' Eagle® Round High-Flow Air Cleaners when installed with Gasket Kit P/N 29591-99 (sold separately).

E. SMOOTH AIR CLEANER COVER

Wrap your Screamin' Eagle round air cleaner element in style. The mirror chrome low-profile Air Cleaner Cover shields the element and opens breathing space between the backing plate and the cover. Cut-away bottom design exposes the air cleaner element to maximize the airflow. Easy to install, the one-piece cover is the ideal complement to the Chrome Air Cleaner Back Plate P/N 29510-05.

29153-07 **\$49.95**
Fits '07-later XL models equipped with Screamin' Eagle Round Filter Air Cleaner Kits and '99-'17 Twin Cam models equipped with Screamin' Eagle Round High-Flow Air Cleaner Kits.

F. BOBBER-STYLE ROUND AIR CLEANER COVER

Low-profile round air cleaner cover adds an attractive nostalgic look to any bike's profile. This cover can be accented with your choice of stylish air cleaner trim collections (sold separately) for a personalized look. The cover features a cut-away bottom design that exposes the filter element to maximize the airflow when installed with a Screamin' Eagle High-Flow Air Cleaner Kit.

Fits '12-'16 XL1200V and '11-'15 FLS and FXS models with Original Equipment round air cleaner. Also fits models equipped with Screamin' Eagle Round High-Flow Air Cleaner Kits.

61300120 Chrome. **\$54.95**
61300128 Gloss Black. **\$54.95**

G. SCREAMIN' EAGLE® AIR CLEANER RAIN SOCK

Add the open-element look to your Screamin' Eagle High Flow style Air Cleaner. This easy-to-install kit allows you to replace the traditional Original Equipment air cleaner cover with custom inserts from one of the H-D® Decorative Collections. Kit includes a breathable mesh cover with classic Bar & Shield logo that stretches over the filter to maximize airflow while protecting the exposed element from the rain. Fits traditional cone-shaped air cleaner elements featured in many Screamin' Eagle Twin Cam Stage Kits.

28728-10 **\$25.95**
Fits Screamin' Eagle Round High-Flow Air Cleaner Kits.

Also available (not shown):

SCREAMIN' EAGLE AIR CLEANER RAIN SOCK

Protect your exposed-element air cleaner during inclement weather. This mesh cover stretches over the filter to repel moisture that could damage the filter and be drawn into the engine. The breathable cover does not significantly reduce air flow to the engine.

29400363 For Round High-Flow Filter. **\$25.95**
Fits '18-later Softail and '17-later Touring and Trike models equipped with Screamin' Eagle High-Flow Air Cleaners with round perimeter flow air cleaner element.

29493-05A For Heavy Breather Filter. **\$19.95**
Fits models equipped with Screamin' Eagle Heavy Breather Air Cleaner Kits (except Compact Heavy Breather P/N 28716-10, Heavy Breather Elite P/N 29400173, 29400172 or 29400285, and Milwaukee-Eight® Heavy Breather P/N 29400263 or 29400264).

120 SE PRO PERFORMANCE

Air Filters

A. SCREAMIN' EAGLE® HIGH-FLO K&N® REPLACEMENT AIR FILTER ELEMENT

K&N® replacement air filters are engineered to improve airflow for increased horsepower and quicker acceleration. K&N filters provide excellent filtration, and because they are washable and reusable, you can clean the filter whenever conditions demand. Designed as direct replacements for specified fitments.

1. 29400020 High-Flow – Multi-fit. **\$59.95**
Fits '07-later XL, '99-'07 Dyna®, '00-'15 Softail® and '99-'07 Touring models equipped with High-Flow Air Cleaner Kits. Replacement for P/N 29442-99E.

1. 29400358 High-Flow – Multi-fit. **\$59.95**
Fits '18-later Softail and '17-later Touring and Trike models equipped with round High-Flow Air Cleaner P/N 29400355 or 29400356.

2. 29400021 High-Flow – Dyna. **\$59.95**
Fits '08-'17 Dyna models equipped with High-Flow Air Cleaner Kits. Replacement for P/N 29385-08.

3. 29400019 High-Flow – Touring. **\$59.95**
Fits '16-'17 Softail and '08-'16 Touring and Trike models equipped with High-Flow Air Cleaner Kits. Replacement for P/N 29244-08.

4. 29400247 High-Flow – Wedge Milwaukee-Eight® Engine. **\$69.95**
Fits '17-later Touring and Trike models equipped with Wedge High-Flow Air Cleaner Kit P/N 29400245 or 29400246.

5. 29400065 Extreme Billet. **\$59.95**
Fits '15-later XG, '16-'17 Softail, and '08-later Touring and Trike models equipped with Extreme Billet Agitator and Chisel Air Cleaner Kits.

5. 29400359 Extreme. **\$69.95**
Fits '18-later Softail and '17-later Touring and Trike models equipped with round High-Flow Air Cleaner P/N 29400357.

5. 29400118 Extreme Billet & Rail. **\$59.95**
Fits '07-later XL, '08-'17 Dyna and '08-'15 Softail and models equipped with Extreme Billet Chisel and Agitator or Rail Collection Air Cleaner Kits.

6. 29400109 Burst Collection. **\$59.95**
Fits '08-'17 Dyna and Softail models, '08-'16 Touring and Trike models equipped with Burst Collection Air Cleaner Kits.

7. 29400022A Ventilator – Multi-fit. **\$59.95**
Fits models equipped with Twin-Cam Ventilator and Extreme Billet Ventilator Performance Air Cleaner Kits. Replacement for P/N 29670-09.

8. 29400293 Ventilator – Milwaukee-Eight® Engine. **\$59.95**
Fits '18-later Softail, '17-later Touring and Trike models equipped with Ventilator Air Cleaner P/N 29400298 or 29400299.

9. 29424-05B Heavy Breather – Multi-fit, Chrome. **\$89.95**
Fits models equipped with Heavy Breather Kit P/N 29098-09, 29299-08, 29080-09 or 29264-08.

9. 29702-08B Heavy Breather – Touring, Chrome. **\$89.95**
Fits models equipped with Heavy Breather Kit P/N 29006-09B, 29253-08B, 29000065 or 29400105.

29400297 Heavy Breather – Touring, Black. **\$119.95**
Fits '16-'17 FXDLS and models equipped with Heavy Breather Kit P/N 29006-09B, 29253-08B, 29000065 or 29400105.

10. 28714-10 Heavy Breather – Compact, Chrome. **\$89.95**
Fits '08-'16 Touring and Trike models equipped with Compact Heavy Breather Kit P/N 28716-10A.

11. 29400141 Heavy Breather Elite, Chrome. **\$99.95**
Fits models equipped with Screamin' Eagle Heavy Breather Elite Performance Air Cleaner Kit P/N 29400172 and 29400173.

27300139 Heavy Breather Elite, Black. **\$119.95**
Replacement air filter for models equipped with Screamin' Eagle Heavy Breather Elite Performance Air Cleaner Kit P/N 29400285.

12. 29400276 Heavy Breather – Milwaukee-Eight Engine, Black. **\$99.95**
Fits '18-later Softail, '17-later Touring and Trike models equipped with Heavy Breather Air Cleaner P/N 29400263 or 29400264.

13. 29400275 Heavy Breather – Milwaukee-Eight Engine, Chrome. **\$99.95**
Fits '18-later Softail, '17-later Touring and Trike models equipped with Heavy Breather Air Cleaner P/N 29400263 or 29400264.

Street legal and/or street compliant statements refer to product meeting 50-State emissions and noise standards in the United States.

Notice: The prices appearing in this catalog are the manufacturer's suggested retail prices. Actual retail prices may vary.



A. SCREAMIN' EAGLE HIGH-FLO K&N REPLACEMENT AIR FILTER ELEMENT



A. SCREAMIN' EAGLE HIGH-FLO K&N REPLACEMENT AIR FILTER ELEMENT – HEAVY BREATHER



A. SCREAMIN' EAGLE HIGH-FLO K&N REPLACEMENT AIR FILTER ELEMENT – MILWAUKEE-EIGHT HEAVY BREATHER



B. SCREAMIN' EAGLE 10MM PHAT SPARK PLUG WIRES – RED



B. SCREAMIN' EAGLE 10MM PHAT SPARK PLUG WIRES – ORANGE



B. SCREAMIN' EAGLE 10MM PHAT SPARK PLUG WIRES – BLACK



C. SCREAMIN' EAGLE 10MM PHAT SPARK PLUG WIRES – CUT TO LENGTH

SE PRO PERFORMANCE 121
Spark Plug Wires

B. SCREAMIN' EAGLE® 10MM PHAT SPARK PLUG WIRES
Fat 10mm plug wires add dimension and style to your ride. Screamin' Eagle® boot design and suppression core wires ensure solid connection and maximum voltage transfer between coil and plugs. Screamin' Eagle script printed along the wire to add style.

Fits '15-later XG models.

31600048A	Black.	\$29.95
31600051A	Orange.	\$29.95
31600054A	Red.	\$29.95

Fits '07-later XL models.

31901-08A	Black.	\$29.95
31902-08A	Orange.	\$29.95

Fits '04-'06 XL models.

31958-04B	Black.	\$29.95
31956-04B	Orange.	\$29.95

Fits '86-'03 XL models (except XL1200S).

32092-98B	Black.	\$29.95
31963-89B	Orange.	\$29.95

Fits '99-'17 Dyna® models.

31930-99C	Black.	\$29.95
31944-99C	Orange.	\$29.95
31937-99C	Red.	\$29.95

Fits '91-'98 Dyna, '85-'99 Softail® and '80-'84 Touring models.

32093-98B	Black.	\$29.95
31964-89C	Orange.	\$29.95

Fits '18-later Softail models.

31600111	Black.	\$54.95
31600113	Orange.	\$54.95
31600112	Red.	\$54.95

Fits '00-'17 Softail models (except FXCW, FXCWC, FXS and '13-'16 FXSB models).

31907-08A	Black.	\$29.95
32360-00C	Orange.	\$29.95
32359-00C	Red.	\$29.95

Fits '08-'16 FXCW, FXCWC, FXS and FXSB models.

31965-08A	Black.	\$29.95
31967-08A	Red.	\$29.95

Fits '17-later Touring and Trike models.

31600108	Black.	\$54.95
31600110	Orange.	\$54.95
31600109	Red.	\$54.95

Fits '09-'16 Touring and Trike models.

32303-08A	Black.	\$29.95
32325-08A	Orange.	\$29.95
32318-08A	Red.	\$29.95

Fits '99-'08 Touring models.

31932-99C	Black.	\$29.95
31946-99C	Orange.	\$29.95
31939-99C	Red.	\$29.95

C. SCREAMIN' EAGLE 10MM PHAT SPARK PLUG WIRES – CUT TO LENGTH

Fat 10mm plug wires add dimension and style to your ride. Screamin' Eagle boot design and suppression core wires ensure solid connection and maximum voltage transfer between coil and plugs. Screamin' Eagle script printed along the wire to add style.

32095-98B	Black.	\$29.95
------------------	--------	----------------

Multi-Fit – Cut to length. Fits '86-'03 XL models (except XL1200S), '91-'98 Dyna models, '85-'99 Softail models and '80-'84 Touring models.

Notice: The prices appearing in this catalog are the manufacturer's suggested retail prices. Actual retail prices may vary.


122 SE PRO PERFORMANCE
Spark Plugs & Heat Wrap

A. SCREAMIN' EAGLE® PERFORMANCE SPARK PLUGS
Screamin' Eagle® Spark Plugs feature double platinum coating for superior erosion resistance and extended life. The V trimmed ground electrode reduces shrouding of the flame front to promote flame propagation, and the fine wire center electrode enhances startups and ignitability. Screamin' Eagle Plugs feature Ribbed Core Technology (RCT) that provides resistance to fouling, and are designed with Original Equipment-style noise suppression to prevent electrical interference with radios and CB communication equipment. Works great in racing applications where rich air/fuel conditions are required. Unique style with Screamin' Eagle logo. Sold in pairs.


Standard Compression Applications
Designed for modified engines including performance carburetors, high-flow air cleaners, camshafts, exhaust systems and ignition systems in conjunction with stock compression ratios.
31600106 Standard Compression Applications. \$19.95
Fits '99-'17 Twin Cam-equipped models, and '86-later Evolution® Sportster® 883, 1100 and 1200 models.
31600085 Standard Compression Applications. \$19.95
Fits '15-later XG models and '17-later Milwaukee-Eight® engine equipped models (including Stage I, II, III and IV Upgrades).

High Compression Applications
These plugs are designed for high performance applications involving modifications in high-flow air cleaners, camshafts, exhaust, performance heads, ignition components, higher compression ratios above Original Equipment configurations or engines specific for racing applications.
31600105 High Compression Applications. \$19.95
Fits '99-'17 Twin Cam-equipped models. '86-later XL and XR and Evolution 1340 models equipped with Screamin' Eagle Performance Cylinder Heads.

B. SCREAMIN' EAGLE PRO EXHAUST WRAP KIT
Give your bike the ultimate old school look with Screamin' Eagle Exhaust Wrap. This premium exhaust wrap is available in three colors: Bronze, Midnight Grey and Off-White. Each kit includes a 2.0" x 25' roll of exhaust wrap and 10 stainless steel ties, enough to complete any Harley-Davidson® air-cooled model application. For race application only.
65858-08 Midnight Grey. \$75.95
11100026 Bronze. \$75.95
65855-08 Off-White. \$75.95



A. SCREAMIN' EAGLE PERFORMANCE SPARK PLUG



B. SCREAMIN' EAGLE PRO EXHAUST WRAP KIT

Street legal and/or street compliant statements refer to product meeting 50-State emissions and noise standards in the United States.

Notice: The prices appearing in this catalog are the manufacturer's suggested retail prices. Actual retail prices may vary.

SCREAMIN' EAGLE® CRATE ENGINE & DRIVE TRAIN COMPONENTS

Fresh from the factory, Harley-Davidson® Crate Engines are the ideal platform for building your high-performance ride. And once you've put your heart and soul into achieving just the type of horsepower and torque numbers you crave, we offer everything you need to get all that power to the pavement.



124 SE PRO PERFORMANCE

Crate Engines – Twin Cam

SCREAMIN' EAGLE® PRO SE120R HIGH-PERFORMANCE CRATE MOTOR

This track-ready 120 cubic inch Screamin' Eagle® Crate Motor is waiting to provide a racing enthusiast the opportunity to go racing at an affordable price. This engine is designed for bolt-in installation in the Original Equipment-style chassis of your track bike. No special fabrication or engine-mount relocation is required. The crankcase, cylinders and heads are painted black and feature machined aluminum highlights and chrome covers for a stunning "show-and-go" look. When equipped with appropriate high-flow carburetor or throttle body and injectors, an open air induction and tuned exhaust, this engine is capable of producing a reliable 135+ horsepower at the rear wheel. Engines include Manufacturers Statement of Origin (MSO-domestic only).

These race-use engines feature only the finest Screamin' Eagle components:

- 4.060" big-bore cylinders.
- 4-5/8" stroke SE Pro stroker flywheel and rod assembly.
- 10.5:1 high-compression nickel-plated forged pistons with Teflon coated skirts.
- Titanium SST piston rings.
- SE-266E high-lift cams.
- Perfect Fit pushrods +.030.
- SE high-performance lifters.
- CNC-ported MVA heads with automatic compression release (19206-12 and 19220-12 only).
- Machined lower rocker boxes for valve spring collar clearance.
- Factory-machined engine cases.
- Unique piston oilers for stroker clearances.
- Screamin' Eagle performance inner cam bearings.
- Lefty high-performance crankcase output bearing.
- SE performance spark plugs.
- 120R cam cover and head medallions.
- High volume oil pump.
- Billet cam plate.

Requires separate purchase of appropriate Screamin' Eagle induction system and a high-performance clutch upgrade. Just add your choice of race exhaust, high-flow air cleaner and tuning. **For race application only.**

19220-16 Black & Chrome. **\$5,695.00**
Fits '06-'17 Dyna® and '07-'16 Touring (except Twin-Cooled™) models. '06-'13 Dyna and '07-'13 Touring models require separate purchase of Compensator P/N 42200064 or 40100061.

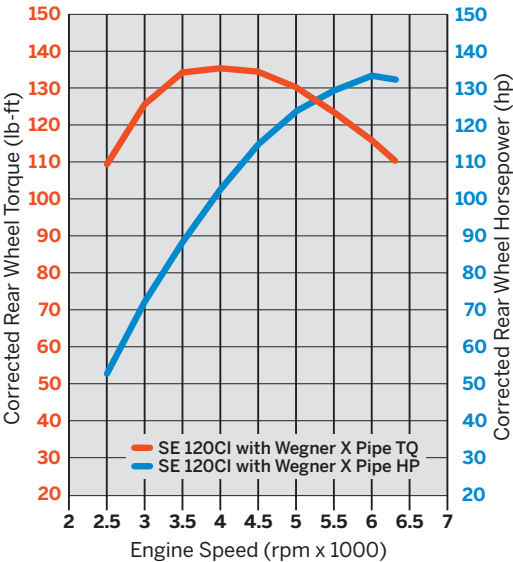
19206-16 Black & Chrome. **\$5,995.00**
Fits '07-'17 Softail® models. '07-'11 Softail models (except FXCW, FXCWC and '09 FXSTSSE) require separate purchase of Compensator P/N 40100061.

19289-12 Black & Chrome. **\$6,195.00**
Fits '02-'05 Dyna and '02-'06 Touring models. Touring models require separate purchase of Sprocket Shaft Spacer P/N 24008-03.

19290-12 Black and Chrome. **\$6,195.00**
Fits '01-'06 Softail models.



SCREAMIN' EAGLE PRO SE120R
HIGH PERFORMANCE CRATE MOTOR



Notice: The prices appearing in this catalog are the manufacturer's suggested retail prices. Actual retail prices may vary.



SCREAMIN' EAGLE® SE120ST STREET PERFORMANCE CRATE MOTOR

This street-tuned 120 cubic inch Screamin' Eagle® Crate Motor takes your bagger from mild to wild. This engine is designed for bolt-in installation in the Original Equipment-style chassis of your Touring bike. No special fabrication or engine mount relocation is required. The crankcase, cylinders and heads are painted black, and feature machined aluminum highlights and chrome covers for a stunning "show-and-go" look. Equipped with the ultimate large bore Screamin' Eagle 58mm Throttle Body (18% larger than stock), this engine is capable of producing 106 horsepower and 117 lb-ft of torque at the rear wheel. Engine features One-Year Manufacturers warranty. For best performance results, we recommend combining this engine with your choice of Screamin' Eagle 58mm High-Flow Air Cleaner and the Screamin' Eagle High Flow Exhaust System P/N 64800022.

This engine is 50-State U.S. EPA compliant when used with Original Equipment mufflers or the Screamin' Eagle Street Performance Exhaust System P/N 64800022. All models require ECM calibration (priced separately). U.S. delivered engines include Manufacturers Statement of Origin (MSO).

Developed and tested in Milwaukee, this street-ready motor features the finest Screamin' Eagle components:

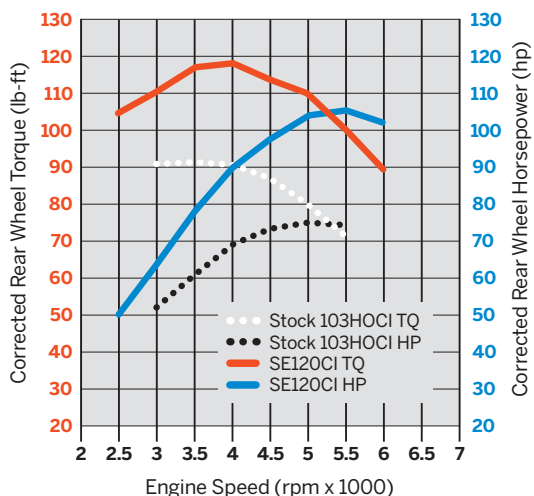
- 4.060 big-bore cylinders.
- 4-5/8" stroke SE Pro stroker flywheel and rod assembly.
- 10.5:1 high-compression nickel-plated forged pistons with Teflon® coated skirt.
- Titanium SST piston rings.
- SE-259E high-lift cams.
- Perfect-Fit pushrods.
- SE high-performance lifters.
- CNC-ported MVA heads with automatic compression release.
- Screamin' Eagle Pro High-Flow 58mm EFI Throttle Body, high flow injectors and manifold clamps.
- Machined lower rocker boxes for valve spring collar clearance.
- Factory-machined engine cases.
- Unique piston oilers for stroker clearance.
- Screamin' Eagle inner crankcase full complement cam needle bearings.
- SE Lefty high-performance crankcase output bearing and nitride bearing race.
- SE Performance spark plugs.
- 120ST cam cover and cylinder head medallions.

19221-15

\$5,695.00

Fits 50-state '10-'16 Touring models. Does not fit Twin-Cooled™ models. Does not fit Trike. '10 Touring models require Screamin' Eagle Big Twin Compensator Kit P/N 40100061. All models require ECM calibration for proper installation with Screamin' Eagle Pro Street Tuner (sold separately).

Twin Cam 103HO Stock vs. SE120ST Crate Motor with Stock Exhaust



Street legal and/or street compliant statements refer to product meeting 50-State emissions and noise standards in the United States.

Notice: The prices appearing in this catalog are the manufacturer's suggested retail prices. Actual retail prices may vary.

126 SE PRO PERFORMANCE
Crate Engines – Twin Cam

JIMS® TWIN CAM RACE ENGINES
The JIMS Twin Cam Race Engines, available exclusively through Harley-Davidson® dealers, are a complete component package designed to serve as a solid foundation for racers seeking big horsepower and displacement. Developed by JIMS of Camarillo, CA, these race engines are designed to fit within the frame of Harley-Davidson models originally powered by Evolution® 1340 or air-cooled Twin Cam engines. JIMS Twin Cam Race Engines are NOT street compliant. This engine was developed under Harley-Davidson license, granted to JIMS for use of specific Harley-Davidson Twin Cam intellectual property. The JIMS Twin Cam Race engines are based on a 356-T6 aluminum crankcase with enough case material to support a bore size up to 4.800 inches. This is not a bored stock case, but a new JIMS crankcase with increased wall thickness for larger bore potential. As a new crankcase, the engine ships with a JIMS serial number and a Manufacturers Statement of Ownership (MSO). For race application only.

JIMS Race Engines are available in black or silver powder coat, color-matched to Original Equipment Harley-Davidson transmissions. For more details, options, ordering information and pricing, see your Dealer or visit: www.jimsusa.com

Available to fit '91-'17 Dyna®, Softail® and '91-'16 Touring model frames (except Twin-Cooled™ models), including models originally equipped with Evolution engines. For race application only.

JIMS 135 Twin Cam Race Engine Specifications: (with SE High-Flow A/C)

Peak Horsepower	136
Peak Torque	135
Displacement	135CI
Bore x Stroke	4.312" x 4.625"
Compression Ratio	10.5:1
Intake Valve Diameter	2.120"
Exhaust Valve Diameter	1.625"
Cam Lift	.658"
Intake Port Size	1.80"

JIMS 131 Twin Cam Race Engine Specifications: (with SE High-Flow A/C)

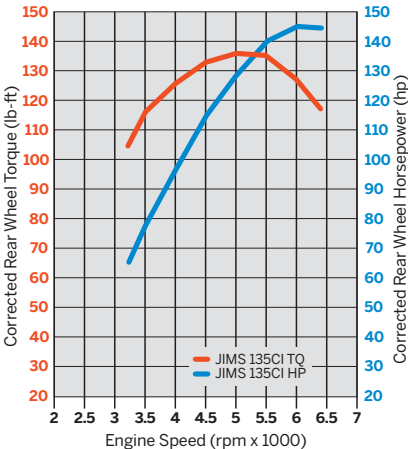
Peak Horsepower	130
Peak Torque	135
Displacement	131CI
Bore x Stroke	4.312" x 4.500"
Compression Ratio	10.5:1
Intake Valve Diameter	2.120"
Exhaust Valve Diameter	1.625"
Cam Lift	.658"
Intake Port Size	1.80"

JIMS 120 Twin Cam Race Engine Specifications: (with SE High-Flow A/C)

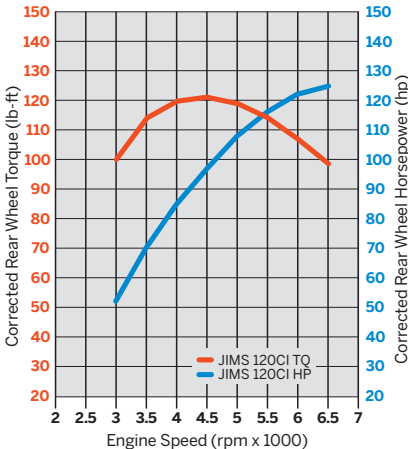
Peak Horsepower	121
Peak Torque	125
Displacement	120CI
Bore x Stroke	4.125" x 4.500"
Compression Ratio	10:1
Intake Valve Diameter	2.120"
Exhaust Valve Diameter	1.625"
Cam Lift	.658"
Intake Port Size	1.80"



JIMS 135CI TWIN CAM RACE ENGINE WITH SE AIR CLEANER



JIMS 120CI TWIN CAM RACE ENGINE WITH SE AIR CLEANER



For more details, ordering information and pricing, see your Dealer or visit: www.jimsusa.com

Corrected torque and horsepower measured at the rear wheel on a chassis dynamometer. Your results may vary.



MILWAUKEE-EIGHT CRATE ENGINES

MILWAUKEE-EIGHT® CRATE ENGINE

The Milwaukee-Eight® engine has brought a whole new ride to the Harley-Davidson® family. They're the most powerful, coolest-running motors we've ever built. Smoother, stronger and more durable. With crisper throttle response and truer, cleaner sound. Four valves per cylinder, single chain-driven cam, dual spark plugs, counter-balanced and rubber mounted. Developed and proven over countless miles and millions of hours. Every single part is new, engineered to give you more performance and more of the feeling you want from an engine. Today, it's a whole new ride. And now, you can get the most technologically advanced V-Twin engines to refresh your ride. Available in 107CI and 114CI configurations, these Milwaukee-Eight engines are street compliant when installed in the models specified. Manufactured to the latest specifications, these engines are available in a variety of finishes to suit your customizing direction. See your Dealer for details.

107 Black and Chrome – Air/Oil cooled

Fits '17-later Touring Air/Oil cooled models. Does not include intake system, timer cover, stator, rotor or compensating sprocket.

16200248 **\$5,950.00**

107 Black and Chrome – Twin Cooled

Fits '17-later Touring Twin-Cooled™ models. Does not include intake system, timer cover, stator, rotor or compensating sprocket.

16200249 **\$5,950.00**

114 Black Granite and Chrome – Twin Cooled

Fits '17 CVO™ Touring Twin-cooled models. Does not include intake system, timer cover, stator, rotor or compensating sprocket.

16200250 **\$6,995.00**

114 Black Granite and Gloss Black – Twin Cooled

Fits '17 CVO Touring Twin-cooled models. Does not include intake system, timer cover, stator, rotor or compensating sprocket.

16200251 **\$6,995.00**

NOTE: Replacement engines must be re-fitted with emission control devices and systems, appropriate for the vehicle model and model year in order to ensure emissions compliance. Failure to do so constitutes tampering under US EPA guidelines and can lead to substantial fines and penalties.

Legal for use on public roads only when installed in the specified models. Not legal for use on public roads when installed in models other than the ones specified and not eligible for the P&A 24-month warranty when installed in models other than the ones specified. Please see the Parts and Accessories warranty statement and your dealer for more information.

Street legal and/or street compliant statements refer to product meeting 50-State emissions and noise standards in the United States.

Notice: The prices appearing in this catalog are the manufacturer's suggested retail prices. Actual retail prices may vary.

128 SE PRO PERFORMANCE

Clutch & Drivetrain

A. SCREAMIN' EAGLE® HIGH CAPACITY CLUTCH KIT – MILWAUKEE-EIGHT® ENGINE

The Screamin' Eagle® High Capacity Clutch Kit increases the drivetrain's ability to reliably support high torque applications without significantly increasing lever effort. Designed to fit in the stock clutch basket, this kit provides smooth shifting, progressive engagement, and works with the factory Assist and Slip clutch system to keep clutch lever effort similar to the stock levels. Kit contains 10 fiber clutch plates and 10 contact plates – one more than Original Equipment – and 3-1200 Newton clutch springs. This combination provides 11% more clutch surface area for greater power handling capability.

37000287 **\$199.95**
Fits '18-later Softail® and '17-later Touring models.

Also available:

SCREAMIN' EAGLE HIGH CAPACITY CLUTCH PLATE KIT – MILWAUKEE-EIGHT ENGINE

Replacement clutch plates for the Screamin' Eagle High Capacity Clutch Kit P/N 37000287. Kit includes 10 fiber friction plates and 10 contact plates.

37000258 **\$179.95**
Fits '18-later Softail and '17-later Touring models.

MILWAUKEE-EIGHT ENGINE CLUTCH SPRINGS – 1275N

High tension springs are engineered to add additional clutch capacity in high torque and high horsepower applications. Kit includes 3-1275 Newton (N) coil springs, and is designed to complement the Screamin' Eagle High Capacity Clutch Plate Kit P/N 37000258. When combined with the High Capacity Clutch Plate Kit, torque capacity is increased to the maximum level available. Installation will increase capacity and lever effort. Springs can be installed without removing the outer primary cover.

37000286 **\$24.95**
Fit's '18-later Softail and '17-later Touring models.

MILWAUKEE-EIGHT ENGINE CLUTCH SPRINGS – 1200N

Replacement clutch springs for the Screamin' Eagle High Capacity Clutch Kit P/N 37000287. Kit includes 3-1200 Newton (N) coiled clutch springs. Installation of these springs with Original Equipment clutch plates will increase clutch capacity and lever effort. Springs can be installed without removing the outer primary cover.

37000288 **\$24.95**
Fit's '18-later Softail and '17-later Touring models.

B. SCREAMIN' EAGLE® TWIN CAM PERFORMANCE RACE CLUTCH HUB KIT

Innovative new clutch hub kit offers improved clutch performance and is perfect for large displacement applications. Will support engines producing up to 160 lb-ft of torque. Kit includes the hub, pressure plate and clutch springs and can be used with stock friction discs and spacers or Screamin' Eagle® Friction Disc Kit P/N 37980-10. (Does not include clutch friction plates.)

37976-08A **\$269.95**
Fits '07-'17 Twin Cam-equipped models. Will not fit '16-'17 FXDLS, FLSS, FLSTFBS, FXSE or '13-'16 CVO™ Touring models with hydraulic actuated clutch, or '14-'16 Touring models equipped with Screamin' Eagle A&S Clutch Kit P/N 37000026.

C. SCREAMIN' EAGLE RACE CLUTCH KIT

This clutch has an innovative design that features new long life friction plates and 6 individual coil springs to adjust your clutch to your specific needs. Designed to handle up to 160 lb-ft of torque at the crank.

37970-03A **\$399.95**
Fits '90-'99 Evolution® 1340-equipped models, '99-'05 Dyna® models and '99-'06 Softail® and Touring models.

NOTE: '90-'97 Evolution 1340-equipped models require Clutch Shell P/N 37707-98A and Rod Adjuster Screw P/N 37090-98A. '90-'93 Evolution 1340-equipped models also require starter P/N 31553-94B.



A. SCREAMIN' EAGLE HIGH CAPACITY CLUTCH KIT – MILWAUKEE-EIGHT ENGINE

Configuration	Max Crankshaft Torque (ft. lbs.)	% Increase in Torque Capacity Over Milwaukee-Eight® 107 OE Clutch	Approximately Lever Effort (lb)
Milwaukee-Eight 107ci Original Equipment (9-Disk/1100N Spring)	125	—	14.6
9 Disk/1200N Spring	134	7.2%	16
9 Disk/1275 Spring	143	14.4%	17
Milwaukee-Eight 114ci Original Equipment (10 Disk/1100N Spring) (P/N 37000287)	139	11.2%	14.6
Screamin' Eagle High Capacity Clutch Kit 10 Disk/1200N Spring	150	20%	16
10 Disk/1275N Spring	160	28%	17



B. SCREAMIN' EAGLE TWIN CAM PERFORMANCE RACE CLUTCH HUB KIT



C. SCREAMIN' EAGLE RACE CLUTCH KIT

Notice: The prices appearing in this catalog are the manufacturer's suggested retail prices. Actual retail prices may vary.

SE PRO PERFORMANCE 129

Clutch & Drivetrain

D. SCREAMIN' EAGLE® BIG TWIN COMPENSATOR

This premium compensator has been engineered with heavier springs and increased travel to support the high torque output associated with high compression race and large displacement engines. Designed to outperform the Original Equipment compensator, this unit helps protect the engine and driveline components during harsh drag race launches. Compensator features improved oil passages, oil deflectors and a needle bearing thrust washer that improves the overall operation of these components.

42200064A \$299.95

Fits '12-'13 Dyna®, '12-'13 Softail® (except FXCW, FXCWC, FXSB, FXSBSE and '09 FXSTSSE), '11-'13 Touring and '09-'13 Trike models. Original Equipment on '14-'17 Dyna, Softail and '14-'16 Touring models. Requires separate purchase of Installation Adhesive Kit P/N 11100088.

40100061 \$409.95

Fits '06-'11 Dyna, '07-'11 Softail (except FXCW and FXCWC), '07-'10 Touring, and '07-'09 CVO™ (except '09 FXSTSSE) models. Does not fit Trike. Requires separate purchase of Installation Adhesive Kit P/N 11100088. Kit includes Rotor Assembly P/N 30041-08. Installation on '06 Dyna models require separate purchase of '07-style stator.

42200095A \$299.95

Fits '08-'12 FXCWC and '09 FXSTSSE models and '13-'17 FXSB models. If P/N 40274-08A has been installed previously, the rotor shell, P/N 30041-08A is not required.

E. SCREAMIN' EAGLE VARIABLE PRESSURE CLUTCH

Get more performance from the Original Equipment clutch. The Screamin' Eagle® Variable Pressure Clutch is designed to help put the added power from a Screamin' Eagle Stage Kit to the pavement. This bolt-on kit harnesses the centrifugal force of spinning weights to increase the clutch capacity as engine speed increases. The mechanism applies increasing pressure to the stock clutch pressure plate as RPM rises. The result: High torque-handling capabilities without increasing clutch lever effort at idle. The Variable Pressure Clutch also provides smoother clutch disengagement at lower speed. Kit fits behind most stock derby covers with no modifications. See installation manual for additional accessory derby cover fitment information.

To match the performance demands of your engine, team the Variable Pressure Clutch with your choice of clutch diaphragm springs. We recommend the higher capacity Screamin' Eagle Diaphragm Spring P/N 37951-98 for major performance upgrades.

	Lever Effort	Torque Capacity
Original Equipment Spring	Same as stock	120 ft-lbs
SE Spring P/N 37951-98	35% greater than stock	153 ft-lbs

37000121A \$289.95

Fits '99-'17 Evolution® 1340 and Twin Cam-equipped models. Will not fit '16-later Touring and Trike models, '15-later FLHTCUL or FLHTKL models or '07-later Touring or Trike models equipped with Narrow-Profile Outer Primary Cover P/N 25700385 or 25700438. Will not fit '13-later CVO models with hydraulic actuated clutch, '16-'17 FXDLS, FLSS and FLSTFBS, or '14-later Touring and Trike models equipped with Screamin' Eagle A&S Clutch Kit P/N 37000026. Derby Covers P/N 25001-03, 25441-04A, 25770-99, 25331-10, 25339-10, 25700250 and 25700062 require Spacer Kit P/N 37000123. Does not fit Derby Covers P/N 25347-02 or 25345-01.

Street legal and/or street compliant statements refer to product meeting 50-State emissions and noise standards in the United States.

Notice: The prices appearing in this catalog are the manufacturer's suggested retail prices. Actual retail prices may vary.

DRIVETRAIN

130 SE PRO PERFORMANCE

Clutch & Drivetrain

A. SCREAMIN' EAGLE® TWIN CAM PERFORMANCE ASSIST AND SLIP (A&S) CLUTCH KIT

Developed for the high-thrust 1100ci engine featured as Original Equipment on '14-'16 CVO™ models, this A&S clutch provides significantly increased torque-handling capacity (135lb/ft). Clutch is designed to improve engagement grip and provides minor slippage during downshifting to reduce shock to the power train. Reduces hand lever pull effort by over 1 pound. Complete kit features improved clutch plates for enhanced wear resistance and is the perfect addition when installing a high-output Screamin' Eagle® Stage Kit.

37000026 \$389.95

Fits '14-'16 Touring and Trike models with hydraulic clutch actuator. Original Equipment on FXDLS, FLSS, FLSTBS and FXSE models.

B. SCREAMIN' EAGLE PERFORMANCE CLUTCH FRICTION DISC KIT

Newly-developed friction material delivers longer life than Original Equipment friction discs. Kit includes new precision-machined flat steel plates. This Friction Disc Kit is a perfect match for the Screamin' Eagle Twin Cam Performance Race Clutch Hub Kit P/N 37976-08.

37980-10 \$179.95

Fits '99-'17 Twin Cam-equipped models and '98-'99 Evolution® 1340-equipped models. Will not fit '13-'16 CVO Touring models with hydraulic actuated clutch or, '15-'16 FLHTCUL and FLHTKL, '16-'17 FXDLS, FLSS, FLSTFBS, FXSE, or '13-'16 CVO Touring models with hydraulic actuated clutch, '15-'16 FLHTCUL and FLHTKL or '14-'16 Touring and Trike models equipped with Screamin' Eagle A&S Clutch Kit P/N 37000026.

Also available: (not shown)

HEAVY DUTY CLUTCH SPRING FOR STOCK CLUTCH

37951-98 \$34.95

Fits '99-'17 Twin Cam-equipped models and '98-'99 Evolution 1340-equipped models. Will not fit '16-'17 FXDLS, FLSS, FLSTFBS and FXSE or '13-'16 CVO Touring models with hydraulic actuated clutch, or '15-'16 FLHTCUL and FLHTKL, '14-'16 Touring and Trike models equipped with Screamin' Eagle A&S Clutch Kit P/N 37000026.

C. SCREAMIN' EAGLE PERFORMANCE CLUTCH KIT

Performance Clutch Kit converts the 8-plate clutch to a 9-plate design. The surface area is increased by 13% and the spring rate is increased by 10% for a combination that can handle over 115 ft-lbs of torque at the crank, a 23% increase over the stock-rated capacity. Kit includes Kevlar® fiber-based friction discs and performance clutch spring.

38002-04 \$199.95

Fits '91-later XL and '94-'97 Evolution 1340-equipped models.

D. SCREAMIN' EAGLE MANUAL PRIMARY CHAIN TENSION ADJUSTER

Ideal for bikes equipped with big displacement high performance (100hp+) engines that are regularly used for track-day drag racing; this Screamin' Eagle Tension Adjuster permits manual selection of primary chain tension. A direct replacement for the Original Equipment automatic version, this anodized billet aluminum adjuster allows you to fine-tune the settings and lock the position when the freeplay is properly set. The manual adjustment locks the chain tension in place to prevent the chain from adjusting during severe shifting. Kit includes required mounting hardware.

36500020 \$149.95

Fits '06-'17 Dyna, '07-'17 Softail, and '07-'16 Touring and Trike models. Requires separate purchase of model-specific primary gaskets and seals.

E. AUTOMATIC PRIMARY CHAIN TENSION ADJUSTER

Original Equipment on '06-'17 Dyna and '07-'17 Softail and Touring models, this Automatic Primary Chain Adjuster eliminates the need to manually adjust the primary chain tension at traditional service intervals.

40063-05B \$109.95

Fits '85-'06 Evolution® 1340 (except '85-'88 Softail) and Twin Cam powertrain. Requires separate purchase of model-specific primary gasket and seals.

Street legal and/or street compliant statements refer to product meeting 50-State emissions and noise standards in the United States.

Notice: The prices appearing in this catalog are the manufacturer's suggested retail prices. Actual retail prices may vary.



A. SCREAMIN' EAGLE TWIN CAM PERFORMANCE ASSIST AND SLIP CLUTCH KIT



B. SCREAMIN' EAGLE PERFORMANCE CLUTCH FRICTION DISC KIT



C. SCREAMIN' EAGLE PERFORMANCE CLUTCH KIT



D. SCREAMIN' EAGLE MANUAL PRIMARY CHAIN TENSION ADJUSTER



E. AUTOMATIC PRIMARY CHAIN TENSION ADJUSTER

F. SCREAMIN' EAGLE® 6-SPEED TRANSMISSION AND GEAR SET

Designed from the ground up, the Screamin' Eagle® transmission incorporates many of the best Original Equipment features, like a late-style shifting mechanism and a newly designed "shift ring" system to make this the smoothest shifting Harley-Davidson® transmission available. The "shift ring" system is similar to the system used in the VRSC™ transmission and it slides on the shafts to mate into the gears. This eliminates sliding heavy gears to accomplish the shift and results in smooth, precise and light effort shifting. Sixth gear is a true overdrive, at a .89:1 ratio and the first five gears mimic today's proven 5-speed ratios. The overdrive feature allows you to run a lower engine RPM in sixth gear, at any given road speed. Lower RPM can result in lower vibration, longer engine life and smoother cruising. The Screamin' Eagle 6-Speed Transmission is available as a complete transmission or as a replacement gear set and can be matched with hydraulic or cable-operated clutch controls.

Screamin' Eagle 6-Speed Transmissions feature forged chrome "trap door," forged shifter forks and forged and precisely ground gears. No speedometer or exhaust mount modifications are required. Complete transmissions are ready to install into the chassis and the 6-Speed Gear Set Kits are designed to replace the stock gear set without removing the transmission. Gear Set Kits require slight modification (template included) to the Original Equipment transmission case and include all necessary installation hardware.

COMPLETE TRANSMISSION

33040-03A Black and Chrome. **\$2,799.95**
Fits '01-'05 Dyna® models. Requires separate purchase of appropriate Side Cover Release Kit.

33045-03A Black and Chrome. **\$2,799.95**
Fits '00-'06 Softail® models. Requires separate purchase of appropriate Side Cover Release Kit.

33137-04 Black and Chrome. **\$2,799.95**
Fits '02-'06 Touring models. Requires separate purchase of appropriate Side Cover Release Kit.

GEAR SET

33100-03A **\$2,099.95**
Fits '91-'94 and '96-'00 Dyna and '90-'99 Softail models. Requires separate purchase of appropriate Side Cover Release Kit.

33101-03A **\$2,099.95**
Fits '90-'00 Touring models. Requires separate purchase of appropriate Side Cover Release Kit.

33102-03A **\$2,099.95**
Fits '00-'06 Softail and '01-'06 Touring models. Requires separate purchase of appropriate Side Cover Release Kit.

33103-03A **\$2,099.95**
Fits '01-'05 Dyna models. Requires separate purchase of appropriate Side Cover Release Kit.

Shown with:**SCREAMIN' EAGLE TRANSMISSION SIDE COVER FOR 6-SPEED TRANSMISSION**

Includes unique side cover and clutch components required for installing a Screamin' Eagle 6-Speed Transmission.

38753-04A Hydraulic Clutch. **\$299.95**
Fits '99-'05 Dyna, '00-'06 Softail and '99-'06 Touring models equipped with Screamin' Eagle 6-Speed Transmission and Hydraulic Clutch. NOTE: If installing a Hydraulic Clutch on a previously installed Screamin' Eagle 6-Speed, separate purchase of the Clutch Release Cover Gasket P/N 35148-03 is required.

38752-04 Cable Clutch. **\$199.95**
Fits '91-'05 Dyna and '90-'06 Softail and Touring models equipped with Screamin' Eagle 6-Speed Transmission and cable-actuated clutch.

Street legal and/or street compliant statements refer to product meeting 50-State emissions and noise standards in the United States.

Notice: The prices appearing in this catalog are the manufacturer's suggested retail prices. Actual retail prices may vary.



The Screamin' Eagle 6-Speed Transmission has been tested and validated using the same rigorous procedures that Original Equipment transmissions are subjected to and is backed by a 12 or 24-month (depending on model year) unlimited mileage warranty when installed at the time of a new bike purchase.

**F. SCREAMIN' EAGLE 6-SPEED TRANSMISSION AND GEAR SET
(SHOWN WITH SCREAMIN' EAGLE TRANSMISSION SIDE COVER FOR 6-SPEED TRANSMISSION)**

SHORT & LONGBLOCK PROGRAM

When it comes time to repower your motorcycle, the first stop should be your local Harley® dealer. They can set you up with a replacement short block or long block engine that is manufactured from 100% new Original Equipment parts and subjected to the same rigorous testing as all Harley engines. Plus, all long block engines feature a one-year factory warranty and your original VIN stamped on the case.



A. SHORTBLOCK ASSEMBLY

The perfect starting point for building the engine of your dreams. Engine shortblocks are manufactured and assembled on Harley-Davidson's main engine assembly line for exceptional quality and reliability. Shortblock cases, flywheels, bearings and rods are preassembled and ready for your custom build. Kit includes current spec Original Equipment cam plate, oil pump, cam drive components and the gaskets, seals and most of the hardware required to complete the engine and install it (not all components shown). You select your cylinders, heads, cams, covers and other top-end components. Choose one of the Screamin' Eagle® Stage kits to incorporate reliable performance and pick from our decorative engine covers to customize the look. Shortblock Assemblies are stamped with a new VIN number and include MSO (Manufacturers Statement of Origin). The MSO is for Domestic only. Kits ship directly from the factory within 3-5 days.

Twin Cam Engine

16200070 Black 96CI/103CI. **\$1,795.00**
Fits '07-'17 Dyna® (except FXDLS), and '07-'16 Touring and Trike models (except CVO™).

16200071 Black 96CI/103CI. **\$2,095.00**
Fits '07-'17 Softail® models (except FLSS, FLSTFBS and CVO).

Milwaukee-Eight® Engine (not shown)

16200265 Black 107CI. **\$2,281.39**
Fits '17-later Touring models. Requires separate purchase of Installation Kit P/N 91800064.

**A. TWIN CAM SHORTBLOCK ASSEMBLY – DYNA AND TOURING****A. TWIN CAM SHORTBLOCK ASSEMBLY – SOFTAIL**

NOTE: Replacement engines must be re-fitted with emission control devices and systems, appropriate for the vehicle model and model year in order to ensure emissions compliance. Failure to do so constitutes tampering under US EPA guidelines and can lead to substantial fines and penalties.

Legal for use on public roads only when installed in the specified models. Not legal for use on public roads when installed in models other than the ones specified and not eligible for the P&A 24-month warranty when installed in models other than the ones specified. Please see the Parts and Accessories warranty statement and your dealer for more information.

Notice: The prices appearing in this catalog are the manufacturer's suggested retail prices. Actual retail prices may vary.

HARLEY-DAVIDSON® LONGBLOCK PROGRAM

Your engine is the heart and soul of your Harley-Davidson® motorcycle. When the miles start to add up, a Harley-Davidson LongBlock can put the rumble back in your ride simply, quickly, and affordably.

WHY SHOULD I CONSIDER A LONGBLOCK? Unlike an engine rebuild from the repair shop down the street, the Harley-Davidson® LongBlock is manufactured from 100% new Original Equipment components, and is built to the latest factory specifications. Engine includes upgraded Screamin' Eagle® lefty crankcase bearing, Screamin' Eagle® cam bearings and Screamin' Eagle performance tappets to handle higher stress loads and performance upgrades. In addition, '99-'06 LongBlocks are upgraded with late-model hydraulic cam tensioners, high-volume oil pump and billet cam plate. '07-'16 103CI and 110CI engines feature factory-installed Automatic Compression Releases.

WHAT DOES THE H-D® LONGBLOCK INCLUDE? The crankcase is pre-assembled with flywheels, connecting rods, bearings, seals, cylinders, pistons, rings, heads, valves, valve springs, tappets and pushrod covers. Also included and ready for Dealer installation are top end rocker arm supports, rocker arms and shafts, pushrods, and breathers. The LongBlock also includes cam support plate, cam plate bearings, cam and timing chain drive, hydraulic tensioners and all required gaskets and new hardware.

ARE UPGRADES AVAILABLE?* You can choose silver or black-highlighted engines to match your styling direction. Bikes originally equipped with Twin Cam 88® engines can upgrade to 95 or 103CI displacement, and Twin Cam 96™-equipped models can be repowered with 103 or 110CI engines, based on specific model fitment. Upgrades require model-specific ECM recalibration (sold separately). Only available in North America.

WHAT ELSE DO I NEED? LongBlock is sold without cam shafts, lower rocker boxes, upper rocker box covers, or cam cover. You have the option to re-install your current cams and covers, or select from a wide assortment of performance and custom engine cover options.

FAST AND EASY: Just take your Harley® motorcycle to your authorized dealership. They will remove the engine from the frame, ship the left crankcase half to Harley-Davidson, and in a short time, you will have a new LongBlock back, ready for the dealer to reinstall in your bike. Your engine retains its original Vehicle Identification Number (VIN) for easy title exchange and registration.

**Displacement upgrades are available for vehicles previously equipped with street compliant big bore kits only.*

**Also available:
ENGINE COVER KITS**

Finish your LongBlock engine installation in style. Kit includes 2 upper and lower rocker box covers and matching cam cover.

Fits '01-'17 Dyna®, '01-'17 Softail® and '01-'16 Touring (except '01 EFI Touring) and '09-'16 Trike models.

92500025	Chrome.	\$399.95
92500026	Gloss Black.	\$299.95
92500027	Wrinkle Black.	\$299.95



Available to fit:

'00-'06 Softail models.

16200087	Twin Cam 88® – Black.	\$4,475.00
16200088	Twin Cam 88 – Silver.	\$4,475.00

'01-'06 EFI Softail models.

16200093	Twin Cam 95 – Black.*	\$4,575.00
16200094	Twin Cam 95 – Silver.*	\$4,575.00

'05-'06 EFI Softail models.

16200097	Twin Cam 103™ – Black.*	\$5,000.00
16200098	Twin Cam 103 – Silver.*	\$5,000.00

'07-'11 Softail models.

16200101	Twin Cam 96™ – Black.	\$4,575.00
16200102	Twin Cam 96 – Silver.	\$4,575.00

'07-'17 Softail models.

16200104	Twin Cam 103 – Black.*	\$5,000.00
16200108	Twin Cam 110™ – Black.*	\$5,100.00
16200109	Twin Cam 110 – Granite.*	\$5,100.00

'99-'05 Dyna and '99-'06 Touring models.

16200085	Twin Cam 88 – Black.	\$3,850.00
16200086	Twin Cam 88 – Silver.	\$3,850.00

'04-'05 EFI Dyna and '99-'06 EFI Touring models.

16200091	Twin Cam 95 – Black.*	\$3,950.00
16200092	Twin Cam 95 – Silver.*	\$3,950.00

'03-'06 EFI Touring models.

16200095	Twin Cam 103 – Black.*	\$4,575.00
16200096	Twin Cam 103 – Silver.*	\$4,575.00

'06-'17 Dyna and '07-'11 Touring models.

16200099	Twin Cam 96 – Black.	\$4,050.00
16200100	Twin Cam 96 – Silver.	\$4,050.00

'07-'17 Dyna and '07-'16 Touring models (Includes ACR - Auto Compression Release).

16200103	Twin Cam 103 – Black.*	\$4,575.00
16200105	Twin Cam 110 – Black.*	\$4,700.00
16200106	Twin Cam 110 – Granite.*	\$4,700.00

'14-'16 Twin-Cooled™ Touring models.

16200162	Twin Cam 103 – Black.*	\$4,295.68
16200163	Twin Cam 110 – Black.*	\$4,500.48
16200164	Twin Cam 110 – Granite.*	\$4,500.48

Notice: The prices appearing in this catalog are the manufacturer's suggested retail prices. Actual retail prices may vary.

TIME TO GET DIRTY

Building a performance engine requires a lot of skill – and more than a little inside knowledge. Your local Harley-Davidson® Dealer is equipped and ready to take on the challenge. The Dealer's technical staff has spent countless hours at Harley-Davidson University learning the techniques and continues to polish their skills doing the work every day. But if you want to do it yourself, there are Screamin' Eagle® special tools to get you started.



136 PART#/PAGE# CROSS REFERENCE

11100026	122	19206-16	124	25483-10	73	29400104	39	29893-07B	54	61300762	16	65400422	97
14900105	9	19220-16	124	25494-10	73	29400105	35	29894-07B	54	61300768	15	65400457	19
16101-01	74	19221-15	125	25503-10	73	29400109	120	29903-07A	53	61300769	15	65400458	19
16200070	87, 133	19289-12	124	25602-10	73	29400116	39	30003-10	99	61300770	15	65400459	19
16200071	87, 133	19290-12	124	25638-07	51, 73	29400117	39	30076-09	116	61300835	108	65400460	19
16200085	134	21900001	83	25649-01A	104	29400118	120	31600048A	108, 121	61300845	118	65400461	19
16200086	134	21900002	83	25740-05	104	29400123	39	31600051A	108, 121	61300846	118	65400464	96
16200087	134	21900084	30	25752-97	113	29400124	39	31600054A	108, 121	61400323	118	65600155	96
16200088	134	21900087	30	25753-97	113	29400127	93	31600085	122	61400339	118	65700025	9
16200091	134	21914-08A	83	25937-99B	73	29400128	93	31600105	122	64800043	47	65855-08	122
16200092	134	21915-08A	83	27000007	82	29400141	120	31600106	122	64800044	47	65858-08	122
16200093	134	21916-08A	83	27000009	82	29400163	38	31600108	121	64800059	21	69201704	9
16200094	134	21928-08A	83	27082-10	69	29400164	38	31600109	121	64800062	21	70623-06	88
16200095	134	21966-07	85	27200026	101	29400166	38	31600110	121	64806-07A	97	70623-08	88
16200096	134	21968-07	85	27200029	68	29400167	38	31600111	121	64900137	43	70623-11	88
16200097	134	22109-08A	83	27200040	31	29400168	38	31600112	121	64900186B	24, 46	80503-07	95
16200098	134	22137-08B	83	27300019A	69	29400172	34	31600113	121	64900187B	24, 46	80601-09A	42
16200099	134	22141-08B	83	27300033	69	29400173	34	31901-08A	121	64900208A	95	80611-09	24, 49
16200100	134	22143-08B	84	27300035	69	29400178	41	31902-08A	121	64900209A	95	80674-08A	42
16200101	134	22144-08B	84	27300052	69	29400197	108	31907-08A	121	64900220	109	80678-08	42
16200102	134	22179-99A	85	27300054	69	29400207	107	31930-99C	121	64900242	43	80716-08	48
16200103	134	22193-98	114	27300139	120	29400208	107	31932-99C	121	64900243	43	80726-09A	95
16200104	134	22315-06A	87	27400002	70	29400217	37	31937-99C	121	64900334	44	80794-10A	42
16200105	134	22502-07B	84	27400040	31	29400218	37	31939-99C	121	64900335	44	80812-10	48
16200106	134	22503-07B	84	27513-08D	56	29400219	37	31944-99C	121	64900340	44	80817-10A	45
16200108	134	22571-07B	83	27516-08F	61	29400220	39	31946-99C	121	64900341	44	80818-10	45
16200109	134	22574-10	84	27517-08E	61	29400221	39	31956-04B	121	64900342	44	80821-10	43
16200162	134	22575-07B	83	27539-08A	53	29400222	40	31958-04B	121	64900343	44	80829-10A	45
16200163	134	22576-10	84	27543-08	55	29400223	38	31963-89B	121	64900476	95	80847-10	48
16200164	134	22661-99A	85	27548-10C	60	29400224	38	31964-89C	121	64900477	95	80872-12	43
16200248	127	22698-01A	105	27557-08	55	29400227A	92	31965-08A	121	64900514	48	92500005A	63
16200249	127	22700-01A	105	27564-09A	55	29400228A	92	31967-08A	121	64900552	22	92500010A	63
16200250	127	22711-04A	105	27609-01B	101	29400230	37	32076-04	88	64900553	22	92500011	62
16200251	127	22767-98	114	27623-05A	68	29400232A	93	32092-98B	121	64900554	22	92500018A	63
16200265	133	22851-99A	85	27639-07B	70	29400233	40	32093-98B	121	64900555	22	92500019	62
16500013A	79	22853-99A	85	27670-05	116	29400234	40	32095-98B	121	64900636	18	92500021A	58
16500045A	81	22868-00A	85	27713-08	68	29400235	40	32184-08A	8	64900638	18	92500023A	57
16500067	79	22870-00A	85	27791-05	116	29400236	40	32303-08A	121	64900640	20	92500025	134
16500074	105	22942-00A	84	27796-08	70	29400237	40	32318-08A	121	64900641	20	92500026	134
16500075	105	22944-00A	84	27797-07	70	29400238	40	32325-08A	121	64900642	20	92500027	134
16500164	105	23600-00A	86	27927-07	71	29400239	40	32359-00C	121	64900643	20	92500028	57
16500208	79	23601-05A	86	27928-07A	71	29400240	40	32360-00C	121	64900690	18	92500029A	100
16500259	79	23703-02A	86	27934-99	71, 111	29400245	16	33040-03A	131	64900691	18	92500030A	100
16500347	105	23727-07A	86	27956-10	118	29400246	16	33045-03A	131	64924-09	97	92500031	64
16500379	29	23728-07A	86	28714-10	120	29400247	120	33100-03A	131	64981-09	50	92500032	64
16500512	29	23729-07B	86	28716-10A	35	29400263	14	33101-03A	131	65100015	24, 49	92500033	64
16500527	29	23893-10A	86	28720-10	36	29400264	14	33102-03A	131	65100016	24, 49	92500035	59
16500538	29	24004-03B	89	28721-10	37	29400275	120	33103-03A	131	65100017	24, 49	92500037A	65
16505-01	74	24017-10	77	28722-10	37	29400276	120	33137-04	131	65100018	24, 49	92500038	65
16546-99A	81	24018-10	77	28728-10	41, 94, 119	29400293	120	34822-08	89	65100019	24, 49	92500039	81
16549-99A	81	24100004A	86	28739-10A	36, 92	29400297	120	36500020	130	65100028	24, 49	92500041	100
16550-04C	81	24100007	86	28740-10A	36, 92	29400298	15	37000026	130	65100044	45, 96	92500042	100
16800120	30	24100011	86	28861-07A	88	29400299	15	37000121A	129	65100048A	45, 96	92500047	25
16800125	30	24100075	30	29000009A	94	29400350	108	37000258	128	65100049	45, 96	92500050	80
16800174	30	24400001A	87	29000019A	94	29400355	17	37000286	128	65100054	49	92500051	80
16854-98A	114	24400031	87	29000065	35	29400356	17	37000287	128	65100056	109	92500052	67
16871-99Y	104	24400033	87	29000066	41	29400357	17	37000288	128	65100062	24, 49	92500053	67
16925-11	78	24400099	89	29006-09C	35	29400358	120	37938-08KA	116	65100063	45, 96	92500054	66
16954-02A	104	24601-10B	87	29017-09	36	29400359	120	37951-98	130	65100076	23	92500055	66
17004-01	102	25121-03	73	29042-04C	94	29400363	119	37970-03A	128	65100078	23	92500056	26
17044-08A	79	25122-02	73	29045-97B	101, 111	29414-07	71	37976-08A	128	65100084	23	92500057	26
17046-98	114	25137-00	73	29066-03B	94	29417-04	118	37980-10	130	65100085	23	92500058	25
17056-01	102, 114	25149-00	73	29080-09A	92	29424-05B	120	38002-04	130	65100088	48	92500060	27
17378-98	75, 103, 112	25152-00	73	29098-09A	35	29489-99C	40	38752-04	131	65100095	23	92500062	27
17396-08	75, 103, 112	25155-00	73	29119-08	41	29492-99D	52	38753-04A	131	65100096	23	92500064	27
17578-10	75	25197-04	104	29138-91A	119	29493-05A	119	40063-05B	130	65100097	23	92500070	26
17675-01B	75	25282-11	77	29153-07	119	29503-07	41	40100061	129	65100107	96	92500071	26
17799-11	78	25284-11	77	29170-08	41	29510-05	41	41000008C	8	65100122	20	92500072	26
17900032	76	25285-08	77	29253-08C	35	29543-99B	111	41000018	8	65100123	20	92500073	27
17900058	29	25376-03	73	29264-08A	92	29586-06	41	41000445	9	65100153	18	92500076	27
18013-03A	74, 102	25400029	73	29299-08A	35	29604-00A	71	42200064A	129	65247-09	43	9298A	30
18100080	29	25400117	51, 73	29319-08	41	29624-08	41	42200095A	129	65400064	50		
18226-03	74, 102, 112	25400125	98, 104	29328-99	118	29635-99	71	61300057	118	65400078	97		
18281-02A	74, 102, 112	25400199	28	29400019	120	29636-99	111	61300109	36	65400088	43		
18344-05	74, 102	25400200	28	29400020	120	29667-07	70	61300110	36	65400117	50		
18400-03	76	25400201	28	29400021	120	29702-08B	120	61300120	119	65400137A	97		
18401-03	76	25400202	28	29400022A	120	29775-02C	52	61300128	119	65400143	97		
18402-03	76	25464-06	73	29400061A	36, 92	29782-07	94	61300299	41	65400167	109		
18404-08	76	25465-06	73	29400063	39	29784-07	99	61300364A	108	65400172	43		
18424-06	103	25474-06	73	29400064	39	29793-02C	116	61300516	37	65400285	22		
18568-98	103, 112	25475-06	73	29400065	120	29836-10A	98	61300517	37	65400404	97		
18572-13	75, 103	25482-10	51, 73	29400103	39	29859-04B	52	61300688	14	65400405	96		

MILWAUKEE-EIGHT®
POWERTRAIN

AIR CLEANER KITS	14-17
AIR CLEANER TRIM	118-119
BIG BORE CYLINDERS/PISTONS	30
CAM KITS	28
CLUTCH KITS	128
CYLINDER HEADS	29
EFI TUNER	8-9
K&N® FILTERS	120
MILWAUKEE-EIGHT CRATE ENGINES	127
SPARK PLUGS & PLUG WIRES	121-122
STAGE I UPGRADE – EXHAUST	18-24
STAGE I UPGRADE – INTAKE	14-17
STAGE II UPGRADE – TORQUE	25
STAGE II UPGRADE – POWER	25
STAGE III UPGRADE	26
STAGE IV UPGRADE	27
STROKER FLYWHEEL	30
THROTTLE BODIES/INJECTORS	31

TWIN CAM POWERTRAIN

AIR CLEANER KITS	34-41
AIR CLEANER TRIM	118-119
BEARING KITS	77, 89
CAM KITS	51, 72-73
CAM PLATE – BILLET	77
CARBURETOR KITS – CV	71
CLUTCH KITS	128-130
COMPENSATOR	129
COMPRESSION RELEASE	88
CRANKCASES	87
CYLINDER HEAD KITS	78-79
CYLINDER STUDS	74
CYLINDERS – BIG BORE	80-81
EFI TUNER	8-9
HEAD GASKETS	74
INJECTORS – EFI	70
K&N FILTERS	120
Longblock Program	132-134
OIL PAN	89
PISTONS	82-85
PRIMARY CHAIN ADJUSTER	130
PUSHRODS	76
ROCKER ARMS/SUPPORTS	75
SE120 ENGINE	124-125
SHORT BLOCKS	133
SPARK PLUGS & PLUG WIRES	121-122
STAGE I UPGRADE – EXHAUST	42-50
STAGE I UPGRADE – INTAKE	34-41
STAGE II UPGRADE	51
STAGE III 88 TO 95CI	52
STAGE III 95 TO 103CI	53-56
STAGE III 103CI	57-58
STAGE III 103 TO 110CI	59
STAGE III 110CI	60
STAGE IV 96 TO 103CI	61
STAGE IV 103CI	62-63
STAGE IV 103 TO 110CI	64-65
STAGE IV 110 TO 117CI	66-67
STROKER FLYWHEEL KIT	86
TAPPETS	75
THROTTLE BODIES	68-70
TRANSMISSIONS	131
VALVE SPRING KITS	74

SPORTSTER® POWERTRAIN

AIR AIR CLEANER KITS	92-94
AIR CLEANER TRIM	118-119
CAM KITS	104
CLUTCH KITS	130
CYLINDER HEAD KIT	105
CYLINDERS – BIG BORE	104
EFI TUNERS	8-9
HEAD GASKET	102
K&N FILTERS	120
PISTONS	105
PUSHRODS	103
ROCKER ARMS	103
SPARK PLUGS & PLUG WIRES	121-122
STAGE I UPGRADE – EXHAUST	95-97
STAGE I UPGRADE – INTAKE	92-94
STAGE II UPGRADE	98
STAGE IV UPGRADE – 883 TO 1200CC	98-99
STAGE IV UPGRADE – 1200CC	100
TAPPETS	103
THROTTLE BODIES & INJECTORS	101
VALVE SPRING KITS	102

STREET™ POWERTRAIN

AIR CLEANER KITS	107-108
EFI TUNERS	8
EXHAUST	109
SPARK PLUGS & PLUG WIRES	108, 121-122

EVOLUTION® 1340
POWERTRAIN

AIR CLEANER/BREATHER KIT	111
CAM KITS	113
CARBURETOR KITS	111
CLUTCH KITS	128-129
CYLINDER HEAD KIT	114
PISTONS	114
PRIMARY CHAIN ADJUSTER	114
PUSHRODS	112
ROCKER ARMS	112
SPARK PLUGS & PLUG WIRES	121-122
TAPPETS	112
VALVE SPRING KITS	112

VRSC™ MODELS

AIR CLEANER ELEMENT	116
CAM KITS	116
CLUTCH KIT	116
EFI THROTTLE BODY	116
STAGE II KIT	116

CRATE ENGINES &
Longblock

JIMS® 135/131/120CI TWIN CAM ENGINE	126
Longblock Program	124
MILWAUKEE-EIGHT VENGINE	127
SE120 TWIN CAM ENGINE	124-125
SHORTBLOCK PROGRAM	133

EXHAUST

DYNA®	42-43
EXHAUST WRAP	122
SOFTAIL® – MILWAUKEE-EIGHT®	18-20
SOFTAIL – TWIN CAM	44-45
SPORTSTER®	95-97
STREET™	109
TOURING – MILWAUKEE-EIGHT	21-24
TOURING – TWIN CAM	46-50

SPECIALTY TOOLS

SPECIALTY TOOLS	135
-----------------	-----



Harley-Davidson® Parts and Accessories Division, a facility of Harley-Davidson Motor Company, recently achieved certification to its ISO 9001:2008 International Quality Standard registration.

The sale or use of these parts or accessories does not grant the purchaser a license or other right under any Harley-Davidson patent.

IMPORTANT PLEASE READ: We have tried to make this catalog comprehensive and factual. All product descriptions (including depictions, specifications, dimensions, measurements, ratings and competitive comparisons) are based on available information at the time of publication. Although such descriptions are believed correct, errors and changes can occur and complete accuracy cannot be guaranteed. Harley-Davidson may make changes at any time to prices and specifications, and may change or discontinue any of the items depicted in this catalog, without notice and without incurring any obligation.

HEAD PORTING SERVICES: See your dealer for complete Porting Service details. The program is available for new heads removed from new bikes with less than 3,500 miles only. This is not a refurbish program for old heads or a core-exchange program. You will receive the same heads that were shipped for service. Heads will be disassembled by the Dealer prior to shipping, and heads will be inspected upon receipt. Heads may be rejected and returned based on condition. Porting Service is available to U.S. dealers only.

ATTENTION: Vehicles in the configurations shown and the accessories described in this catalog may not be available for sale or use in some locations. Please check with your dealer for complete product details and the latest information.

Bar & Shield logo, Destroyer, Deuce, Dyna, Electra Glide, Evolution, Fat Bob, Fat Boy, Harley, Harley-Davidson, HD, H-D, Heritage Softail, Heritage Springer, Hugger, Milwaukee-Eight, Revolution, Revolution X, Road Glide, Road King, Screamin' Eagle, Softail, Sportster, Springer, Street Bob, Street Glide, Street Rod, Super Glide, SYN3, Twin Cam 88, Twin Cam 88B, Twin Cam 96, Twin Cam 96B, Twin Cam 103, Twin Cam 103B, Twin Cam 110, Twin Cam 110B, Ultra Classic, VRSC, Wide Glide, and the Harley-Davidson Genuine Motor Parts and Genuine Motor Accessories Logo are among the trademarks of H-D U.S.A., LLC.

AHDRA, AMA, Dunlop, Dynojet, FullThrottle, JIMS, Mello Yello, NHRA, Vance & Hines, Windows, Windows Vista and all other third-party marks are property of their respective owners.

Notice: The prices appearing in this catalog are the manufacturer's suggested retail prices. Excludes taxes and shipping. Actual prices may vary.



ALL FOR FREEDOM. FREEDOM FOR ALL.™